



BALTIMORE RAVENS

2010 SEASON REVIEW / 2011 INFORMATION



RAVENS 2010 REVIEW / 2011 INFORMATION INDEX

Baltimore Ravens, 2010 Recap/2011 Preview

Coaching Changes	2
Community News	46
Coordinators Notes	6
Depth Chart	50
First-Round Draft Order, 2011.	1
Head Coach John Harbaugh Notes.	5, 23
Highlights	1-4
Honors	2
How Built	51
Injury Report	2
News Clippings, 2010	278-309
Newsome, Ozzie/Personnel Notes.	7-8
Opponents, 2011.	1
Participation Chart.	52
Player Notes (Defensive)	14-16
Player Notes (Offensive)	17-20
Player Notes (Special Teams)	21
Postseason Notes/Game Recaps/History	22-31
Quotes	32-33
Rankings	2, 9
Rosters	47-49
Schedule/Results	2
Standings	2
Starters, Game-by-Game	53
Team Notes	9-13
Transactions	54

Team Statistics

Drive Charts	85-102
First Downs.	70
Game-by-Game, Offense and Defense	59-62
Game Summaries, 2010	103-111
Last Time It Happened	72-83
Longest Plays	63
Longest Plays, Opponents.	64
Pass Completions by Distance	71
Red Zone Scoring	69
Replay Challenges	84
Statistics, Postseason	55-56
Statistics, Regular Season	57-58
Superlatives, Individual.	66-67
Superlatives, Team.	65
Turnover Table	9, 68

Updated Player Biographies/Career and 2010 Game-by-Game Statistics

Offense	112-144
Defense.	145-178
Special Teams.	179-185

NFL Statistics (Playoffs), 2010

Final Standings and Team-by-Team Results	186-188
First-Down Plays by Teams	204-206 (254)
First Downs, Third Downs, Fourth Downs	202-204 (253-254)
Kickoffs	206-208 (255-256)
Individual Single-Game Highs	208-214 (256-257)
Individual Statistical Leaders	214-245 (257-276)
Inside the 20 Scoring	200-202 (252-253)
NFL Averages	193
Rankings	194-199, 246 (249-251, 277)
Take-Away/Give-Away.	199-200 (251-252)
Team-by-Team Statistics	189-192 (247-248)

Transcripts, Season-Ending Press Conferences: Jan. 20 & Jan. 17	34-40, 41-45
--	--------------



BALTIMORE RAVENS 2010 REVIEW / 2011 INFO

2010 SEASON OVERVIEW

The Ravens tied Pittsburgh for the best record in the division at 12-4, but lost the AFC North on the division-record tiebreaker (5-1 to 4-2). Baltimore, Indianapolis (an NFL record nine in a row) and Philadelphia are the only teams to make the playoffs in the last three seasons. The 2010 campaign marked the first time the Ravens have ever earned the postseason three years in a row, also making the playoffs four of the last five years. With their Wild Card victory at Kansas City (30-7), Baltimore became the only NFL team to win at least one playoff game in each of the last three seasons. The Ravens then dropped a 31-24 decision at Pittsburgh in the Divisional Round. ... Despite playing three of their first four contests of 2010 on the road, the Ravens won four of their opening five games and ended the regular season with four consecutive wins and triumphs in six of their last seven. Season highlights included victories at the Jets (10-9), at Pittsburgh (17-14), vs. Tampa Bay (17-10) and vs. the Saints (30-24). Difficult losses included a 23-20 OT decision at New England after gaining a 10-point, fourth-quarter lead; a 26-21 loss at Atlanta after taking a 21-20 lead with 1 minute left in the game; and a 13-10 loss to Pittsburgh when the Steelers scored the winning TD in the final minutes after a Ravens' turnover. ... John Harbaugh became just the fourth head coach since 1990 to earn the playoffs in his first three years, joining Bill Cowher, Dennis Green and Barry Switzer.

2010 DEFENSE

This was the third year in a row – the best run in team history – that the Ravens finished third in the NFL in fewest points allowed. Baltimore's defense featured four 2010 Pro Bowlers: almost certain Hall of Famers LB Ray Lewis and S Ed Reed, along with OLB Terrell Suggs and DT Haloti Ngata. The Ravens lost starting CB Domonique Foxworth on the first day of training camp, while Reed missed the first six games of the season rehabbing a hip injury. Despite the missed time, Reed still led the NFL with 8 INTs and 183 return yards. Eight of the defensive starters did not miss a game. Starting CB Josh Wilson was obtained in a trade with Seattle just prior to the start of the season. ... Baltimore was an impressive sixth in the NFL in fewest yards per play (5.1 avg.). ... The Ravens' defense has restricted opponents to under a 4.0 rushing average in every season in team history, a 15-year stretch that ties the all-time NFL mark.

2010 OFFENSE

Joe Flacco became only the third starting QB since 1970 to make the playoffs in his first three seasons, joining Dan Marino and Bernie Kosar. Flacco set a Ravens' season mark with his 93.6 QB rating and established career highs with 3,622 yards and 25 TDs. RB Ray Rice posted 1,776 yards from scrimmage (1,220 rush and 556 receiving), third most in Ravens history. Rice (63) was one of three Ravens to have over 60 catches: WR Anquan Boldin (64) and WR Derrick Mason (61). Mason became just the third player in NFL annals to post 11 consecutive seasons with at least 60 catches, joining Jerry Rice and Tony Gonzalez. Baltimore was the first team ever to have three WRs on the same roster with 600 catches (Mason, Boldin and T.J. Houshmandzadeh). ... The Ravens set a franchise record for fewest turnovers with just 20 (10 INTs and 10 fumbles).

2010 SPECIAL TEAMS

These groups were spectacular. Pro Bowl K Billy Cundiff tied an NFL mark with 40 touchbacks (since kickoffs moved back to 30-yard line). He also converted 26 of 29 FGs. P Sam Koch, a first-alternate to the Pro Bowl, was second in the NFL with 39 punts inside the 20, just 3 short of the all-time NFL record. KOR David Reed, who missed the last two games of the season, led the league with a 29.3 KOR average. The Ravens' kick coverage unit was second in the NFL (23.7-yard line). Baltimore finished among the top six in three other important special teams categories: net punting (fourth), FG percentage (sixth) and KOR average (sixth).

2011 OPPONENTS

HOME: Cincinnati Bengals, Cleveland Browns, Pittsburgh Steelers, Houston Texans, Indianapolis Colts, New York Jets
Arizona Cardinals, San Francisco 49ers
AWAY: Cincinnati Bengals, Cleveland Browns, Pittsburgh Steelers, Jacksonville Jaguars, Tennessee Titans, San Diego Chargers
St. Louis Rams, Seattle Seahawks

2011 FIRST-ROUND DRAFT ORDER

Pick	Team	2010 Record	Win %	Schedule Strength
1.	Carolina Panthers	2-14	.125	.574
2.	Denver Broncos	4-12	.250	.516
3.	Buffalo Bills	4-12	.250	.578
4.	Cincinnati Bengals	4-12	.250	.582
5.	Arizona Cardinals	5-11	.313	.465
6.	Cleveland Browns	5-11	.313	.570
7.	San Francisco 49ers	6-10	.375	.488
8.	Tennessee Titans	6-10	.375	.508
9.	Dallas Cowboys	6-10	.375	.512
10.	Washington Redskins	6-10	.375	.516
11.	Houston Texans	6-10	.375	.523
12.	Minnesota Vikings	6-10	.375	.539
13.	Detroit Lions	6-10	.375	.543
14.	St. Louis Rams	7-9	.438	.449
15.	Miami Dolphins	7-9	.438	.539
16.	Jacksonville Jaguars	8-8	.500	.453
17.	New England (from Oak.)	14-2	.875	.504
18.	San Diego Chargers	9-7	.563	.457
19.	New York Giants	10-6	.625	.453
20.	Tampa Bay Buccaneers	10-6	.625	.477
21.	Kansas City Chiefs	10-6	.625	.414
22.	Indianapolis Colts	10-6	.625	.473
23.	Philadelphia Eagles	10-6	.625	.492
24.	New Orleans Saints	11-5	.688	.469
25.	Seattle Seahawks	7-9	.438	.484
26.	Baltimore Ravens	12-4	.750	.484
27.	Atlanta Falcons	13-3	.813	.484
28.	New England Patriots	14-2	.875	.504
29.	Chicago Bears	11-5	.688	.473
30.	New York Jets	11-5	.688	.492
31.	Pittsburgh Steelers	12-4	.750	.500
32.	Green Bay Packers	10-6	.625	.520




RAVENS 2010 SEASON REVIEW

2010 SEASON HONORS

ANQUAN BOLDIN

- AFC Offensive Player of the Week - Week 4 vs. Browns

K BILLY CUNDIFF

- Pro Bowl (Starter - 1st Selection) 
- Associated Press All-Pro Team
- PFW/PFWA All-NFL Team
- Sports Illustrated Midseason All-Pro Team (Peter King)


G BEN GRUBBS

- Pro Bowl (1st Alternate)

P SAM KOCH

- Pro Bowl (1st Alternate)

LB RAY LEWIS

- Pro Bowl (Starter - 12th Invite) 
- Sports Illustrated All-Pro Team (Peter King)
- Associated Press All-Pro Second Team

DT HALOTI NGATA

- Pro Bowl (Starter - 2nd Selection) 
- Associated Press All-Pro Team
- PFW/PFWA All-NFL Team
- Sporting News All-Pro Team
- Sports Illustrated All-Pro Team (Peter King)
- AFC Defensive Player of the Week - Week 9 vs. Dolphins
- Sports Illustrated Midseason Defensive Player of the Year (Peter King)


DE CORY REDDING

- USA Today All-Joe Team

WR/KOR DAVID REED

- AFC Special Teams Player of the Week - Week 14 at Houston

S ED REED

- Pro Bowl (Starter - 7th Selection) 
- Associated Press All-Pro Team
- PFW/PFWA All-NFL Team
- Sporting News All-Pro Team
- AFC Defensive Player of the Month - December
- AFC Defensive Player of the Week - Week 16 at Browns

RB RAY RICE

- AFC Offensive Player of the Week - Week 15 vs. New Orleans
- FedEx NFL Ground Player of the Week - Week 15 vs. New Orleans

OLB TERRELL SUGGS

- Pro Bowl (4th Selection) 
- AFC Defensive Player of the Month - November

T MARSHAL YANDA

- Sports Illustrated All-Pro Team (Peter King)

2010 RAVENS NFL RANKINGS

Category	Stats	Rank
Points Allowed Per Game	16.9	3
Total Defense	318.9	10
Rush Defense	93.9	5
Pass Defense	224.9	21
3rd-Down Def. %	38.0	15
Points Scored Per Game	22.3	16
Total Offense	322.9	22
Rush Offense	114.4	14
Pass Offense	208.4	20
3rd-Down Off. %	39.0	16
Turnover Ratio	+7	9

2010 AFC NORTH STANDINGS

Teams	W	L	T	Home	Road	Div.	Con.	PF	PA	Streak
Pittsburgh	12	4	0	5-3	7-1	5-1	9-3	375	232	Won 2
Baltimore	12	4	0	7-1	5-3	4-2	9-3	357	270	Won 4
Cleveland	5	11	0	3-5	2-6	1-5	3-9	271	332	Lost 4
Cincinnati	4	12	0	3-5	1-7	2-4	3-9	322	395	Lost 1

2010 RESULTS

Date	Opponent	Result	Score
Mon. Sept. 13	@ New York Jets	W	10-9
Sun. Sept. 19	@ Cincinnati Bengals	L	10-15
Sun. Sept. 26	Cleveland Browns	W	24-17
Sun. Oct. 3	@ Pittsburgh Steelers	W	17-14
Sun. Oct. 10	Denver Broncos	W	31-17
Sun. Oct. 17	@ New England Patriots	L	20-23 OT
Sun. Oct. 24	Buffalo Bills	W	37-34 OT
Sun. Nov. 7	Miami Dolphins	W	26-10
Thurs. Nov. 11	@ Atlanta Falcons	L	21-26
Sun. Nov. 21	@ Carolina Panthers	W	37-13
Sun. Nov. 28	Tampa Bay Buccaneers	W	17-10
Sun. Dec. 5	Pittsburgh Steelers	L	10-13
Mon. Dec. 13	@ Houston Texans	W	34-28 OT
Sun. Dec. 19	New Orleans Saints	W	30-24
Sun. Dec. 26	@ Cleveland Browns	W	20-10
Sun. Jan. 2	Cincinnati Bengals	W	13-7
Sun. Jan. 9	@ Kansas City (Wild Card)	W	30-7
Sat. Jan. 15	@ Pittsburgh (Divisional)	L	31-24

2010 INJURY REPORT

Starters CB Domonique Foxworth (knee) and T Jared Gaither (back) missed the entire season. S Ed Reed and LB Brendon Ayonbadejo were on the PUP list for the first six games of 2010. TE Todd Heap did not play in three games in December. WR Donte Stallworth did not play in the first seven games with a foot injury. S Tom Zbikowski missed eight games, most with a back issue. Top 2010 draft pick, LB Sergio Kindle (second round), missed the season after injuring his head in a fall just prior to training camp.

2011 COACHING CHANGES

- **Chuck Pagano**, a nine-year NFL coaching veteran, was promoted from secondary coach to defensive coordinator. Pagano replaces Greg Mattison, who coordinated the Ravens' defense the past two seasons and left Baltimore to become the defensive coordinator at Michigan (to move closer to his family).

- Baltimore hired **Teryl Austin** as its new secondary coach to fill Pagano's former role. A 20-year coaching veteran, including seven seasons as a DBs coach in the NFL with Arizona and Seattle, Austin served as Florida's defensive coordinator in 2010.

- The Ravens hired **Todd Washington** as their assistant O-line coach. He will work closely with offensive line coach **Andy Moeller**, who was promoted from assistant following the 2010 season. Washington comes to Baltimore following a one-year stint with the UFL's Hartford Colonials and three seasons at the University of San Diego.

- It was also announced that offensive coordinator **Cam Cameron** will have more of a "hands-on" roll with the quarterbacks, with added assistance from offensive assistant **Craig Ver Steeg**.

- These coaches are no longer with Baltimore: Jim Zorn (quarterbacks), John Matsko (offensive line) and Al Saunders (senior offensive assistant). Saunders was hired as Oakland's offensive coordinator.



RAVENS 2010 SEASON HIGHLIGHTS

TIGHT LOSSES

In 2010, the Ravens lost to the so-called NFL elite in painfully close games. On Dec. 5, it was the 13-10 defeat to the 12-4 Steelers. On Nov. 11, the Ravens dropped a 26-21 decision at the 13-3 Falcons after taking a 21-20 lead with 1:05 left in the contest. On Oct. 17, Baltimore fell 23-20 in overtime at New England (14-2), in a game the Ravens enjoyed a 10-point lead in the fourth quarter.

AVERAGE MARGIN OF DEFEAT (2010 Season)

Rk.	Team	Losses	Avg. Margin
1.	Green Bay	6	3.33
2.	Baltimore	4	4.00
3.	Indianapolis	6	7.17
4.	Atlanta Philadelphia	3 6	7.67 7.67

THE REED FACTOR

The Ravens finished tied for eighth in the NFL with 19 INTs in 2010. However, after S Ed Reed returned from the Physically Unable to Perform list (hip) in Week 7 (Oct. 24), Baltimore registered 16 thefts over a 10-game span, ranking fourth most in the NFL. Despite missing six games, Reed produced an NFL-best 8 INTs and 183 INT return yards this season.

NFL INTERCEPTIONS (2010 Season)

Rk.	Name	Games	INTs
1.	Ed Reed	10	8
2.	Devin McCourty	16	7
	Troy Polamalu	14	7
	Asante Samuel	11	7

NFL INTERCEPTION YARDS (2010 Season)

Rk.	Name	INTs	Yards
1.	Ed Reed	8	183
2.	Kerry Rhodes	4	174
3.	Charles Tillman	5	127
4.	William Moore	5	117

Turnovers Quick Hits:

• Baltimore concluded 2010 with a +7 turnover ratio (27 take-aways and 20 give-aways), ranking ninth in the NFL.

• Amazingly, after the return of S Ed Reed from the PUP list (hip) in Week 7, the Ravens improved from a -4 ratio (+11 jump), thanks in large part to Reed's 8 INTs and 1 forced fumble.

RUN "D" STOUT AGAIN

The 2010 season marked the fifth consecutive campaign that the Ravens' have ranked in the top five in rushing defense. Baltimore permitted the NFL's fifth-fewest ground yards per game (93.9), while the Ravens' 5 rushing TDs allowed tied (Pittsburgh) for fewest in the NFL. Since 2008, Baltimore has allowed just 89.5 rush ypg.

RUSHING YARDS ALLOWED PER GAME (2010 Season)

Rk.	Team	Att.	Yds.	TD	YPG
1.	Pittsburgh Steelers	333	1,004	5	62.8
2.	Chicago Bears	386	1,441	14	90.1
3.	New York Jets	408	1,454	11	90.9
4.	San Diego Chargers	404	1,500	14	93.8
5.	Baltimore Ravens	384	1,503	5	93.9

Yards Per Carry Quick Hit:

• The Ravens have held opponents to under 4.0 yards per rush in each year of their existence (15 straight seasons). That mark ranks as the NFL's longest current streak and ties for the NFL's best streak ever (Dallas, 1964-78; Buffalo, 1986-2000). The Ravens allowed 3.9 ypr in 2010.

SCORING DEFENSE

The Ravens allowed 16.9 points per game in 2010, the NFL's third-best mark. Baltimore also permitted just 27 TDs (22 passing and a league-low 5 rushing), good for the NFL's third fewest.

POINTS ALLOWED PER GAME (2010 Season)

Rk.	Team	Points	Points/Game
1.	Pittsburgh Steelers	232	14.5
2.	Green Bay Packers	240	15.0
3.	Baltimore Ravens	270	16.9
4.	Chicago Bears	286	17.9
5.	Atlanta Falcons	288	18.0

Scoring Defense Quick Hit:

• Since John Harbaugh became head coach in 2008, the Ravens have allowed the NFL's fewest points per game (16.1).

THREE STRAIGHT NO. 3s

Baltimore has finished in the top 10 in total defense eight straight seasons. In 2010, the Ravens ranked No. 10, permitting 318.9 ypg. Allowing just 16.9 points per game in 2010, the Ravens have also finished the past three seasons as the NFL's No. 3 scoring defense. Those three years rank as the best scoring "D" span in team history.

RAVENS DEFENSIVE RANKINGS (Past Eight Seasons)

Year	Yards/Game	Rk.	Points/Game	Rk.
2010	318.9	10	16.9	3
2009	300.5	3	16.3	3
2008	261.1	2	15.3	3
2007	301.6	6	24.0	22t
2006	264.1	1	12.6	1
2005	284.7	5	18.7	5
2004	300.2	6	16.8	6
2003	281.0	3	17.6	6

Three Straight Quick Hit:

• Baltimore is the only team to rank in the top five in scoring defense in each of the past three seasons, finishing No. 3 every year.

RED ZONE DEFENSE

The Ravens' defense ranked No. 5 in red zone TD scoring percentage (42.5) in 2010. Baltimore permitted just 17 TDs in the red zone, ranking as the NFL's third fewest.

OPPONENT RED ZONE SCORING (2010 Season)

Rk.	Team	RZ Drives	RZ TDs	RZ TD Pct.
1.	Arizona Cardinals	69	27	39.1
2.	Miami Dolphins	45	18	40.0
	Pittsburgh Steelers	40	16	40.0
4.	Tennessee Titans	63	26	41.3
5.	Baltimore Ravens	40	17	42.5

"D" WON'T BREAK

The Ravens set a franchise record for fewest turnovers (20). When Baltimore did give the ball away, the "D" stayed strong. The Ravens allowed a league-low 1 TD after a turnover, permitting just 28 points (third fewest behind New England, 24, and Kansas City, 27).



RAVENS 2010 SEASON HIGHLIGHTS

TURNOVER LOW

The Ravens set a franchise single-season record for fewest turnovers in 2010 (20), breaking the previous mark of 21 from 2008. Baltimore also threw a franchise-low 10 INTs, besting 2004's 11 picks. Impressively, the Ravens' top three records for fewest turnovers in a season have all occurred during head coach John Harbaugh's tenure (2008-10). The Ravens' 20 turnovers in 2010 ranked as the NFL's seventh fewest.

RAVENS SINGLE-SEASON FRANCHISE RECORDS

FEWEST TURNOVERS		FEWEST INTERCEPTIONS	
1. 2010*	20	1. 2010*	10
2. 2008*	21	2. 2004	11
3. 2009*	22	3. 2008*	12

* John Harbaugh Era

PENALTY RECORD

The Ravens' 90 penalties in 2010 rank as the second fewest in team history (89 in 2001), while their 673 penalty yards set a new franchise record (728 in 2001). Baltimore's 90 tied for the NFL's 10th fewest in 2010, while their 673 yards ranked sixth fewest.

RAVENS SINGLE-SEASON FRANCHISE RECORDS

FEWEST PENALTIES		FEWEST PENALTY YARDS	
1. 2001	89	1. 2010	673
2. 2010	90	2. 2001	728
3. 1996	94	3. 2000	730

PRIME FIELD POSITION

The Ravens' special teams units were spectacular in 2010, with K Billy Cundiff tying the NFL record for kickoff touchbacks (40) and P Sam Koch ranking No. 2 in the league with 39 punts inside the 20. Both players played an integral role in Baltimore's opponent average starting field position, which ranked third in the NFL (27.2-yard line). Only Atlanta and Kansas City were better.

OPPONENT AVG. STARTING FIELD POSITION (2010 Season)

Rk.	Team	Opp. Poss.	Avg. Start Yard Line
1.	Atlanta	180	24.3
2.	Kansas City	192	26.8
3.	Baltimore	185	27.2

PUNTS INSIDE THE 20 (2010 Season)

- Steve Weatherford . . . 42
- Sam Koch 39**
- Andy Lee 34
- Dustin Colquitt 33
- D. Jones/C. Kluwe . . . 32

KICKOFF TOUCHBACKS (2010 Season)

- Billy Cundiff 40***
 - Sebastian Janikowski . . 29
 - D. Akers/M. Koenen . . 23
- * ties NFL single-season record (Mitch Berger, 1998)

D. REED RANKS NO. 1

Ravens rookie WR/KOR David Reed led the NFL in KOR average (29.3 ypr), and in Week 14, produced the longest KOR in Ravens franchise history with his 103-yard TD. Reed helped the Ravens average 24.7 yards per return, ranking sixth in the NFL.

SPREADING THE BALL

The Ravens and Colts were the only teams to have three players register at least 60 catches each. For Baltimore, WR Anquan Boldin had 64, RB Ray Rice posted 63 and WR Derrick Mason had 61.

TEAMS WITH THREE PLAYERS WITH 60+ CATCHES (2010 Season)

Ravens	Rec.	Yds.	TDs	Colts	Rec.	Yds.	TDs
Anquan Boldin	64	837	7	Reggie Wayne	111	1,355	6
Ray Rice	63	556	1	Pierre Garcon	67	784	6
Derrick Mason	61	802	7	Jacob Tamme	67	631	4

Passer/Rusher Quick Hit:

• Baltimore was one of five teams to produce a 3,500-yard passer (Joe Flacco - 3,622) and a 1,200-yard rusher (Ray Rice - 1,220). The other teams to accomplish this feat were Atlanta, Houston, NY Giants and St. Louis.

FLACCO IN TOP TIER

QB Joe Flacco produced the best season of his three-year career, passing for a career-high 3,622 yards and 25 TDs. Over the final 14 games, he was the NFL's No. 2-rated passer (103.4), throwing 24 TDs and just 5 INTs (Ravens were 11-3 in those contests). Flacco's 93.6 overall rating this season ranked seventh in the league.

NFL'S BEST PASSER RATINGS (Since Week 3 / Final 14 Games)

Rk.	Player	Rec.	Att.	Cmp.	Pct.	Yards	TD	INT	Rate
1.	Tom Brady	13-1	421	279	66.3	3,394	31	2	113.5
2.	Joe Flacco	11-3	412	269	65.3	3,220	24	5	103.4
3.	Aaron Rodgers	8-5	415	274	66.0	3,479	24	9	102.3

RICE: DUAL-THREAT BACK

In 2010, RB Ray Rice led the team with 1,220 rushing yards (on 307 attempts) and was second with 63 receptions (for 556 yards). Rice produced the NFL's third-most yards from scrimmage (1,776), averaging 111.0 per game. It marked his second straight year surpassing the 1,700-total-yard barrier (2,041 in 2009).

NFL NET YARDS FROM SCRIMMAGE (2010 Season)

Rk.	Player	Total Yards	---Rush---		---Pass---	
			Att-Yds	TD	Rec-Yds	TD
1.	Arian Foster	2,220	327-1,616	16	66-604	2
2.	Jamaal Charles	1,935	230-1,467	5	45-468	3
3.	Ray Rice	1,776	307-1,220	5	63-556	1

NUMBERS TO RAVE ABOUT

11

Consecutive seasons WR Derrick Mason has tallied at least 60 catches, joining Hall of Famer Jerry Rice (11) and Falcons TE Tony Gonzalez (12) as the only players to ever accomplish the feat. Mason's 924 career receptions rank 12th in NFL history.

650

Career receptions for WR Anquan Boldin, who in his first season as a Raven, became the fastest player in NFL history to reach the 600-catch milestone, doing so in just 98 games.



HEAD COACH JOHN HARBAUGH

COACH HARBS



In three full seasons for John Harbaugh as head coach of the Ravens, Baltimore has earned the playoffs in each (marking a franchise first for three consecutive postseason berths). Harbaugh has helped guide the Ravens to 32 regular season wins during this span, tied (New Orleans) for fifth most in the NFL. Harbaugh has also compiled a 4-3 playoff record and is the first coach in NFL history to win a playoff game in each of his first three seasons.

In his 2008 rookie campaign, the Ravens advanced to the AFC Championship game after winning at Miami (27-9) and at top-seeded Tennessee, 13-10. Pittsburgh, the eventual Super Bowl champion, stopped the Ravens, 23-14, in the AFC title matchup. In 2009, Baltimore dominated at New England, 33-14, in the Wild Card game before dropping a 20-3 contest at Super Bowl-bound Indianapolis in the Divisional Round. After earning an 12-4 mark in 2010, the Ravens topped Kansas City (30-7) in the Wild Card playoff, becoming the only team to win at least one playoff game in each of the last three seasons. The Ravens then dropped a 31-24 Divisional Round contest at Pittsburgh, which advanced to the Super Bowl.

Harbaugh, who established a reputation as one of the NFL's top special teams coaches while in Philadelphia, is the third head coach in Ravens history, following Ted Marchibroda (1996-98) and Brian Billick (1999-2007). Coach Harbaugh arrived in Baltimore with 24 years of pro and college coaching experience.

During the Harbaugh Era (since 2008)...

- Baltimore is the only NFL team to have won at least one playoff game in each of the past three seasons.
- The Ravens own a 32-16 regular season record. Including playoffs (4-3), the Ravens are 36-19 in the Harbaugh Era, producing the NFL's third-most total wins since his Baltimore arrival.

NFL WINS / INCLUDING PLAYOFFS (Since 2008)

Rk.	Team	Combined Wins
1.	Indianapolis Colts	38
	Pittsburgh Steelers	38
3.	Baltimore Ravens	36

HARBAUGH ERA TRENDS

Under John Harbaugh (since 2008), here is the Ravens' record...

When scoring 24 or more points	23-1
When offense posts 350 or more total yards	17-4
When offense rushes for 125 or more yards	23-2
When offense passes for 200 or more yards	16-7
When holding opponent to 13 or fewer points	21-3
When holding opponent under 245 net yards	14-2
When holding opponent to 75 or fewer rushing yards	16-5
When holding opponent under 200 yards passing	20-4

HARBAUGH TIMELINE

Team	Position	Years
Baltimore Ravens	Head Coach	2008-11
Philadelphia Eagles	Secondary	2007
Philadelphia Eagles	Special Teams Coord.	1998-2007
Indiana University	DBs/Special Teams Coord.	1997
University of Cincinnati	Assistant Head Coach	1995-96
University of Cincinnati	TEs/OLBs/RBs/Rec. Coord.	1989-94
Morehead State	DBs/Special Teams Coord.	1988
University of Pittsburgh	Tight Ends	1987
Western Michigan	Graduate Assistant	1984-86

COACHING RESULTS

John Harbaugh has produced 32 regular season wins in three seasons, marking the most wins by the Ravens in any three-year stretch.

Coach	Seasons	Regular	
		Season Record	Playoffs Record
John Harbaugh	2008-10	32-16	4-3
Brian Billick	1999-2007	80-64	5-3
Ted Marchibroda	1996-98	16-31-1	n/a

JOHN HARBAUGH SEASON-BY-SEASON

Year	Record	Playoffs (Final Result)
2010	12-4	1-1 (lost in Divisional)
2009	9-7	1-1 (lost in Divisional)
2008	11-5	2-1 (lost in AFC Champ.)
Totals	32-16	4-3

HARBS & JOE COOL

In 2010, John Harbaugh and Joe Flacco once again set an NFL record when they became the first rookie head coach starting a rookie quarterback (in 2008) to earn the playoffs in their initial three seasons together (2008-10). Harbaugh and Flacco also set the NFL record in 2008 for most combined wins (13) by a rookie head coach and rookie QB combo and are now 36-19 overall.

FIRST-YEAR TITLE GAMES

During the 2008 season, John Harbaugh became just the 12th first-year head coach to lead his team to the Conference Championship game in the Super Bowl Era (Rex Ryan and Jim Caldwell became the 13th and 14th do so in 2009).

FIRST-YEAR HEAD COACHES TO REACH CONFERENCE CHAMPIONSHIP

Coach (Team)	Result/Opp. (Date)
Jim Caldwell (Ind.)	W, 30-17 vs. NYJ (1/24/10)
Rex Ryan (NYJ)	L, 17-30 at Ind. (1/24/10)
John Harbaugh (Bal.)	L, 14-23 at Pit. (1/18/09)
Sean Payton (NO)	L, 14-39 at Chi. (1/21/07)
Jim Mora Jr. (Atl.)	L, 10-27 at Phi. (1/23/05)
Bill Callahan (Oak.)	W, 41-24 vs. Ten. (1/19/03)
Steve Mariucci (SF)	L, 10-23 vs. GB (1/11/98)
Barry Switzer (Dal.)	L, 28-38 at SF (1/15/95)
George Seifert (SF)	W, 30-3 vs. LA (1/14/90)
Bud Carson (Cle.)	L, 21-37 at Den. (1/14/90)
Red Miller (Den.)	W, 20-17 vs. Oak. (1/1/78)
Don McCafferty (Ind.)	W, 27-17 vs. Oak. (1/3/71)
John Madden (Oak.)	L, 7-17 vs. KC (1/4/70)
Joe Collier (Buf.)	L, 7-31 vs. KC (1/1/67)



COORDINATORS: CAMERON / PAGANO

CAM'S ATTACK



In his three full seasons as the Ravens' offensive coordinator, Cam Cameron's impact has been significant. Last season, QB Joe Flacco finished with career highs in passing yards (3,622) and TDs (25), while Baltimore ranked 16th in NFL scoring (22.3 ppg). In 2009, the Ravens were the NFL's ninth best in scoring (24.4 ppg), up from 24th in 2007, while setting team records for most total TDs (47) and most rushing TDs (22). In his first season in Baltimore (2008), Cameron built a creative offense that ranked fourth in the NFL in rushing (148.5 ypg), first in time of possession (33:10) and 11th in points per game (24.1 ppg).

Cameron brought his unique offensive mind to Baltimore after one year as the Miami Dolphins' head coach. His successful stints with the NFL's Chargers and Redskins and the NCAA's Indiana Hoosiers and Michigan Wolverines have been celebrated.

Under Cameron's guidance the past three seasons (2008-10)...

- The Ravens have rushed for 133.5 yards per game, fifth most in the NFL. Baltimore also has 53 rushing TDs, fifth most in the league.
- Baltimore has committed only 63 turnovers during this span, tied (Atlanta) for the NFL's third fewest. The Ravens set a team record with just 20 give-aways in 2010.
- The Ravens' 23.6 points per game during this span rank ninth.

PRODUCTION UNDER CAM

The Ravens' offense has improved since Cam Cameron took over the reins in 2008. Over the past three full seasons, the Ravens have ranked in the top 16 in scoring each year, while in 2009, Baltimore produced the second-most yards per game in team history (351.2, just shy of 1996's 357.7 average).

RAVENS OFFENSIVE RANKINGS (Past Six Seasons)

Year	YPG	Rk.	PPG	Rk.
2010	322.9	22	22.3	16
2009	351.2	13	24.4	9
2008	324.0	18	24.1	11
2007	302.0	22	17.2	24
2006	317.0	17	22.1	12t
2005	293.3	24	16.6	25

CAMERON QUICK HITS

- Over the final 12 games of the 2010 season (since Oct. 10), the Ravens averaged 24.7 points per game, the NFL's 10th most. During his time as coordinator, Baltimore has posted at least 30 points on 17 different occasions and owns a 16-1 record in those games.
- In Week 5's 31-17 victory over Denver, the Ravens registered a season-high 415 total yards of offense (182 passing and 233 rushing). In Week 9 vs. Miami, Baltimore posted 402 total yards, marking the ninth time a Cam Cameron-led Ravens offense totaled at least 400 net yards in a game (8-1 in those contests).
- The Ravens have piled up at least 375 total net yards 12 times since 2008, producing an 11-1 record in those games.
- The Ravens have rushed for at least 190 yards nine times under Cameron, earning a 9-0 record. Baltimore is also 23-2 when rushing for at least 125 yards in a game (including 5-0 in 2010).

PAGANO STEPS IN



Chuck Pagano, a nine-year NFL coaching veteran (and 27 years overall), was promoted from secondary coach to defensive coordinator on Jan. 18. Pagano replaces Greg Mattison, who coordinated the Ravens' defense from 2009-10 and left Baltimore to become the "D" coordinator at Michigan. Under Pagano's guidance the past three seasons, the Ravens' pass defense ranks eighth in the NFL, allowing 204.0 yards per game. Baltimore also registered 67 INTs during this span, good for second most in the league, and forced opposing QBs into a 69.9 passer rating (the NFL's second-best defensive mark).

With Pagano on the "D" staff the past three seasons (2008-10)...

- The Ravens' defense has allowed the fewest points per game (16.1) and the third-fewest net yards (293.5) in the NFL. Baltimore's "D" has ranked No. 3 in scoring each season.
- The Ravens have allowed a league-low 80 total TDs (tied with Pittsburgh), including 56 through the air (sixth fewest).
- Pagano now coordinates 2010's 10th-ranked defense, which over the past decade, ranks first in most major defensive categories:

TOTAL DEFENSE (Yards Allowed Since 2000)

1. Pittsburgh	280.2
2. Baltimore	287.5
3. Tampa Bay	299.7

POINTS PER GAME (Fewest Allowed Since 2000)

1. Baltimore	17.0
2. Pittsburgh	17.1
3. New England	18.2

TAKE-AWAYS (Most Since 2000)

1. Baltimore	365
2. Carolina	356
3. Tampa Bay	350

RUSHING YARDS/GAME (Fewest Allowed Since 2000)

1. Pittsburgh	86.7
2. Baltimore	89.4
3. San Diego	101.6

3RD-DOWN CONV. PCT. (Pct. Since 2000)

1. Philadelphia	34.3
2. Baltimore	34.5
3. Chicago	35.0

OPPONENT QB RATING (Lowest Since 2000)

1. Baltimore	71.0
2. Tampa Bay	73.0
3. Pittsburgh	74.3

INTERCEPTIONS (Most Since 2000)

1. Baltimore	232
2. Tampa Bay	224
3. Green Bay	222

INTERCEPTION TDs (Most Since 2000)

1. Baltimore	30
Green Bay	30
3. NE/TB	26

"D" COORD. BREAKDOWN

Three of the defensive coordinators in Ravens history have gone on to become NFL head coaches: Marvin Lewis (1996-2001), Mike Nolan (2002-04) and Rex Ryan (2005-08). (Jaguars head coach Jack Del Rio was the Ravens' LBs coach from 1999-2001, while Atlanta head coach Mike Smith also coached on the defense from 1999-2002). Defense has long been a hallmark for the Ravens. Below is the production under each coordinator:

RAVENS DEFENSIVE COORDINATOR BREAKDOWN

D Coord. (Years)	G	Avg. PPG	Net YPG	Rush YPG	Pass YPG
Greg Mattison (2009-10)	32	16.6	309.7	93.6	216.1
Rex Ryan (2005-08)	64	17.6	277.8	84.0	193.8
Mike Nolan (2002-04)	48	18.8	302.0	103.7	198.3
Marvin Lewis (1996-2001)	96	19.0	304.0	93.0	211.0



OZZIE NEWSOME / PERSONNEL NOTES

WIZARD OF OZ



Ozzie Newsome's legacy is unlike any the game has seen. Known throughout all of sports as a premier leader, Newsome is a Hall of Fame player, the architect of Baltimore's Super Bowl XXXV championship team and an elite personnel evaluator who became the NFL's first African American general manager.

"Ozzie's credibility is what stands out the most," head coach John Harbaugh states. "And it's not just about what he has accomplished. To me, it's his commitment and focus while striving to do more."

OZZIE NEWSOME CAREER SNAPSHOT

- NFL's first African American General Manager (promoted in 2002)
- Architect of Ravens 2000 Super Bowl XXXV Championship Team
- NFL Executive of the Year (2000)
- Pro Football Hall of Fame (class of 1999)
- State of Alabama Hall of Fame (class of 1995)
- National Football Foundation College Hall of Fame and NCAA Hall of Fame (class of 1994)
- 13-Year NFL Tight End with Cleveland Browns (1978-90)
- Three-Time Pro Bowler (1981, 1984-85)
- Four-Time Cleveland Touchdown Club Offensive Player of the Year
- Current Member of Three Major NFL Policy-Making Committees: Competition, Diversity and Player Care Foundation Committees

FIRST-ROUND FINDS

Since moving to Baltimore in 1996, the Ravens, led by GM Ozzie Newsome, have had 15 drafts and selected 16 players in the first round (traded away 2010 first-rounder). These picks have earned an amazing 46 combined Pro Bowls and several All-Rookie honors:

RAVENS FIRST-ROUND DRAFT PICKS

Year	Name	Pick	Pro Bowls
1996	T Jonathan Ogden*	4	11
1996	LB Ray Lewis*	26	12
1997	LB Peter Boulware*	4	4
1998	CB Duane Starks*	10	
1999	CB Chris McAlister*	10	3
2000	RB Jamal Lewis*	5	1
2000	WR Travis Taylor	10	
2001	TE Todd Heap*	31	2
2002	S Ed Reed*	24	7
2003	OLB Terrell Suggs*	10	4
2003	QB Kyle Boller	19	
2005	WR Mark Clayton*	22	
2006	DT Haloti Ngata*	12	2
2007	G Ben Grubbs*	29	
2008	QB Joe Flacco^	18	
2009	T Michael Oher*	23	

* All-Rookie Team performer ^ Diet Pepsi Rookie of the Year (NFL.com Fan Vote)

Top 10 Quick Hit:

• Of the seven players chosen in the top 10 by Baltimore, five have earned Pro Bowl status. Two of those players – Peter Boulware and Terrell Suggs – also earned Rookie of the Year honors.

Late-Round Success Quick Hit:

• The Ravens have found gems late in the first round, including LB Ray Lewis (26th), TE Todd Heap (31st), S Ed Reed (24th), G Ben Grubbs (29th) and T Michael Oher (23rd).

NEWSOME'S NFL TREE

In addition to his ability to produce successful draft classes, GM Ozzie Newsome also fosters a working environment that breeds standout coaches. By bringing in individuals who embrace the "Raven way," Newsome aims to create a synergy that manufactures success among the scouts, coaches and players. As a result, Baltimore has had many of its assistants move on to become head coaches on the collegiate and NFL levels.

CURRENT HEAD COACHES ROOTED IN RAVENS ORGANIZATION

Head Coach (Team)	Last Position Held w/ Ravens (Years)
Jack Del Rio (Jaguars)	Linebackers (1999-2001)
Kirk Ferentz (Iowa)	Asst. Head Coach/Offense (1996-98)
Pat Hill (Fresno State)	Tight Ends (1996)
Hue Jackson (Oakland)	Quarterbacks (2009)
Al Lavan (Delaware State)	Running Backs (1996-98)
Marvin Lewis (Bengals)	Def. Coordinator (1996-2001)
Rick Neuheisel (UCLA)	QBs/Off. Coordinator (2005-07)
Rex Ryan (Jets)	Asst. Head Coach/Def. Coord. (1999-2008)
Jim Schwartz (Lions)	Quality Control/Defense (1996-98)
Mike Smith (Falcons)	Linebackers (1999-2002)
Ken Whisenhunt (Cardinals)	Tight Ends (1997-98)

Note: Other former Ravens assistants who became head coaches include Mike Nolan and Mike Singletary (San Francisco) and Eric Mangini (NY Jets and Cleveland).

HOMEGROWN PRO BOWLERS


The Ravens have had 26 different players earn Pro Bowl honors since the team's inception in 1996. Of those, 14 are homegrown players – 13 drafted and one signed as a rookie free agent:

RAVENS HOMEGROWN PRO BOWLERS

Year Drafted (Rd.)	Name	Pro Bowls
1996 (1st)	Ray Lewis	12
1996 (1st)	Jonathan Ogden	11
2002 (1st)	Ed Reed	7
1997 (1st)	Peter Boulware	4
2003 (1st)	Terrell Suggs	4
1999 (1st)	Chris McAlister	3
1996 (5th)	Jermaine Lewis	2
2001 (1st)	Todd Heap	2
2000 (6th)	Adalius Thomas	2
2007 (4th)	Le'Ron McClain	2
2006 (1st)	Haloti Ngata	2
2008 (2nd)	Ray Rice	1
2000 (1st)	Jamal Lewis	1
2002 (RFA)	Bart Scott #	1

Undrafted rookie free agent

Bold indicates 2010 Pro Bowlers



PRO BOWL

PRO BOWLERS DRAFTED NFL Highs Since Ravens Inception (Since 1996)

Rk.	Team	Players
1.	New England Patriots	15
2.	Baltimore Ravens	13
	Green Bay Packers	13
	Philadelphia Eagles	13



RAVENS PERSONNEL NOTES / HISTORY

PRO BOWL PRESENCE

The Ravens had an NFL-high 15 Pro Bowlers on their roster to finish the 2010 season, including five who were awarded All-Star honors this year: LB Ray Lewis (12th), S Ed Reed (seventh), LB Terrell Suggs (fourth), DT Haloti Ngata (second) and K Billy Cundiff (first).

TEAMS WITH MOST PRO BOWLERS ON ROSTER (Final Rosters of 2010 Season)

Rk.	Team	Pro Bowlers
1.	Baltimore	15
2.	New York Jets	14
3.	Dallas	13
4.	New York Giants Washington	11

PRO BOWLERS ON RAVENS 2010 ROSTER (15)

ST Brendon Ayanbadejo (3)	WR Derrick Mason (2)
C Matt Birk (6)	FB Le'Ron McClain (2)
WR Anquan Boldin (3)	RB Willis McGahee (1)
QB Marc Bulger (2)	DT Haloti Ngata (2)*
K Billy Cundiff (1)*	S Ed Reed (7)*
TE Todd Heap (2)	RB Ray Rice (1)
WR T.J. Houshmandzadeh (1)	LB Terrell Suggs (4)*
LB Ray Lewis (12)*	* 2010 Pro Bowler

ROSTER BREAKDOWN

Of the Ravens' 22 starters to finish the 2010 season, 15 are players who were drafted or signed as rookie free agents by Baltimore (eight on offense and seven on defense). Impressively, the Ravens' entire starting offensive backfield consists of their own draft picks, while all of Baltimore's starting LBs are homegrown.

RAVENS STARTERS: ACQUISITION BREAKDOWN (14 Draft Picks / 5 Free Agents / 2 Trades / 1 Rookie Free Agent)

RB						
Rice 2nd ('08)						
FB						
L. McClain 4th ('07)						
QB						
Flacco 1st ('08)						
WR	TE	RT	RG	C	LG	LT
Boldin Trd. ('10)	Heap 1st ('01)	Yanda 3rd ('07)	Chester 2nd ('06)	Birk FA ('09)	Grubbs 1st ('07)	Oher 1st ('09)
WR						
Mason FA ('05)						
DT						
Ngata 1st ('06)						
NT						
Gregg FA ('00)						
DE						
Redding FA ('10)						
CB	SLB	MLB	WLB	RLB	CB	
Carr FA ('09)	Johnson 4th ('03)	Lewis 1st ('96)	J. McClain RFA ('08)	Suggs 1st ('03)	Wilson Trd. ('10)	
SS						
Landry 5th ('06)						
FS						
Reed 1st ('02)						

ROSTER BY THE NUMBERS

Total Draft Picks 33 (30 active)	Starting Undrafted Free Agents . . . 1
Starting Draft Picks 14	Average Age of 53-man roster . . 27.3
Free Agents 23 (18 active)	Avg. Age of Off. Starters 27.9
Starting Free Agents 5	Avg. Age of Def. Starters 29.0
Ravens Undrafted FAs . . . 4 (3 active)	Pro Bowlers 15

2010 PRO BOWLERS

Based on the original voting and invitations, the Ravens had five players named to the Pro Bowl during the 2010 season, ranking second most in the AFC (New England) and tying for third in the NFL.

MOST PRO BOWL HONOREES (2010 Season)

Rk.	Team	Pro Bowlers
1.	Atlanta	7
2.	New England	6
3.	Baltimore	5
	Dallas	5
	Green Bay	5
	Philadelphia	5

WINNING WAYS

In the Week 12 victory over Tampa Bay, the Ravens won their 100th game since 2000, becoming only the sixth team to hit the mark over the last 11 seasons. Since 2000, Baltimore has also earned seven playoff appearances and won one Super Bowl.

NFL'S WINNINGEST FRANCHISES (Since 2000)

Team	Record	Playoff Berths	Super Bowl Wins
New England	126-50	8	3
Indianapolis	125-51	10	1
Pittsburgh	115-60-1	7	2
Philadelphia	113-62-1	9	0
Green Bay	105-71	7	1
Baltimore	104-72	7	1

CENTURY CLUB

There were 14 players on the Ravens' 2010 active roster who have played in at least 100 regular season games: Derrick Mason (218 games/169 starts), Ray Lewis (210 games/209 starts), Matt Birk (178 games/155 starts), Kelly Gregg (137 games/123 starts), T.J. Houshmandzadeh (137 games/92 starts), Todd Heap (133 games/127 starts), Ed Reed (128 games/127 starts), Jarret Johnson (127 games/79 starts), Terrell Suggs (125 games/109 starts), Cory Redding (116 games/90 starts), Anquan Boldin (111 games/108 starts), Brendon Ayanbadejo (110 games/4 starts), Willis McGahee (105 games/66 starts) and Donte' Stallworth (103/59 starts).

THE "20/20" CLUB

The Ravens' "20/20 Club" includes members of the team's personnel staff who started with the Ravens as young assistants and grew into evaluators with more input. The term "20/20" refers to hiring 20-year-olds for \$20,000. According to Ozzie Newsome: "The guys actually started when they were a little older than 20 and for more than \$20,000, but that's what we call them."

RAVENS "20/20 Club" Graduates (Current Personnel Staff)

Name	Joined Ravens	Current Title
Eric DeCosta	1996	Director of Player Personnel
Joe Hortiz	1998	Director of College Scouting
Chad Alexander	1999	Asst. Director of Pro Personnel
Joe Douglas	2000	Area Scout - Southeast
Mark Azevedo	2005	Pro Scout



RANKINGS / MILESTONES / SUPERLATIVES

2010 TOP 10 RANKINGS

Offense

- RB Ray Rice ranked third in receptions (63) and receiving yards (556) by a RB.
- RB Ray Rice ranked third in total yards from scrimmage (1,776).
- RB Ray Rice ranked seventh in rushing attempts (307).
- RB Ray Rice ranked ninth in first downs (74).
- RB Ray Rice ranked 10th in rushing yards (1,220).
- QB Joe Flacco ranked seventh in QB rating (93.6).
- QB Joe Flacco ranked t-10th in completion percentage (62.6) and TD passes (25).

Defense

- S Ed Reed ranked first in interceptions (8) and interception return yards (183).
- LB Ray Lewis ranked third in defensive fumble recoveries (3).
- OLB Terrell Suggs ranked t-10th in sacks (11).
- Ravens ranked t-first in fewest rushing TDs allowed (5).
- Ravens ranked third in fewest TDs allowed (27).
- Ravens ranked third in fewest points allowed per game (16.9).
- Ravens ranked fifth in rushing yards allowed per game (93.9).
- Ravens ranked fifth in opposing QB rating (76.4).
- Ravens ranked sixth in yards allowed per play (5.1).
- Ravens ranked sixth in points per game differential (+5.4).
- Ravens ranked eighth in interceptions (19).
- Ravens ranked ninth in fewest passing TDs allowed (22).
- Ravens ranked 10th in total yards allowed per game (318.9).
- Ravens ranked t-10th in first downs allowed per game (17.8).

Special Teams

- K Billy Cundiff ranked first in touchbacks (40), touchbacks percentage (52.6) and yards per kickoff (71.1).
- P Sam Koch ranked second in punts inside the 20-yard line (39).
- KOR David Reed ranked first in kickoff return average (29.3).
- P Sam Koch ranked fourth in net punting average (39.2).
- P Sam Koch ranked t-fourth in fair catches forced (22).
- K Billy Cundiff ranked sixth in field goal percentage (90.0).
- K Billy Cundiff ranked eighth in scoring (117 pts.).
- Ravens ranked second in opp. starting field position (23.7-yard line).
- Ravens ranked sixth in kickoff return average (24.7).

"O" AND "D" QUICK HITS

- Baltimore, Green Bay and Pittsburgh were the only teams to allow less than 30 TDs and score at least 40 TDs.
- Baltimore was the only team to not give up a return TD (special teams or defensive).
- Baltimore and Indianapolis were the only teams to have three players compile at least 60 receptions.
- Baltimore and the NY Giants were the only teams to produce a 1,200-yard rusher and two 800-yard receivers.
- Baltimore, Atlanta, Houston and the NY Giants were the only teams to produce a 3,600-yard passer and 1,200-yard rusher.
- Baltimore, Atlanta, Houston, Kansas City and New England were the only teams to commit 90-or-fewer penalties and surrender 20-or-less turnovers.
- Baltimore dropped a league-low 14 passes and posted an NFL-best 4.3 droppable rate (14 drops on 322 catchable balls).

WEEK-BY-WEEK RANKINGS

Week	---Defense---			---Offense---		
	Total	Rush	Pass	Total	Rush	Pass
Week 1	n/a	n/a	n/a	n/a	n/a	n/a
Week 2	3	20	1	23	29t	13
Week 3	2	13	2	25	26	21
Week 4	1	23	1	23	23	17
Week 5	2	21	1	22	24	15
Week 6	3	10	2	19	14	18
Week 7	3	13(t)	3	16	15	16
Week 8	8	17	8	15	12	15
Week 9	10	17	9	14	12	15
Week 10	9	13	9	15	11	15
Week 11	10	8	13	13	11	17
Week 12	8	9(t)	10	12	13	14
Week 13	8	11	7(t)	14	14	16
Week 14	7	6	11	14	16	15
Week 15	10	8	14	18	21	14
Week 16	10	5	15(t)	18	16	15
Week 17	8	4	15	20	13	17
Final	10	5	21	22	14	20

BALTIMORE'S IRON MEN

LB Jarret Johnson has played in a franchise-record 113 consecutive regular season games, the longest current Ravens streak.

RAVENS CONSECUTIVE GAMES PLAYED / CURRENT STREAKS

Rk.	Player	Games
1.	Jarret Johnson	113
2.	Derrick Mason	96*
3.	Sam Koch	80

RAVENS CONSECUTIVE GAMES PLAYED / ALL-TIME STREAKS

Rk.	Player	Games	Years
1.	Jarret Johnson	113	2003-present
2.	Peter Boulware	111	1997-2003
3.	Matt Stover	110	2002-08
4.	Terrell Suggs	105	2003-09

* Including his time in Tennessee, Mason has played in 138 straight games, the NFL's second-longest active streak among WRs (Reggie Wayne, 150).

TURNOVER RATIO SINCE 2000

Year	TA/TO	Plus/Minus	Record
2010	27/20	+7	12-4
2009	32/22	+10	9-7
2008	34/21	+13	11-5
2007	23/40	-17	5-11
2006	40/23	+17	13-3
2005	26/36	-10	6-10
2004	34/23	+11	9-7
2003	41/38	+3	10-6
2002	31/32	-1	7-9
2001	28/36	-8	10-6
2000	49/26	+23	12-4
Total	365/313	+52	104-72

Since 2000, here are the Ravens' records in a game:

- When turnover ratio is +2 or better 55-1
- When turnover ratio is +1 or better 74-4
- When turnover ratio is even 16-16
- When turnover ratio is negative 13-52

55-1: Since 2000, the Ravens own a 55-1 record when posting at least a +2 turnover margin, with the only loss coming Week 6 of 2010 in a 23-20 OT thriller at New England.



THAT M&T MAGIC: HOME NOTES

THE M&T ADVANTAGE

Going 19-5 at M&T Bank Stadium in three seasons (7-1 in 2010), John Harbaugh's Ravens have continued to uphold Baltimore's strong tradition of homefield advantage over the past decade. Since 2000, the Ravens own the NFL's third-best regular season home record, going 65-23 during that span.

NFL'S BEST REGULAR SEASON HOME RECORDS (2000-10)

Rk.	Team	Record	Pct.
1.	New England Patriots	69-19	.784
2.	Indianapolis Colts	66-22	.750
3.	Baltimore Ravens	65-23	.739
4.	Pittsburgh Steelers	62-25-1	.710
5.	Green Bay Packers	60-28	.682

HOME TRENDS SINCE 2000

When Posting 3 or more sacks	36-8
When Registering 4 or more sacks	22-1
When Totaling at least 2 INTs	41-4
When Holding opponent to 14 points or fewer	44-6
When Allowing 225 total net yards or fewer	25-2
When Allowing 70 net rush yards or fewer	31-6
When Allowing 200 net passing yards or fewer	43-7
When Scoring 26-plus points	40-2
When Rushing for 100 or more net yards	54-12

GROUND & POUND

Over the past three seasons, the Ravens have rushed for 144.7 yards per game at home (fourth most in the NFL) and 32 TDs (tied with New England for the most). In 2010, Baltimore has posted 133.0 rush ypg and 7 ground scores at home.

RUSHING YARDS PER GAME AT HOME (2008-10)

Rk.	Team	Att.	Yds.	TD	YPG
1.	Carolina Panthers	770	3,509	26	146.2
2.	Kansas City Chiefs	708	3,502	18	145.9
3.	New York Giants	722	3,480	31	145.0
4.	Baltimore Ravens	825	3,473	32	144.7
5.	New York Jets	768	3,419	25	142.5

PILING UP THE POINTS

Over the past two seasons, the Ravens averaged 26.1 points per game at M&T Bank Stadium, ranking as the NFL's sixth-best mark among home teams during this span. Baltimore has scored at least 30 points in eight home games during the last two seasons.

POINTS PER GAME AT HOME (2009-10)

Rk.	Team	Points	Points/Game
1.	New England Patriots	522	32.6
2.	San Diego Chargers	465	29.1
3.	Green Bay Packers	463	28.9
4.	New Orleans Saints	423	26.4
5.	Dallas Cowboys	420	26.3
6.	Baltimore Ravens	418	26.1

TURNOVER BATTLE AT HOME

The Ravens have posted an impressive +29 turnover ratio at M&T Bank Stadium over the past three seasons, producing 56 take-aways and just 27 give-aways. The +29 mark ranks second in the NFL among home teams during this span, while the Ravens' 56 take-aways rank third most and their 27 give-aways stand as the third fewest in the league.

BALTIMORE'S HOME TURNOVER MARGIN (2008-10)

Rk.	Team	Turnover Diff.	Take-Aways	Give-Aways
1.	Green Bay	+36	59	23
2.	Baltimore	+29	56	27
3.	New England	+19	44	25

M&T BANK SECURITY

The Ravens' defense has been stout at home over the past several seasons. Since 2003, Baltimore ranks first in yards per game permitted and first in fewest points per game allowed among NFL home teams. The Ravens also have the most INTs (98).

BEST NFL DEFENSES AT HOME (2003-10)

TOTAL DEFENSE (Fewest Yards Allowed)	POINTS PER GAME (Fewest Allowed)
1. Baltimore 277.6	1. Baltimore 14.8
2. Pittsburgh 278.1	2. New England 15.4
3. NY Jets 297.2	3. Pittsburgh 17.0
INTERCEPTIONS (Most in NFL)	SACKS (Most in NFL)
1. Baltimore 98	1. NY Giants 179
2. Chicago 87	2. Seattle 177
3. New England 85	3. Dallas 175
4. Green Bay 83	4. Baltimore 169

"D" AT HOME UNDER HARBAUGH

12.8

Points per game Baltimore has permitted at home the past three seasons (2008-10), the NFL's best defensive mark.

38

Interceptions by the Ravens at home since 2008, ranking as the NFL's second most (GB is first with 43).

63.7

Passer rating the Ravens have forced for opposing QBs at M&T Bank Stadium since 2008, the NFL's top defensive mark.

272.9

Yards per game the Ravens' defense has permitted at home over the past three seasons (2008-10), ranking as the NFL's second-stringiest average during that span (NYJ, 262.7).

598-307

Ratio the Ravens have outscored opponents the past three seasons (2008-10) at home, limiting foes to 12.8 points per game. In their 19 wins during this span, the margin of victory has been 16.1.



RAVENS DEFENSIVE NOTES

DEFENSE IN HARBAUGH ERA

During the John Harbaugh Era (2008-10), the Ravens' defense has upheld its stout reputation for wreaking havoc. Baltimore's unit ranks in the top three in many categories during this span.

POINTS PER GAME ALLOWED (Since 2008)

1. Baltimore. 16.1
2. Pittsburgh. 16.2
3. NY Jets. 18.7

TOUCHDOWNS ALLOWED (Since 2008)

1. Baltimore 80
- Pittsburgh 80
3. Indianapolis 101

TOTAL NET YARDS ALLOWED (Since 2008)

1. Pittsburgh 273.1
2. NY Jets 291.1
3. Baltimore. 293.5

RUSHING YARDS ALLOWED (Since 2008)

1. Pittsburgh 77.6
2. Minnesota. 88.7
3. Baltimore 89.5

TURNOVERS FORCED (Since 2008)

1. Philadelphia 101
2. Green Bay. 100
3. Chicago 95
4. Baltimore. 93

OPPONENT PASSER RATING (Since 2008)

1. Green Bay. 69.3
2. Baltimore 69.9
3. Pittsburgh 73.4
4. NY Jets. 75.3

RUN "D" STEPPING UP

In 2010's Week 15 win over New Orleans, the Ravens' "D" permitted a season-low 27 rushing yards. The defensive performance ranks as the fifth-fewest rushing yards Baltimore has allowed in team history.

FEWEST RUSHING YARDS ALLOWED (Ravens Single-Game History)

Yards	Date/Opponent
4	9/24/00 vs. Cle.
11	12/19/99 vs. NO
21	11/26/06 vs. Pit.
26	9/10/06 at TB
27	12/19/10 vs. NO

Run "D" In Dec./Jan. Quick Hit:

- In December/January since 2008, Baltimore's run "D" has permitted just 83.2 rushing ypg. That ranks as the best defensive mark in the NFL.

RUN "D" STREAK

The Ravens have held opponents to under 4.0 yards per rush in each year of their existence (15 straight seasons). That mark ranks as the NFL's longest current streak (and ties for the best ever) of limiting foes to under 4.0. (The Ravens allowed 3.9 ypr in 2010.)

MOST CONSECUTIVE SEASONS ALLOWING LESS THAN 4 YARDS PER RUSH

Team	Seasons	Years
Baltimore Ravens	15	1996-2010
Buffalo Bills	15	1986-2000
Dallas Cowboys	15	1964-78

HISTORIC THIRD QUARTERS

The Ravens' "D" allowed only 24 points in the third quarter in 2010, the NFL's fewest. Baltimore has now gone 25 consecutive games without allowing a TD in the third quarter. That streak is the most consecutive games without permitting a TD in the third quarter in football's modern era (since 1933).

TURNIN' UP THE HEAT

Over the past three years, the Ravens' defense has made life difficult for opposing QBs down the stretch of the season. Since 2008, Baltimore has forced signal-callers into a 66.8 rating while throwing 25 INTs in the combined months of December/January, both figures that rank among the NFL's top defensive marks.

DECEMBER/JANUARY OPPONENT PASSING (Best Defensive Marks Since 2008)

PASSER RATING	INTERCEPTIONS
1. Pittsburgh. 66.4	1. Green Bay. 26
2. Baltimore. 66.8	2. Baltimore 25
3. Green Bay 68.0	3. Arizona 19

AN OFFENSIVE DEFENSE

Dating back to 1996, the Ravens have posted 46 defensive touchdowns, scoring a "D-TD" in each season of existence – including 3 in 2010. Baltimore boasts a 37-7 record when tallying a D-TD. Since 2003, the Ravens have totaled the most D-TDs (33, tied with GB) in the NFL. In those games, Baltimore is 26-5.

NFL DEFENSIVE TOUCHDOWNS (Since 2003)

Rk.	Team	D-TDs
1.	Baltimore Ravens	33
	Green Bay Packers	33
3.	Minnesota Vikings	27

2010 D-TDs: Ray Lewis 24-yd INT at Carolina.; Dawan Landry 23-yd INT (lateral from Ed Reed) at Carolina; Josh Wilson 12-yd INT at Houston

SHUTOUT CITY

Since 2000, Baltimore's "D" has registered the most shutouts in the NFL, blanking opponents nine times. The Ravens' last shutout came on Nov. 16, 2009 in a 16-0 win at Cleveland on Monday Night Football. Baltimore held the Browns to 160 total yards that night.

NFL SHUTOUT LEADERS (Since 2000)

Rk.	Team	Shutouts
1.	Baltimore Ravens	9
2.	NE/Sea./TB	7

LIMITING THE 100s

Dating back to the 1999 season, the Ravens have allowed the second-fewest 100-yard rushers (24) in the NFL. (Pittsburgh ranks first with 21.) The top teams stack up as follows:

100-YARD RUSHERS ALLOWED (Since 1999)

Rk.	Team	100-Yard Rushers
1.	Pittsburgh Steelers	21
2.	Baltimore Ravens	24
3.	San Diego Chargers	33

Rush "D" Quick Hits:

- Baltimore has allowed only six 100-yard RBs in its last 67 games & eight in the past 84 games (last was Houston's Arian Foster, 100, on 12/13/10). From 12/17/06 to 10/4/09, the Ravens produced a 39-game streak without permitting a 100-yard rusher.



RAVENS OFFENSIVE NOTES

TDS DIFFERENTIAL

The Ravens produced a +13 touchdown differential in 2010, ranking as the NFL's fourth-best mark. Baltimore's 87-total point differential ranked sixth in the league.

TOUCHDOWNS DIFFERENTIAL (2010 Season)

Rk.	Team	---Touchdowns---		Differential
		Own	Opponent	
1.	New England	65	36	+29
2.	Green Bay	46	24	+22
3.	Pittsburgh	41	22	+19
4.	Baltimore	40	27	+13

SUSTAINING MOMENTUM

The Ravens produced the NFL's fourth-most scoring drives of 90-99 yards in 2010 (5, tied with Indy). Baltimore has also totaled 27 drives of 10-or-more plays to produce 10 TDs.

90-99-YARD SCORING DRIVES (2010 Season)

Rk.	Team	90-99-Yard Scoring Drives
1.	Houston	10
2.	New Orleans Tampa Bay	6
4.	Baltimore Indianapolis	5

THIRD-AND-LONG

The Ravens' offense was the NFL's third-ranked unit on third-and-long situations (more than 6 yards) in 2010, producing a 33.7 success rate (34 of 101 converted attempts).

THIRD-AND-LONG CONVERSIONS (2010 Season)

Rk.	Team	Att.	Conv.	Pct.
1.	San Diego Chargers	106	39	36.8
2.	New Orleans Saints	98	35	35.7
3.	Baltimore Ravens	101	34	33.7

PROTECT THE PIGSKIN

During the John Harbaugh Era, the Ravens have surrendered the NFL's third-fewest turnovers (63, tied with Atlanta). Baltimore's 35 INTs thrown the past three seasons are the NFL's fourth fewest.

NFL'S FEWEST TURNOVERS (Since 2008)

Rk.	Team	TO	INTs	Fumbles
1.	New England Patriots	53	29	24
2.	Green Bay Packers	59	34	25
3.	Baltimore Ravens Atlanta Falcons	63	35	28

DUAL 60s

In 2010's Week 13 vs. Pittsburgh, the Ravens posted dual 60-plus-yard receptions in a game for the first time in team history. QB Joe Flacco hit WR Anquan Boldin for a 61-yarder and then connected with WR Donte' Stallworth for a 67-yarder.

BIG-PLAY TD PASSES

During the 2010 season, the Ravens produced 11 passing TDs of at least 20 yards, tied (Pittsburgh) for third most in the NFL.

20-YARD-PLUS TOUCHDOWN PASSES (2010 Season)

Rk.	Team	Big Pass TDs	Big Passes
1.	NY Giants	14	57
2.	San Diego	12	66
3.	Baltimore Pittsburgh	11	40

Passing Quick Hit:

• Joe Flacco threw 27 completions of at least 25 yards this season, ranking second most in Ravens history (Vinny Testaverde had 36 in 1996). Flacco had 6 TD passes of at least 30 yards in 2010.

RUN DOWN THE STRETCH

When the winter elements become a factor down the stretch of the season, Baltimore's running game has a history of heating up. Under John Harbaugh (since 2008), the Ravens have averaged 152.6 rushing yards per game in the combined months of December and January, third most in the NFL and second among AFC teams.

RUSHING YARDS PER GAME / DECEMBER & JANUARY (Since 2008)

Rk.	Team	Att.	Yds.	TD	YPG
1.	Carolina Panthers	468	2,401	19	171.5
2.	New York Jets	469	2,146	17	153.3
3.	Baltimore Ravens	453	2,137	18	152.6

Rushing Quick Hit:

• Over the final three games of the 2010 season, Baltimore rushed for 155.7 yards per contest, ranking seventh most in the NFL.

RUSH HOUR

In 2010's Week 5 win over Denver, Baltimore's offense piled up 4 rushing TDs and 233 rushing yards. The Ravens are now 10-0 when rushing for at least 3 TDs in their history. Additionally, the Ravens' 4 ground scores are the second most in team history (5 vs. Detroit last season on Dec. 13).

RAVENS RUSHING TOUCHDOWNS (Single-Game History)

Date/Game	Rush TDs	Result
12/13/09 vs. Det.	5	W, 48-3
10/10/10 vs. Den.	4	W, 31-17
Eight times	3	Record is 8-0

Rushing Quick Hits:

• The Ravens' 233 rushing yards in Week 5 vs. Denver rank as the 10th most in franchise history. Baltimore also totaled 208 ground yards in Week 15 vs. NO and is 18-1-1 all time when rushing for at least 200 in a game (2-0 in 2010). The Ravens' 17 rushing first downs against Denver in Week 5 set a franchise record (breaking the 15 on 11/19/00 vs. Dallas).

OPPONENT PENALTIES

In 2010, Ravens foes were called for the NFL's fourth-most penalties (132, tied with Houston), with 117 (second most tied with Oakland) being accepted. Those penalties produced 984 yards.



RAVENS TEAM RECORDS / TRENDS

RAVENS TRENDS

Team	Since 2000	2010	Offense	Since 2000	2010
Record	104-72	12-4	Scoring 20 or more points	77-21	8-2
vs. AFC North (since 2002)	29-25	4-2	Scoring 30 or more points	36-3	5-0
vs. AFC	78-55	9-3	Having 20 or more first downs	41-26	6-2
vs. NFC	26-17	3-1	Totaling 350 or more net yards	42-19	6-1
Home	65-23	7-1	At least 35 minutes time of possession	29-3	3-1
Away	39-49	5-3	Rushing for 150 or more yards	37-9	3-0
On grass	48-39	4-0	When not throwing an INT	60-11	7-2
Artificial turf	56-33	8-4	With a 100-yard rusher	37-15	2-0
Outdoors	102-65	11-3	Without a 100-yard rusher	67-57	10-4
Indoors	2-7	1-1	With a 100-yard receiver	20-12	2-2
September	22-13	2-1	Without a 100-yard receiver	84-60	10-2
October	21-22	3-1	With a 300-yard passer	5-6	1-0
November	30-18	3-1	Without a 300-yard passer	98-66	11-4
December	27-18	3-1			
January	4-1	1-0			
Leading at halftime	83-11	11-2	Defense	Since 2000	2010
Trailing at halftime	15-52	1-2	When scoring a defensive TD	31-5	2-0
Tied at halftime	6-9	0-0	When returning an INT for a TD	26-2	2-0
Tied after 3 quarters	2-5	0-0	When returning a fumble for a TD	5-3	0-0
Leading After 3 quarters	89-9	12-2	Recording 3 or more sacks	54-21	2-2
Trailing after 3 quarters	14-57	0-2	Holding opponent under 250 net yards	30-2	2-0
Decided by 7 points or less	41-36	8-4	Holding opponent under 21 points	82-28	9-2
Decided by 3 points or less	20-22	3-2	Holding opponent under 15 points	70-13	7-1
When scoring first	68-20	7-2	Allowing a 100-yard rusher	10-14	3-0
When not scoring first	36-52	5-2	Not allowing a 100-yard rusher	93-59	9-4
Positive or even turnover ratio	91-21	9-2	Allowing a 100-yard receiver	22-21	4-1
Negative turnover ratio	13-52	3-2	Not allowing a 100-yard receiver	83-50	8-3
Winning penalty ratio	46-30	8-2	Allowing a 300-yard passer	13-9	4-1
Losing penalty ratio	50-38	3-1	Not allowing a 300-yard passer	91-63	8-3
Overtime	6-5	2-1			
When returning a KOR for a TD	2-1	1-0			
When returning a PR for a TD	4-2	0-0			

ALL-TIME REGULAR SEASON RECORDS

	Overall Record	Home	Away
Overall	128-111-1	80-39-1	48-72
In M&T Bank Stadium (since 1998)	73-31	73-31	n/a
Coached by Ted Marchibroda	16-31-1	11-12-1	5-19
Coached by Brian Billick	80-64	50-22	30-42
Coached by John Harbaugh	32-16	19-5	13-11
vs. AFC Teams	100-88	63-37	37-51
vs. AFC North (AFC Central)	29-25 (26-28)	18-9 (13-14)	11-16 (13-14)
vs. AFC East	14-16	10-4	4-12
vs. AFC South	9-9	5-4	4-5
vs. AFC West	18-10	13-3	5-7
vs. NFC Teams	33-24-1	22-5-1	11-19
vs. NFC North (NFC Central)	4-4 (3-5)	4-0 (3-1)	0-4 (0-4)
vs. NFC East	10-4-1	5-1-1	5-3
vs. NFC South	6-6	3-3	3-3
vs. NFC West	10-5	7-0	3-5
On Monday Night Football - ABC/ESPN	7-8	3-2	4-6
On NBC/ESPN - Sunday Night	9-11	7-5	2-6
On NFL Network	1-2	0-0	1-2
In Overtime	9-7-1	6-2-1	3-5
Ravens Shutout Wins	10	5	5
In Season Openers	7-8	4-3	3-5
Indoors	3-10	n/a	3-10
Note: Baltimore has played in Houston's Reliant Stadium twice (2-0), Indy's Lucas Oil Field once (0-1) and Dallas' Texas Stadium once (1-0), all games considered "indoors" due to the open roofs. The Ravens also played at Reliant Stadium (12/13/10) when the roof was closed, meaning the game was "indoors."			
In August	0-1	0-1	0-0
In September	30-20	19-5	11-15
In October	24-33	13-13	11-20
In November	35-30-1	20-10-1	15-20
In December	35-25	25-9	10-16
In January	4-2	3-0	1-2



RAVENS PLAYER NOTES - DEFENSE

THE ULTIMATE LB



LB Ray Lewis, who earned his 12th Pro Bowl invite in 2010, led the Ravens this season with 145 tackles (103 solo), also posting 2 sacks, 2 INTs (1 returned for a TD in Week 11's win at Carolina), 3 FRs and 2 FFs. Lewis continued to extend his reign as Baltimore's all-time tackle king (2,491 career stops), and he also has the most FRs (19), second-most INTs (30) and second-most FFs (17) in Ravens team history.

he also has the most FRs (19), second-most INTs (30) and second-most FFs (17) in Ravens team history.

RAVENS CAREER DEFENSIVE RECORDS (All-Time History)

TACKLES

1. Ray Lewis (1996-present) 2,491
2. Kelly Gregg (2001-present) 721
3. Terrell Suggs (2003-present) 590
4. Ed Reed (2002-present) 551
5. Jamie Sharper (1997-2001) 522

INTERCEPTIONS

1. Ed Reed (2002-present) 54
2. Ray Lewis (1996-present) 30
3. Chris McAlister (1999-2008) 26
4. Duane Starks (1998-2001) 20
- Rod Woodson (1998-2001) 20

FUMBLES RECOVERED

1. Ray Lewis (1996-present) 19
2. Terrell Suggs (2003-present) 11
3. Rob Burnett (1996-2001) 8

TACKLE MACHINE

After 15 seasons, LB Ray Lewis is the league's active career tackles leader. Lewis, who has played in 210 games, is one of only two active players to hit the 2,000-tackle milestone. Lewis led the Ravens in tackles (145) this year for the 13th time in his career. He has tallied at least 130 stops 13 times during his Hall of Fame career.

NFL CAREER TACKLE LEADERS (Active Players)

Rk.	Player (Year Entered NFL)	Tackles	Games
1.	Ray Lewis (1996)	2,491	210
2.	London Fletcher (1998)	2,053	208
3.	Keith Brooking (1998)	1,773	193
4.	Lawyer Milloy (1996)	1,672	234
5.	Mike Peterson (1999)	1,577	167

AN ELITE NFL CLUB

Ray Lewis is the only player in NFL history to register at least 35 career sacks and 30 career INTs.

NFL PLAYERS W/ 30+ SACKS & 25+ INTS (NFL History)

Player	Games	Sacks	INTs
Rodney Harrison (1994-2008)	186	30.5	34
Ray Lewis (1996-present)	210	38.5	30
William Thomas (1991-2001)	172	37.0	27

'BACKER THEFTS

LB Ray Lewis is the NFL's active INT leader among linebackers, posting 30 picks during his career, including the game-clinching theft in Week's 4 win at Pittsburgh and his 24-yard "pick-6" in Week 11's win at Carolina. With that theft, he became the seventh LB in NFL history to record 30 INTs in a career.

LINEBACKER INTERCEPTION LEADERS (Active Players)

Rk.	Player (Team)	INTs	Yards	TD
1.	Ray Lewis (Bal.)	30	499	3
2.	Keith Bulluck (NYG)	21	199	1
3.	Mike Peterson (Atl.)	18	268	1
	Takeo Spikes (SF)	18	231	3
	Brian Urlacher (Chi.)	18	271	1

STILL GOING STRONG

After 15 NFL seasons (all with the Ravens), LB Ray Lewis currently stands as the NFL's longest-tenured defensive player still playing with his original team (Lewis was drafted in 1996).

LONGEST-TENURED DEFENSIVE PLAYERS (w/ Original Team)

Rk.	Player	Team	Seasons
1.	Ray Lewis	Ravens	15
2.	Ronde Barber	Buccaneers	14
3.	Shaun Ellis	Jets	11

DURABLE "DOUBLE J"



OLB Jarret Johnson, who has played in 113 consecutive games (the longest in team history), racked up 70 tackles, 6 sacks and 2 INTs in 2009, producing one of the top seasons by a Ravens' LB. "Double J" became only the fourth Raven ever to register at least 70 tackles, 5 sacks and 2 INTs in a season. In 2010, he posted 77 tackles (fourth on the team), 1.5 sacks and 2 FFs.

PLAYERS WITH 70 TACKLES, 5 SACKS & 2 INTS (Ravens Single-Season History)

Player (Year)	Tackles	Sacks	INTs
Jarret Johnson (2009)	70	6.0	2
Terrell Suggs (2008)	102	8.0	2
Ray Lewis (2006)	164	5.0	2
Bart Scott (2006)	135	9.5	2

RAVENS CONSECUTIVE GAMES PLAYED (All-Time Streaks)

Rk.	Player	Games	Years
1.	Jarret Johnson	113	2003-present
2.	Peter Boulware	111	1997-2003
3.	Matt Stover	110	2002-08
4.	Terrell Suggs	105	2003-09

NFL LBs CURRENT CONSECUTIVE GAMES PLAYED

Rk.	Player	Games
1.	London Fletcher	208
2.	Keith Brooking	160
3.	Bradie James	126
4.	Jarret Johnson	113

RAVENS CURRENT CONSECUTIVE GAMES PLAYED

Rk.	Player	Games
1.	Jarret Johnson	113
2.	Derrick Mason	96
3.	Sam Koch	80
4.	Ben Grubbs	64



RAVENS PLAYER NOTES - DEFENSE

A DANGEROUS REED



Seven-time Pro Bowl S Ed Reed produced an NFL-best 8 INTs and 183 INT return yards in just 10 games in 2010. He owns 54 career picks – the most in Ravens history and the NFL since he entered the league in 2002. Among active players, Reed’s career INTs rank second, while his 1,438 INT return yards stand first (and also rank second in NFL history).

NFL CAREER INTERCEPTION LEADERS (Active Players)

Rk.	Player (Team)	G	INT	Yds	Avg.	Lg	TD
1.	Darren Sharper (NO)	205	63	1,412	22.4	99t	11
2.	Ed Reed (Bal.)	128	54	1,438	26.6	107t	6
3.	Champ Bailey (Den.)	181	48	446	9.3	70t	4
4.	Charles Woodson (GB)	184	47	833	17.7	62t	10
5.	Asante Samuel (Phi.)	117	42	564	13.4	55t	4

Reed Quick Hits: Of his 54 INTs...

- 32 have come in the second half (most in the NFL since '02) and 21 in the fourth quarter (most in the NFL since '02).
- When Reed records an INT, the Ravens own a 33-10 record. When he makes 2 INTs in a game, Baltimore is 11-0 (12-0 including playoffs).
- Reed has 21 INTs in December/January combined, which rank as the most in the NFL since he entered the league in 2002.

NFL PLAYMAKER

S Ed Reed’s 54 career INTs rank first among all NFL players since he entered the league in 2002, as do his 1,438 INT return yards. Additionally, his 26.6-yard return average ranks first in NFL history (among players with at least 30 INTs).

NFL INTERCEPTIONS (Since 2002)

Rk.	Name	INTs	Yards
1.	Ed Reed	54	1,438
2.	Darren Sharper	43	1,143
3.	Asante Samuel	42	565

INT RETURN AVERAGE (NFL History)

Rk.	Name	Avg.	INTs	Yards
1.	Ed Reed	26.6	54	1,438
2.	Deion Sanders	25.1	53	1,331
3.	Glen Edwards	24.6	39	961

GOING THE DISTANCE

In 2008, S Ed Reed posted an NFL-record 107-yard return TD against the Eagles (11/23). The 107 broke the previous long of 106, which Reed set on 11/7/04 vs. Cleveland.

LONGEST INTERCEPTION RETURNS (NFL History)

Rk.	Player	Yards	Date/Game
1.	Ed Reed	107t	11/23/08 vs. Phi.
2.	Ed Reed	106t	11/7/04 vs. Cle.
3.	Vencie Glenn Louis Oliver	103t 103t	11/29/87 vs. Den. 10/4/92 at Buf.

REED'S CAREER INTs BREAKDOWN

Sept.	11-265, 2 TDs
Oct.	8-240, 1 TD
Nov.	14-533, 3 TDs
Dec./Jan.	21-400
Playoffs	7-162, 1 TD

REED'S 13 TDs

S Ed Reed has scored 13 TDs in his career (including playoffs). Amazingly, Reed is the only player in NFL history to score return TDs off a punt return, blocked punt, INT and fumble recovery.

ED REED'S CAREER TOUCHDOWNS

Date/Game	Result	Touchdown
10/11/09 vs. Cin.	L	52-yard INT return
1/4/09 at Mia. (WC)	W	64-yard INT return
12/7/08 vs. Was.	W	22-yard FR return
11/23/08 vs. Phi.	W	107-yard INT return*
9/21/08 vs. Cle.	W	32-yard INT return
9/10/07 at Cin.	L	63-yard punt return
11/5/06 vs. Cin.	W	25-yard INT return
11/7/04 vs. Cle.	W	106-yard INT return
10/10/04 at Was.	W	22-yard FR return
11/23/03 vs. Sea.	W	16-yard punt block return
10/12/03 at Ari.	W	22-yard punt block return
9/14/03 vs. Cle.	W	54-yard INT return
11/24/02 vs. Ten.	W	11-yard punt block return

* NFL Record

"D" SCORING THREATS

S Ed Reed has posted 8 regular season defensive touchdowns during his career. Reed’s 8 “D-TDs” are the most in Ravens franchise history, while his 6 INT-TDs also rank first.

RAVENS ALL-TIME DEFENSIVE TOUCHDOWNS (Career leaders)

Rk.	Player	INTs	FRs	Total
1.	Ed Reed	6	2	8
2.	Chris McAlister	5	1	6
3.	Rod Woodson	5	0	5
	Adalius Thomas	2	3	5

A BIG RETURN

S Ed Reed averages 26.6 yards per return on his 54 career INTs (1,438 yards) and joins Pro Football Hall of Famer Rod Woodson (71 INTs, 20.9 return avg.), Deion Sanders (53 INTs, 25.1 return avg.) and Darren Sharper (63 INTs, 22.4 return avg.) as the only players in history with 50 INTs to average at least 20.0 yards per INT return.

CAREER INTERCEPTION YARDS LEADERS (NFL History)

Rk.	Player	G	INT	Yds	Avg.	Lg	TD
1.	Rod Woodson	238	71	1,483	20.9	98t	12
2.	Ed Reed	128	54	1,438	26.6	107t	6
3.	Darren Sharper	205	63	1,412	22.4	99t	11
4.	Deion Sanders	188	53	1,331	25.1	93t	9
5.	Emlen Tunnell	167	79	1,282	16.2	55t	4

11 DUAL-INT GAMES

S Ed Reed, who posted 3 dual-INT games in 2010 (10/24 vs. Buffalo, 12/26 at Cleveland and 1/2 vs. Cincinnati), owns the most such games among active NFL players. Reed (11) is ahead of New Orleans S Darren Sharper (eight), who stands second on the list. Including playoffs, Reed has 12 dual-INT games during his career, and the Ravens own a 12-0 record in those contests.



RAVENS PLAYER NOTES - DEFENSE

SUGGS SIZZLES



Four-time Pro Bowler Terrell Suggs, who was named the AFC's Defensive Player of the Month for November in 2010, is the Ravens' No. 2 career sacks leader (68.5) and all-time sack yardage king (519). He tallied 11 sacks (tied for 10th most in the NFL) for -73 yards in 2010. Suggs is also the Ravens' all-time leader in FFs (22) and ranks second in FRs (11).

RAVENS ALL-TIME SACKS (Career Leaders)

Rk.	Player (Years)	Sacks
1.	Peter Boulware (1997-2005)	70.0
2.	Terrell Suggs (2003-present)	68.5
3.	Michael McCrary (1997-2002)	51.0
4.	Ray Lewis (1996-present)	38.5
	Adalius Thomas (2000-2006)	38.5

RAVENS ALL-TIME SACK YARDAGE (Career Leaders)

Rk.	Player (Years)	Yards
1.	Terrell Suggs (2003-present)	519
2.	Peter Boulware (1997-2005)	428
3.	Michael McCrary (1997-2002)	350
4.	Ray Lewis (1996-present)	250
5.	Adalius Thomas (2000-2006)	242

HOT OFF THE EDGE

Since entering the NFL in 2003, LB Terrell Suggs' 68.5 sacks rank eighth among active players, while his 519 yards lost tie (Dallas' DeMarcus Ware) for fourth. Suggs registered 11 sacks in 2010.

NFL SACKS LEADERS (Since 2003)

Rk.	Player (Team)	Sacks	Yards
1.	Jared Allen	83.0	523
2.	Dwight Freeney	81.0	579.5
3.	DeMarcus Ware	80.0	519
4.	Julius Peppers	77.0	472
5.	John Abraham	75.0	490.5
6.	Jason Taylor	74.5	441
7.	Robert Mathis	74.0	531.5
8.	Terrell Suggs	68.5	519
9.	Joey Porter	66.5	423

Suggs Quick Hits:

- Suggs 7.5 sacks over the last nine games of the 2010 season (since Nov. 7) tied several players for fourth most in the NFL.
- The Ravens are 43-16 all time when Suggs records a sack.
- Baltimore is 10-1 when he tallies 2 or more sacks during his career.
- In Week 14 at Houston, Suggs reached double-digit sacks in a season for the third time in his career (2010, 2004, 2003). He had 11 in 2010.

RAVENS FORCED FUMBLES (Career Leaders)

1. Terrell Suggs 22
2. Ray Lewis 17
3. Adalius Thomas 15

RAVENS FUMBLE RECOVERIES (Career Leaders)

1. Ray Lewis 19
2. Terrell Suggs 11
3. Rob Burnett 8

DOMINANT DT FORCE



One of the NFL's most disruptive forces, DT Haloti Ngata was named to his second Pro Bowl (as a starter) in 2010. Perhaps the NFL's most athletic DT, Ngata stops the run (213 career tackles, including 11 in Week 4's win at Pittsburgh), rushes the passer (12 career sacks) and even drops into coverage (3 career INTs). He has also seen time as a FB in Ravens goal-line situations.

Baltimore has a history of strong run defense, and with Ngata's help the past several seasons, has upheld its stout legacy on the ground.

RAVENS RUSHING DEFENSE FINAL RANKINGS (Past Seven Seasons)

Year	Yards Per Game Allowed		Avg. Per Play Allowed	
	Total	Rank	Total	Rank
2010	93.9	5th	3.9	8th
2009	93.3	5th	3.4	1st
2008	81.4	3rd	3.6	5th
2007	79.3	2nd	2.8	1st
2006	75.9	2nd	3.3	2nd
2005	99.4	9th	3.7	8th
2004	105.8	8th(t)	3.6	2nd

"NGATA" ON US

Dating back to 2006, when DT Haloti Ngata entered the NFL, the Ravens have allowed a league-low 31 rushing TDs and the NFL's third-fewest rushing yards per game (84.7 ypg).

RUSHING TOUCHDOWNS (Fewest Allowed Since 2006)

1. Baltimore 31
2. Pittsburgh 34
3. Minnesota 41

RUSHING YARDS PER GAME (Fewest Allowed Since 2006)

1. Minnesota 80.4
2. Pittsburgh 82.2
3. Baltimore 84.7

CORRALLING THE QB

In 2010, DT Haloti Ngata tied (Mike Wright) for third in the AFC among interior linemen with 5.5 sacks. His 43 yards lost on those QB drops ranked first among AFC DTs. Ngata also registered 5.5 TFL, ranking second most in the AFC by an interior lineman.

SACKS BY AFC DTs (2010 Season)

1. Tommy Kelly 7.0
2. Antonio Garay 6.0
3. Haloti Ngata 5.5
- Mike Wright 5.5
5. Lamarr Houston 5.0

SACK YARDS BY AFC DTs (2010 Season)

1. Haloti Ngata 43
2. Antonio Garay 41
3. Tommy Kelly 36.5
- Mike Wright 36.5
5. Eric Foster 30.5

Ngata INT Quick Hit:

- Since Ngata entered the NFL in 2006, he has posted 3 INTs, which rank as the most among all DTs in the league.

NOTE THE NGATA QUOTE

Colts C Jeff Saturday on ranking Ngata the NFL's best D-tackle: "This is the guy that I wouldn't want to be facing if the game is on the line. I think Haloti could play free safety; he's got that kind of athletic ability. And when he lines up, he'll play off the ball somewhat and in a flex position. He will bring all 340 pounds to you. He's an absolute monster."



RAVENS PLAYER NOTES - OFFENSE

THE FRANCHISE LEADER



In his third NFL season, QB Joe Flacco became the franchise's all-time leading passer, also setting career highs with 3,622 passing yards and 25 TDs in 2010. Flacco surpassed the 10,000-yard career milestone and produced back-to-back 3,000-yard seasons, which is a Ravens' franchise first.

RAVENS ALL-TIME PASSING LEADERS (Franchise History)

Rk.	Player	G	Att	Cmp	Pct	Yards	TD	INT	Rate
1.	Joe Flacco	48	1,416	878	62.0	10,206	60	34	87.9
2.	Kyle Boller	53	1,311	746	56.9	7,846	45	44	71.9
3.	V. Testaverde	29	1,019	596	58.5	7,148	51	34	82.8
4.	S. McNair	22	673	428	63.6	4,163	18	16	79.9
5.	Tony Banks	24	594	319	53.7	3,714	25	16	75.7

FLACCO IN TOP TIER

QB Joe Flacco produced the best season of his career in 2010, passing for a career-high 3,622 yards and 25 TDs. Over the final 14 games, he was the NFL's No. 2-rated passer (103.4), throwing 24 TDs and just 5 INTs (Ravens were 11-3 in those contests). Flacco's 93.6 overall rating in 2010 ranked seventh in the league.

NFL'S BEST PASSER RATINGS (Since Week 3 / Final 14 Games)

Rk.	Player	Rec.	Att.	Cmp.	Pct.	Yards	TD	INT	Rate
1.	Tom Brady	13-1	421	279	66.3	3,394	31	2	113.5
2.	Joe Flacco	11-3	412	269	65.3	3,220	24	5	103.4
3.	Aaron Rodgers	8-5	415	274	66.0	3,479	24	9	102.3

Flacco Quick Hit:

- Flacco owns a franchise-record 19 100-plus single-game passer ratings.

STRINGING TOGETHER

In 2010, QB Joe Flacco completed 137 consecutive passes without throwing an INT from Oct. 10-Nov. 11, the third-longest streak in team history. He now owns the third-, fourth- and fifth-best marks.

CONSECUTIVE PASSES WITHOUT AN INTERCEPTION (Ravens Franchise History)

Quarterback	Passes	Year(s)
Eric Zeier	175	1997-98
Steve McNair	162	2006
Joe Flacco	137	2010
Joe Flacco	124	2008
Joe Flacco	123	2010

JOE RED HOT AT HOME

Dating back to 2009, the Ravens have won 10 of 11 home games, and in those contests, QB Joe Flacco has posted a 108.6 QB rating (the NFL's fourth-best home mark since 11/29/09). In 2010, he had a 104.4 rating at home (13 TDs and 2 INTs), the NFL's fourth best.

NFL HOME RECORDS & PASSER RATINGS (Since Nov. 29, 2009)

Rk.	Player	Rec.	Att.	Cmp.	Pct.	Yards	TD	INT	Rate
1.	Tom Brady	10-0	285	196	68.8	2,375	23	3	116.6
2.	Philip Rivers	9-2	328	227	69.2	2,952	24	9	110.2
3.	Aaron Rodgers	9-1	305	200	65.6	2,764	23	8	108.7
4.	Joe Flacco	9-1	305	195	63.9	2,579	19	2	108.6

SUCCESS EARLY ON

Including postseason, Joe Flacco has produced 36 career victories (32 in the regular season). Tied with Dan Marino, he owns the most total wins by a starting QB in his first three seasons in NFL history.

MOST TOTAL WINS AS STARTING QB / FIRST THREE SEASONS (Since 1970 / Including Playoffs)

Quarterback	Wins	Starting Season
Joe Flacco	36	2008
Dan Marino	36	1983
Ben Roethlisberger	34	2004
Matt Ryan	33	2008

Quick Hits:

- Flacco has four career playoff victories (4-3 record), while Ryan, who was also selected in the first round of 2008's draft, is 0-2 in the postseason.

THREE STRAIGHT FOR JOE

Starting in their rookie year, only three QBs in NFL history have started a playoff game in each of their first three seasons. QB Joe Flacco is one of those players, joining Cleveland's Bernie Kosar (1985-87) and Miami's Dan Marino (1983-85) in the elite postseason group. Flacco owns a 4-2 playoff record.

JOE COOL

In 2010, QB Joe Flacco passed for a career-high 3,622 yards and 25 TDs. In Week 14 at Houston, he eclipsed the 3,000-yard and 20-TD milestone, becoming the first Ravens QB to produce back-to-back 3,000 campaigns and just the second ever in Baltimore football history (Colts' Bert Jones, 1980-81). (Not even Johnny Unitas accomplished the impressive feat.)

SINGLE-SEASON PASSING YARDS (Ravens History)

Rk.	Player (Year)	Cmp-Att	Pct.	Yards	TD	INT	Rate
1.	V. Testaverde ('96)	325-549	59.2	4,177	33	19	88.7
2.	Joe Flacco ('10)	306-489	62.6	3,622	25	10	93.6
3.	Joe Flacco ('09)	315-499	63.1	3,613	21	12	88.9

FLACCO FAST FACTS

MOST WINS BY STARTING QBs (Since 2008 / Including Playoffs)

Rk.	Player	Record
1.	Peyton Manning	38-15
2.	Joe Flacco	36-19
3.	Drew Brees	35-16
	Ben Roethlisberger	35-14

- In the Ravens' last 30 regular season wins (dating back to 2008), Flacco has 43 TD passes and 8 INTs for a 102.4 QB rating on 528-of-821 passing (64.3%).

- Baltimore is 22-3 when Flacco produces at least a 95 rating (and 12-1 when he's at 110.0 or better).

- Flacco posted a 129.6 passer rating in Week 9 vs. Miami, falling short of his personal-best 135.6 against Chicago last season (12/20). In Week 3 vs. Cleveland this season, Flacco posted a 128.7 QB rating, now the third-best mark of his career.

- Flacco's 14 straight pass completions in the 2009 Week 8 win over Denver set a franchise record, breaking the previous streak of 12, which he also set (10/5/08 at Indianapolis).

- The Ravens are 14-4 when WR Derrick Mason and Flacco connect for a TD pass.



RAVENS PLAYER NOTES - OFFENSE

ALL-PURPOSE BACK



In 2010, RB Ray Rice led the team with 1,220 rushing yards and was second with 63 receptions (for 556 yards). He produced the NFL's third-most yards from scrimmage (1,776), while his 370 total touches ranked third. Rice was the only player with at least 250 total touches who did not fumble in 2010.

NFL NET YARDS FROM SCRIMMAGE (2010 Season)

Rk. Player	Total Yards	---Rush--- Att-Yds TD	---Pass--- Rec-Yds TD
1. Arian Foster	2,220	327-1,616 16	66-604 2
2. Jamaal Charles	1,935	230-1,467 5	45-468 3
3. Ray Rice	1,776	307-1,220 5	63-556 1

RICE RACKS 'EM UP

Since 2009, RB Ray Rice's 119.3 scrimmage yards per game rank second in the NFL. Over the past two seasons, he has totaled 3,817 total yards from scrimmage (2,559 rushing and 1,258 receiving).

NFL NET YARDS FROM SCRIMMAGE PER GAME (Since 2009)

Rk. Player	Yards/ Game	---Rush--- Att-Yds TD	---Pass--- Rec-Yds TD
1. Chris Johnson	128.7	674-3,370 25	94-748 3
2. Ray Rice	119.3	561-2,559 12	141-1,258 2
3. Arian Foster	116.3	381-1,873 19	74-697 2

RB RECEIVING RECORDS

Ray Rice is the Ravens' all-time receiving leader by a RB (174 for 1,531) and owns 10 of the top 15 receiving days by a back in team history.

RECEIVING YARDS BY A RUNNING BACK (Ravens Single-Game History)

Rk. Player	Game/Date	Yards	Rec.	Avg.
1. Ray Rice	10/18/09 at Min.	117	10	11.7
2. Jamal Lewis	12/08/02 vs. NO	108	4	27.0
3. Priest Holmes	10/11/98 vs. Ten.	98	13	7.5
4. Ray Rice	11/7/10 vs. Mia.	97	7	13.9
5. Earnest Byner	10/27/96 vs. STL	96	6	16.0
6. Ray Rice	11/8/09 at Cin.	87	8	10.9
7. Ray Rice	12/19/10 vs. NO	80	5	16.0
8. Ray Rice	10/11/09 vs. Cin.	74	7	10.6
9. Bam Morris	11/10/96 at Jax.	73	3	24.3
10. Jamal Lewis	11/5/00 at Cin.	70	3	23.3
11. Ray Rice	11/29/09 vs. Pit.	67	5	13.4
12. Ray Rice	12/13/10 at Hou.	66	8	8.3
13. Ray Rice	11/21/10 at Car.	66	6	11.0
14. Ray Rice	10/12/08 at Ind.	64	7	9.1
Ray Rice	11/22/09 vs. Ind.	64	7	9.1

RAVENS NET YARDS FROM SCRIMMAGE (Single-Season Records)

Rk. Player (Year)	Total Yards	---Rush--- Att-Yds TD	---Pass--- Rec-Yds TD
1. Jamal Lewis (2003)	2,271	387-2,066 14	26-205 0
2. Ray Rice (2009)	2,041	254-1,339 7	78-702 1
3. Ray Rice (2010)	1,776	307-1,220 5	63-556 1
4. Jamal Lewis (2002)	1,769	308-1,327 6	47-442 1

RICE'S 23 100s

In 2010, RB Ray Rice compiled nine games with 100-or-more total yards from scrimmage, including Week 15's 233-yard output against the Saints. In his career, Rice has totaled 23 games with at least 100 yards from scrimmage.

RAY RICE'S 100-YARD SCRIMMAGE GAMES (Career / Since 2008)

Rk. Date/Opp.	Total Yards	---Rush--- Att-Yds TD	---Pass--- Rec-Yds TD
1. 12/19/10 vs. NO	233	31-153 1	5-80 1
2. 12/13/09 vs. Det.	219	13-166 1	4-53 0
3. 10/18/09 at Min.	194	10-77 2	10-117 0
4. 11/07/10 vs. Mia.	180	22-83 0	7-97 0
5. 11/02/08 at Cle.	176	21-154 0	3-22 0
6. 10/10/10 vs. Den.	159	27-133 2	4-26 0
7. 11/29/09 vs. Pit.	155	19-88 0	5-67 0
12/27/09 at Pit.	155	30-141 0	1-14 0
9. 10/04/09 at NE	152	11-103 0	5-49 0
10. 10/11/09 vs. Cin.	143	14-69 0	7-74 1
11. 11/22/09 vs. Ind.	135	20-71 0	7-64 0
11/08/09 at Cin.	135	12-48 1	8-87 0
13. 11/21/10 at Car.	131	19-65 1	6-66 0
14. 11/28/10 vs. TB	129	19-82 0	7-47 0
15. 10/17/10 at NE	126	28-88 0	8-38 0
16. 12/13/10 at Hou.	120	19-54 0	8-66 0
09/13/09 vs. KC	120	19-108 0	2-12 0
18. 09/19/10 at Cin.	117	16-87 0	4-30 0
19. 11/01/09 vs. Den.	108	23-84 1	5-24 0
20. 11/16/09 at Cle.	104	20-89 1	3-15 0
12/20/09 vs. Chi.	104	16-87 0	5-17 0
22. 11/11/10 at Atl.	102	12-59 0	3-43 0
23. 10/26/08 vs. Oak.	101	8-64 0	3-37 0

RICE RANKS SECOND

In Week 15 vs. New Orleans, RB Ray Rice moved into second on Baltimore's all-time rushing list (now has 3,013 yards). Posting a season-high 153 yards, he tallied the seventh 100-yard game of his career.

NFL'S 1,000/700 CLUB

RB Ray Rice is one of eight players in NFL history to produce 1,000 rushing yards and 700 receiving yards in a season (doing so in 2009). The rare feat has been done 11 times, four by Marshall Faulk.

PLAYERS WITH 1,000 RUSHING & 700 RECEIVING YARDS (Single-Season NFL History)

Player (Year)	Rushing Yards	Receiving Yards
Marcus Allen (1984)	1,168	758
William Andrews (1981)	1,301	735
Roger Craig (1985)	1,050	1,016
Marshall Faulk (2001)	1,382	765
Marshall Faulk (2000)	1,359	830
Marshall Faulk (1999)	1,381	1,048
Marshall Faulk (1998)	1,319	908
Steven Jackson (2006)	1,528	806
Ray Rice (2009)	1,339	702
LaDainian Tomlinson (2003)	1,645	725
Brian Westbrook (2007)	1,333	771


Receiving Quick Hit:

• Ray Rice led all NFL RBs in receptions (78) and receiving yards (702) in 2009, also setting the Ravens' single-season records.



RAVENS PLAYER NOTES - OFFENSE

MR. CONSISTENCY



WR Derrick Mason ranks 12th on the NFL's all-time receptions list (924). Since earning his first Pro Bowl in 2000, Mason has tallied the league's third-most catches (877) and produced the third-most receiving yards (11,283) among all active players. In Week 17 vs. Cincinnati, he became the third player in NFL history to record at least 60 catches in 11 consecutive seasons, joining Hall of Famer Jerry Rice and Falcons TE Tony Gonzalez.

NFL WRs CONSECUTIVE GAMES PLAYED

Rk.	Player	Games
1.	Reggie Wayne	150
2.	Derrick Mason	138
3.	Roddy White	96

NFL RECEPTIONS (Active Players since 2000)

Rk.	Player	Rec.
1.	Tony Gonzalez	901
2.	Hines Ward	878
3.	Derrick Mason	877

NFL PLAYERS / CONSECUTIVE 60+ CATCH SEASONS

Rk.	Player	Seasons
1.	T. Gonzalez (1999-2010)	12
2.	D. Mason (2000-10)	11
3.	Jerry Rice (1986-96)	11

NFL RECEIVING YARDS (Active Players since 2000)

Rk.	Player	Yards
1.	Terrell Owens	12,627
2.	Randy Moss	12,132
3.	Derrick Mason	11,283

CHART WATCH

Mason owns the NFL's 12th-most receptions all time (924). In Week 6 at NE, he posted season highs of 8 catches for 100 yards, registering the 20th 100-yard day of his career and seventh as a Raven.

NFL CAREER RECEPTIONS LEADERS / ALL-TIME LIST

Rk.	Players	GP	Rec.	Yards	Avg.	TDs
1.	Jerry Rice	303	1,549	22,895	14.8	197
2.	Marvin Harrison	190	1,102	14,580	13.2	128
3.	Cris Carter	234	1,101	13,899	12.6	130
4.	Tim Brown	255	1,094	14,934	13.7	100
5.	Terrell Owens	219	1,078	15,934	14.8	153
6.	Tony Gonzalez	222	1,069	12,463	11.7	88
7.	Isaac Bruce	223	1,024	15,208	14.9	91
8.	Randy Moss	202	954	14,858	15.6	153
	Hines Ward	202	954	11,702	12.3	83
10.	Andre Reed	234	951	13,198	13.9	87
11.	Art Monk	224	940	12,721	13.5	68
12.	Derrick Mason	218	924	11,891	12.9	66

Mason Ravens All-Time Leader:

• WR Derrick Mason ranks first in Ravens franchise history with 471 receptions for 5,777 yards. He stands No. 2 in TD catches (29).

MASON STANDS ALONE

16,980

Combined yards Mason has produced during his career (5,086 return, 3 rushing and 11,891 receiving). He is the only player in NFL history to produce at least 5,000 return yards and 11,000 receiving yards.

RAVENS RECEPTIONS (Single-Season Records)

Rk.	Player (Year)	Rec
1.	D. Mason ('07)	103
2.	D. Mason ('05)	86
3.	D. Mason ('08)	80
4.	Ray Rice ('09)	78
5.	M. Jackson ('96)	76

RAVENS RECEIVING YARDS (Single-Season Records)

Rk.	Player (Year)	Rec
1.	M. Jackson ('96)	1,201
2.	Q. Ismail ('99)	1,105
3.	D. Alexander ('96)	1,099
4.	D. Mason ('07)	1,087
5.	D. Mason ('05)	1,073

BOASTING ABOUT BOLDIN



A three-time Pro Bowler, WR Anquan Boldin has totaled 650 career receptions for 8,357 yards and 51 TDs, producing 75.3 receiving yards per game, which ranks as the seventh-best mark in NFL history. In 2010, his first season in Baltimore, Boldin produced team highs in catches (64), receiving yards (837) and TDs (7, tied with Derrick Mason).

RECEIVING YARDS PER GAME (NFL History / Min. 100 Games)

Rk.	Player	GP	Rec.	Yards	TDs	YPG
1.	Andre Johnson	115	673	9,164	50	79.7
2.	Torry Holt	173	920	13,382	74	77.4
3.	Marvin Harrison	190	1,102	14,580	128	76.7
4.	Larry Fitzgerald	108	613	8,204	65	76.0
5.	Jerry Rice	303	1,549	22,895	197	75.6
6.	Lance Alworth	136	542	10,266	85	75.5
7.	Anquan Boldin	111	650	8,357	51	75.3

Boldin Quick Hits:

- Boldin's 3 TDs in Week 3's win over Cleveland tied a career high (9/14/08 vs. Mia.) and tied for the second most in Ravens history.
- With his 118 yards on 5 catches vs. Pittsburgh in Week 13, Boldin now owns 30 career 100-yard receiving games, including three as a Raven. His 30 100s rank seventh most among active players.

HITTING THE TRIFECTA

Baltimore is just the third team in NFL history to have three players with 600-plus receptions on its active roster at the same time. The Ravens are the first team with three wideouts to reach that mark.

Year Team Players w/ 600+ Receptions on Active Roster

2000	Redskins	Larry Centers, Irving Fryar, Andre Reed
2005	Rams	Isaac Bruce, Marshall Faulk, Torry Holt
2010	Ravens	Anquan Boldin, T.J. Houshmandzadeh, Derrick Mason

MASON, BOLDIN & HOUSHMANDZADEH CAREER NUMBERS

Player	Rec.	Yards	TDs
Derrick Mason	924	11,891	66
Anquan Boldin	650	8,357	51
T.J. Houshmandzadeh	616	7,091	43

FASTEST TO 400, 500 & 600

WR Anquan Boldin is the fastest player in NFL history to reach 400, 500 and now 600 catches. In 2010's Week 3 win over Cleveland, he pulled in No. 600 in his 98th career game.

FASTEST TO REACH 600 RECEPTIONS (NFL History)

Player	Team With	No. of Games
Anquan Boldin	Baltimore	98
Marvin Harrison	Indianapolis	102
Andre Johnson	Houston	104
Larry Fitzgerald	Arizona	106
Torry Holt	St. Louis	107

FASTEST TO 400		FASTEST TO 500		FASTEST TO 600	
Player	Gm	Player	Gm	Player	Gm
Anquan Boldin	67	Anquan Boldin	80	Anquan Boldin	98
Kellen Winslow Sr.	72	Larry Fitzgerald	87	Marvin Harrison	102



RAVENS PLAYER NOTES - OFFENSE

TALKIN' ABOUT WILLIS



RB Willis McGahee, who has 2,802 rushing yards as a Raven, ranks third on Baltimore's all-time rushing chart, while his 31 rushing TDs (including 5 in 2010) rank second. Fellow RB Ray Rice stands No. 2 with 3,013 rushing yards in his three-year career.

RAVENS ALL-TIME RUSHING YARDS (Franchise History)

Rk.	Player	Att.	Yards	Avg.	LG	TDs
1.	Jamal Lewis	1,822	7,801	4.3	82t	45
2.	Ray Rice	668	3,013	4.5	60	12
3.	Willis McGahee	673	2,802	4.2	77t	31
4.	Priest Holmes	459	2,102	4.6	72	10
5.	Chester Taylor	373	1,599	4.3	52	4

RED ZONE THREAT

In 2009, RB Willis McGahee scored a team-high 14 TDs (12 rushing and 2 receiving), tying for fourth in the NFL. The Pro Bowl (2007) back tied the Ravens' single-season record, which is also held by Michael Jackson (1996) and Jamal Lewis (2003).

RAVENS TOUCHDOWNS (Single-Season Records)

Rk.	Player	TDs
1.	Willis McGahee (2009)	14
	Jamal Lewis (2003)	14
	Michael Jackson (1996)	14
4.	Le'Ron McClain (2008)	11
5.	Three Players	9

RAVENS TOUCHDOWNS (All-Time)

Rk.	Player	TDs	Rec.	Rus.
1.	Jamal Lewis	47	2	45
2.	Todd Heap	41	41	0
3.	Willis McGahee	35	4	31
4.	Derrick Mason	29	29	0
5.	Jermaine Lewis	22	16	6(ret)

TALLYING THE TDs

RB Willis McGahee has registered 55 career rushing TDs, the third most among active NFL players since the 2004 season. Additionally, his 6,167 rushing yards during this span rank sixth.

NFL RUSHING TOUCHDOWNS / ACTIVE PLAYERS (Since 2004)

Rk.	Player	Att.	Yards	Avg.	LG	TDs
1.	LaDainian Tomlinson	2,075	8,840	4.3	85t	107
2.	Thomas Jones	2,026	8,222	4.1	71t	56
3.	Willis McGahee	1,541	6,167	4.0	77t	55

McGahee Quick Hit:

- With his 32-yard TD reception in Week 9 vs. Miami, McGahee surpassed the 1,000-yard receiving barrier for his career. The score also marked the 58th total TD of his career (54 rushing and 4 receiving).
- Since 2008, McGahee has 9 rushing TDs in the combined months of December/January, tied with several players for third most in the NFL.

THE GAME-WINNER



In Week 4 at Pittsburgh, QB Joe Flacco found WR T.J. Houshmandzadeh for an 18-yard TD with 32 seconds left. The late-game heroics secured a 17-14 victory, the Ravens' first in Pittsburgh since 2006. It also marked head coach John Harbaugh and Flacco's first victory at Heinz Field. Additionally, Housh's catch was the 41st TD of his career and his first in a Ravens' uniform.

TOP OF THE HEAP



Two-time Pro Bowl TE Todd Heap ranks No. 2 on the Ravens' career receptions and receiving yards charts (467-5,492) and is first in receiving TDs (41). In Week 12's win over Tampa Bay, he recorded the longest catch of his career on a 65-yard TD, with the play also marking the Ravens' second-longest from scrimmage this season. Additionally, Heap's catch stands as the longest by a TE in franchise history, breaking Shannon Sharpe's record of 59 on 11/19/00 vs. Dallas.

RAVENS ALL-TIME RECEPTIONS LEADERS (Franchise History)

Rk.	Name	No.	Yds.	Avg.	LG	TDs
1.	Derrick Mason	471	5,777	12.3	79t	29
2.	Todd Heap	467	5,492	11.8	65t	41
3.	Mark Clayton	234	3,116	13.3	87t	12
4.	Travis Taylor	204	2,758	13.5	73t	15
5.	Qadry Ismail	191	2,819	14.8	77t	18

Heap Quick Hits:

- Heap has registered at least 70 receiving yards in a game 16 times during his career (including 2 for 79 yards in Week 12 vs. TB). He has also recorded at least 50 receiving yards in 50 games during his career.
- Dating back to 2002, Heap has the fifth-most catches and receiving yards among NFL TEs (451 for 5,286). His 40 TDs stand fourth.

CAREER RECEPTIONS / TIGHT ENDS (Active Players)

Rk.	Player	Rec.	Yards	TDs	GP	'10 Stats
1.	Tony Gonzalez	1,069	12,463	88	222	70-656-6
2.	Jason Witten	617	6,967	36	127	94-1,002-9
3.	Antonio Gates	529	7,005	69	119	50-782-10
4.	Jeremy Shockey	510	5,688	33	121	41-408-3
5.	Todd Heap	467	5,492	41	133	40-599-5

Quick Hits: Heap's 467 career catches rank 12th all time among TEs, while his 5,492 receiving yards stand 17th. He is one of five active tight ends (above) to post 400 catches and 5,000 yards.

THE HOUSH EFFECT



Since 2005, only five WRs have recorded more receptions than T.J. Houshmandzadeh, who has posted 481 catches. Of those, 302 have earned first downs, good for the NFL's seventh most among WRs. His 5,393 receiving yards during this span rank 15th.

NFL RECEPTIONS (Active WRs since 2005)

Rk.	Player	Rec.
1.	Reggie Wayne	566
2.	Larry Fitzgerald	555
3.	Andre Johnson	528
	Wes Welker	528
5.	Anquan Boldin	493
6.	T.J. Houshmandzadeh	481

RECEIVING FIRST DOWNS (Active WRs since 2005)

Rk.	Player	1st Dns
1.	Reggie Wayne	406
2.	Larry Fitzgerald	382
3.	Chad Ochocinco	352
4.	Andre Johnson	341
5.	Derrick Mason	316
6.	Anquan Boldin	312
7.	T.J. Houshmandzadeh	302

Housh Quick Hit:

- "Housh" reeled in his 600th-career catch in Week 11's 37-13 win at Carolina on a 56-yard TD pass from QB Joe Flacco, becoming the 53rd player in NFL history to reach the milestone.



RAVENS PLAYER NOTES - SPECIAL TEAMS

SOARING WITH SAM



P Sam Koch owns a 43.7 career gross average and 38.1 career net average, both marks that rank first in Ravens history. In 2008, Baltimore's punt coverage unit excelled, helping Koch produce the NFL's No. 5 net average (39.9) and No. 9 gross average (45.0) – both franchise single-season records.

CAREER GROSS PUNTING AVG. (Ravens History)

Rk.	Player	Avg.
1.	Sam Koch	43.7
2.	Dave Zastudil	41.6
3.	Kyle Richardson	41.4

CAREER NET PUNTING AVG. (Ravens History)

Rk.	Player	Avg.
1.	Sam Koch	38.1
2.	Kyle Richardson	35.4
3.	Dave Zastudil	34.8

PINNING 'EM DEEP

In Week 7 vs. Buffalo, P Sam Koch became the Ravens' all-time leader in punts inside the 20 (currently has 149 during his career). In 2010, the five-year veteran posted 39 boots inside the 20, second most in the NFL and tied for sixth best all time.

PUNTS INSIDE THE 20 (Ravens History)

Rk.	Player	In 20
1.	Sam Koch	149
2.	Kyle Richardson	128
3.	Dave Zastudil	89

PUNTS INSIDE THE 20 (2010 NFL Season)

Rk.	Player	In 20
1.	Steve Weatherford (NYJ)	42
2.	Sam Koch (Bal.)	39
3.	Andy Lee (SF)	34

In the 20 Quick Hits:

- In 2010, Koch (39) tied (Kyle Richardson, 1999) for the most single-season punts inside the 20 in Ravens history.
- Opponents called for 22 fair catches on Koch's 81 punts in 2010, tied for fifth most in the NFL.

KOCH AMONG NFL'S BEST

Since entering the NFL in 2006, P Sam Koch's 149 punts inside the 20 rank second in the league to Dustin Colquitt (151).

NFL PUNTS INSIDE THE 20 (Since 2006)

Rk.	Player	In 20
1.	Dustin Colquitt	151
2.	Sam Koch	149
3.	Chris Kluwe	141
	Andy Lee	141
	Brad Maynard	141

CUNDIFF'S GAME-WINNERS

K Billy Cundiff has connected on 6 game-winning FGs during his career, including 2 as a Raven. In 2010's Week 7 win over Buffalo, he hit a 38-yarder in OT to give Baltimore a 37-34 victory.

CUNDIFF'S CAREER GAME-WINNERS

Date	Opp.	Yards	Final Score
10/24/10	vs. Buf.	38	37-34, OT
11/29/09	vs. Pit.	29	20-17, OT
10/11/09*	at Buf.	18	6-3
10/12/03^	vs. Phi.	28	23-21
09/15/03^	at NYG	25	35-32, OT
09/29/02^	at STL	48	13-10

* with Cleveland ^ with Dallas

CUNDIFF'S BLASTS



K Billy Cundiff, named to his first Pro Bowl in 2010, was spectacular with his kickoffs this season. Producing an NFL-best 40 touchbacks on 79 boots, his 50.6% TBs mark also ranked as the league's best, while only 38 of his kicks were returned.

NFL KICKOFF TOUCHBACKS (2010 Season)

Rk.	Player	KO	TB	Pct.	Yds.	Avg.	Ret.
1.	Billy Cundiff	79	40	50.6	5,437	68.8	38
2.	Sebastian Janikowski	92	29	31.5	6,027	65.5	62
3.	David Akers	94	23	24.5	6,174	65.7	69
	Michael Koenen	87	23	26.4	5,912	68.0	64

Touchbacks Quick Hits:

- Cundiff produced a touchback in 15 of 16 games in 2010.
- Cundiff now owns the NFL record for single-season outdoor TBs (34).
- Cundiff tied Mitch Berger's NFL single-season record (from 1998) for TBs kicked from the 30-yard line (since 1994).
- In 2010, Cundiff produced more touchbacks through the opening six games than the 13 the Ravens had in the 2008 (9) and 2009 (4) seasons combined.

RECORD-SETTING SEASON

This season, K Billy Cundiff's 40 touchbacks tied the NFL single-season record for kickoffs from the 30-yard line (NFL moved starting point from the 35 in 1994). Minnesota's Mitch Berger also had 40 in 1998. Cundiff's 50.6% TB rate during the 2010 campaign is the best single-season mark during this time.

SINGLE-SEASON KICKOFF TOUCHBACKS (Since 1994 When NFL Moved KOs Back to 30-Yard Line)

Rk.	Player (Year)	G	KO	TB	Pct.
1.	Billy Cundiff (2010)	16	79	40	50.6
	Mitch Berger (1998)	16	112	40	35.7
3.	Rhys Lloyd (2008)	16	88	30	34.1
4.	David Buehler (2009)	16	76	29	38.2
	John Hall (1997)	16	83	29	34.9
	Craig Hentrich (1998)	16	84	29	34.5
	S. Janikowski (2010)	16	92	29	31.5

A REMARKABLE SEASON

In 2010, K Billy Cundiff compiled one the best seasons by a kicker in NFL history. Not only did his 40 touchbacks lead the league and tie for second most all time (from the 35- and 30-yard line starting points), but he also connected on 89.7% of his field goals and totaled a career-high 117 points. Below are the NFL's single-season touchback leaders and their production as FG kickers as well.

SINGLE-SEASON KICKOFF TOUCHBACKS (NFL History)

Rk.	Player (Year)	KO	TB	Pct.	FGs	Pct.	Total Pts
1.	Jason Hanson (1993)	77	46	59.7	34-43	79.1	130
2.	Billy Cundiff (2010)	79	40	50.6	26-29	89.7	117
	Mitch Berger (1998)	112	40	35.7	-- no FGA --		
4.	Morten Andersen (1991)	79	39	49.4	25-32	78.1	113
5.	Morten Andersen (1992)	81	38	46.9	29-34	85.3	120



PLAYOFF HISTORY / TEAM NOTES

RAVENS PLAYOFF HISTORY

The Ravens are 9-6 in playoff history, 1-2 at home, 7-4 on the road and 1-0 at a neutral site (Super Bowl XXXV).

Date	Game	Results
12/31/00	Wild Card vs. Denver	Ravens, 21-3
01/07/01	Divisional at Tennessee	Ravens, 24-10
01/14/01	AFC Championship at Oakland	Ravens, 16-3
01/28/01	Super Bowl XXXV at NY Giants	Ravens, 34-7
01/13/02	Wild Card at Miami	Ravens, 20-3
01/20/02	Divisional at Pittsburgh	Steelers, 27-10
01/03/04	Wild Card vs. Tennessee	Titans, 20-17
01/13/07	Divisional vs. Indianapolis	Colts, 15-6
01/04/09	Wild Card at Miami	Ravens, 27-9
01/10/09	Divisional at Tennessee	Ravens, 13-10
01/18/09	AFC Championship at Pittsburgh	Steelers, 23-14
01/10/10	Wild Card at New England	Ravens, 33-14
01/16/10	Divisional at Indianapolis	Colts, 20-3
01/09/11	Wild Card at Kansas City	Ravens, 30-7
01/15/11	Divisional at Pittsburgh	Steelers, 31-24

PLAYOFF FAST FACTS

- The Ravens are the only NFL team to win at least one playoff game in each of the past three seasons (2008-10).
- The Ravens' four playoff wins over the past three seasons tie Arizona, the NY Jets and Green Bay for second most in the NFL (Pittsburgh, 5). All four Ravens' victories have come on the road, tying the Jets for the NFL's most.
- Baltimore, Indianapolis and Philadelphia are the only teams to make the playoffs the past three seasons.
- The Ravens have played an NFL-high 11 road playoff games since 2000 (tied with the NY Jets). Baltimore's seven postseason road wins during this span are the most in the league.
- Since 2000, the Ravens' 15 playoff games rank fifth most in the NFL, while Baltimore's nine playoff wins tie Indy for fourth most.
- The Ravens' four playoff losses over the past five seasons have come at the hands of two Super Bowl Champions (2006 Colts – in Divisional Round; 2008 Steelers – in Conference Championship) and two AFC Champions (2010 Steelers in Divisional; 2009 Colts – in Divisional Round).

FOUR OUT OF FIVE

The Ravens are one of five teams to make the playoffs in at least four of the past five seasons. Indianapolis has earned a postseason berth in nine consecutive seasons, while the Ravens, Patriots, Chargers and Eagles have all made the playoffs in four of the past five years.

TEAMS TO MAKE PLAYOFFS FOUR OF PAST FIVE SEASONS

Team	Years
Indianapolis Colts	(2006, 2007, 2008, 2009, 2010)
Baltimore Ravens	(2006, 2008, 2009, 2010)
New England Patriots	(2006, 2007, 2009, 2010)
Philadelphia Eagles	(2006, 2008, 2009, 2010)
San Diego Chargers	(2006, 2007, 2008, 2009)

STRONG PLAYOFF MARK

The Ravens own the fifth-best playoff winning percentage in NFL history (tied with Carolina), compiling a 9-6 mark in seven postseasons.

NFL POSTSEASON WINNING PCT. (Since 1960)

Rk.	Team	Record	Pct.
1.	Green Bay Packers****	26-14	.650
2.	Pittsburgh Steelers*****	33-19	.635
3.	San Francisco 49ers*****	25-16	.610
4.	Washington Redskins***	20-13	.606
5.	Baltimore Ravens*	9-6	.600
	Carolina Panthers	6-4	.600

* Indicates number of Super Bowl titles

ROAD WARRIORS

The Ravens are 7-4 on the road in all-time postseason play, producing the second-best road winning percentage (.636) in playoff history. The Ravens are 4-3 on the road during the John Harbaugh Era.

NFL POSTSEASON WINNING PCT. / ROAD GAMES (Since 1960)

Rk.	Team	Record	Pct.
1.	Carolina Panthers	4-2	.667
2.	Baltimore Ravens	7-4	.636
3.	Green Bay Packers	8-10	.444
4.	New England Patriots	7-9	.438
	Pittsburgh Steelers	7-9	.438

CROSSING ENEMY LINES

In just 11 all-time postseason games on the road, Baltimore has tied for the fourth-most away playoff victories in NFL history. Baltimore produced six playoff road wins this past decade (2000-09), tied with the Cowboys (1970s) for the most in a single decade.

MOST ROAD PLAYOFF WINS / ROAD GAMES (Since 1960)

Team	Games	Wins
Dallas Cowboys	23	9
Green Bay Packers	18	8
Tennessee Titans	21	8
Baltimore Ravens	11	7
New England Patriots	16	7
New York Jets	17	7
Pittsburgh Steelers	16	7
St. Louis Rams	20	7

PLAYOFF PERFORMERS

The Ravens have earned seven postseason appearances – including a franchise-first three straight – in their 15-year history (2010, 2009, 2008, 2006, 2003, 2001, 2000). Baltimore's seven berths since '00 tie for third most in the AFC and fourth most in the NFL.

MOST NFL PLAYOFF APPEARANCES (Since 2000)

AFC	NFC
10 - Indianapolis	9 - Philadelphia
8 - New England	7 - Green Bay
7 - Baltimore	6 - NY Giants
Pittsburgh	Seattle
6 - NY Jets	5 - Tampa Bay
5 - SD/Ten.	4 - Dal., Min., STL



PLAYOFF HISTORY / TEAM NOTES

NABBING THREE STRAIGHT



John Harbaugh is the first head coach in NFL history to win a playoff game in each of his first three seasons. In 2010, Harbaugh became just the fourth head coach since 1990 to earn a playoff berth in his first three years, joining Bill Cowher, Dennis Green and Barry Switzer.

HEAD COACHES TO MAKE PLAYOFFS IN EACH OF FIRST THREE SEASONS SINCE 1990

Coach (Team)	Years	Combined Reg. Season Record	Combined Playoff Rec.
John Harbaugh (Bal.)	2008-10	32-16	4-3
Barry Switzer (Dal.)	1994-96	34-14	5-2
Bill Cowher (Pit.)	1992-94	32-16	1-3
Dennis Green (Min.)	1992-94	30-18	0-3

Ravens Playoffs Quick Hits:

- Led by Harbaugh, the Ravens are the only team to produce at least one playoff victory in each of the past three seasons.
- The Ravens' four playoff wins over the past three seasons tie Arizona, Green Bay and the NY Jets for second most in the NFL.
- In 2010, the Ravens earned the postseason for the third consecutive year, marking a franchise first.
- QB Joe Flacco and Harbaugh, whose NFL head coaching career began in 2008, are the first quarterback-head coach duo to start their NFL careers at the same time and lead a team to the postseason in each of their first three seasons.

PLAYOFF TRENDS

Category	All Time
vs. AFC	8-6
vs. NFC	1-0
Home	1-2
Away	7-4
Leading at Halftime	7-2
Trailing at Halftime	0-4
Tied at Halftime	2-0
Leading After 3 Quarters	7-0
Tied After 3 Quarters	2-1
Trailing After 3 Quarters	0-5
Decided by 7 Points or Less	1-1
Decided By 3 Points or Less	1-1
When Scoring First	5-0
When Not Scoring First	4-6
Positive or Even Turnover Ratio	9-1
Negative Turnover Ratio	0-5
Winning or Even Penalty Ratio	7-2
Losing Penalty Ratio	2-4
With a 100-Yard Rusher	4-0
With a 100-Yard Receiver	1-0
Without a 100-Yard Rusher	5-6
Without a 100-Yard Receiver	8-6
When Allowing a 100-Yard Rusher	0-0
When Not Allowing a 100-Yard Rusher	9-6
When Allowing a 100-Yard Receiver	1-0
When Not Allowing a 100-Yard Receiver	8-6
With a 300-Yard Passer	0-0
Without a 300-Yard Passer	9-6
Allowing a 300-Yard (net) Passer	0-0
Not Allowing a 300-Yard (net) Passer	9-6

STOUT PLAYOFF "D"

In their 15 all-time playoff games, the Ravens have only allowed 165.3 passing yards and 81.9 rushing yards per contest. Baltimore's 247.1 net yards allowed per game since 2000 (minimum five games) rank as the NFL's best mark during this span.

TOP DEFENSIVE POSTSEASON RANKINGS (Min. Five Games / Since 2000)

TOTAL NET YARDS (Fewest Allowed)	PASSING YARDS (Fewest Allowed)	RUSHING YARDS (Fewest Allowed)
1. Baltimore . . . 247.1	1. Baltimore . . . 165.3	1. Tennessee . . . 67.6
2. Tampa Bay . . . 259.6	2. Tampa Bay . . . 169.6	2. Pittsburgh . . . 73.5
3. Tennessee . . . 278.0	3. NY Giants . . . 182.3	3. Baltimore . . . 81.9

STINGY DEFENSE

The Ravens have allowed just 13.5 points per game in postseason play, the NFL's best playoff mark ever. Limiting the Chiefs to only 7 points in the Wild Card win this year, it marked the eighth playoff game Baltimore has allowed 10 or fewer points since 2000. Amazingly, no other team has more than four such games in this span.

NFL POSTSEASON SCORING DEFENSE (Since 1960)

Rk.	Team	G	Pts	Pts/Gm
1.	Baltimore Ravens	15	202	13.5
2.	Washington Redskins	33	530	16.1
3.	New York Giants	30	555	18.5

PLAYOFF PICKS

In 15 playoff games, the Ravens' "D" has forced 29 INTs, including 17 thefts in their last nine postseason contests. Baltimore's 29 INTs rank as the most in NFL postseason play since 2000, while the 551 INT return yards also stand first.

NFL POSTSEASON INTs LEADERS (Since 2000)

Rk.	Team	INTs	Yards	TDs	Games
1.	Baltimore	29	551	4	15
2.	New England	27	429	5	19
3.	Indianapolis	21	289	1	18

INTs Quick Hit:

- The Ravens have posted at least 1 INT in 13 of their 15 playoff games.

NO 100s HERE

Baltimore has never allowed a 100-yard rusher in the playoffs, holding opposing RBs under the century mark in 15 straight contests. That mark ranks as the NFL's third-longest active streak.

GAMES WITHOUT ALLOWING 100-YARD RUSHER (Longest Current Postseason Streaks)

Rk.	Team	Games
1.	Pittsburgh Steelers	17
	Washington Redskins	17
3.	Baltimore Ravens	15

Rush Avg. Quick Hit:

- The Ravens' 3.1 yards per carry allowed average is the best mark in NFL playoff history, as is their 81.9 rushing yards permitted per game.



PLAYOFF HISTORY / PLAYER NOTES

THREE FOR FLACCO



Starting in their rookie year, only three QBs in NFL history have started a playoff game in each of their first three seasons. QB Joe Flacco is one of those players, joining Cleveland's Bernie Kosar (1985-87) and Miami's Dan Marino (1983-85) in the elite post-season group. Flacco owns a 4-3 playoff record.

STARTING QUARTERBACKS TO MAKE PLAYOFFS IN THEIR FIRST THREE SEASONS (Starting in Rookie Season)

Quarterback	Seasons	Regular Season Record	Playoff Record
Joe Flacco	2008-10	32-16	4-3
Bernie Kosar	1985-87	26-14	2-3
Dan Marino	1983-85	33-10	3-3

PLAYOFF SACK ATTACK



LB Terrell Suggs has posted 10 sacks in nine career playoff games, including a team-high 5 during the 2010 playoffs. Dating back to 2008, Suggs' 10 QB drops rank first in NFL postseason play, while his 69 yards lost also stand No. 1.

NFL POSTSEASON SACKS LEADERS (Since 2008)

Rk.	Players	Sacks	Yards
1.	Terrell Suggs	10.0	69.0
2.	LaMarr Woodley	9.0	48.0
3.	James Harrison	5.0	34.0
4.	Clay Matthews	4.5	31.5

Suggs Quick Hit:

- Suggs' 10 career playoff sacks rank first in Ravens franchise history. (Michael McCrary is second with 6.)
- In the 2010 Divisional game at Pittsburgh (1/15/11), Suggs produced a postseason career-high 3 sacks, including 1 FF that was recovered by DE Cory Redding and returned for a touchdown.

A RUSH OF SUCCESS



On the first play from scrimmage in 2009's Wild Card win at New England (1/10/10), RB Ray Rice ran for an 83-yard TD, the second-longest run in NFL postseason history. His jolt was the longest in Ravens playoff history, while he also tallied a Ravens' playoff-record 159 rushing yards and 2 TDs on 22 carries.

LONGEST POSTSEASON RUNS (NFL History)

Rk.	Player	Date/Opp.	Rush Long
1.	Fred Taylor	1/15/00 vs. Mia.	90t
2.	Ray Rice	1/10/10 at NE	83t
3.	Charlie Garner	1/12/02 vs. NYJ	80t

RAVENS MOST RUSHING YARDS (Single-Game Playoff Highs)

Rk.	Player	Date/Opp.	Att.	Yds.	Avg.	TD
1.	Ray Rice	1/10/10 at NE	22	159	7.2	2
2.	Jamal Lewis	12/31/00 vs. Den.	30	110	3.7	2
3.	Terry Allen	1/13/02 at Mia.	25	109	4.4	1

PLAYOFF BALLHAWK



S Ed Reed owns 7 INTs in nine playoff games, including 1 INT in each of the Ravens' 2009 contests (at New England and at Indianapolis). The 7 career INTs tie for most among active NFL players. Reed's INTs have come in nine games, which is 10 fewer played than Asante Samuel, with whom he is tied.

POSTSEASON INTERCEPTION LEADERS (Active Players)

Rk.	Player	INTs	Yards	TDs	Games
1.	Ed Reed	7	162	1	9
	Asante Samuel	7	227	4	19
3.	Antoine Bethea	4	52	0	10
	Brian Dawkins	4	75	0	18

Reed Quick Hit:

- Reed has totaled dual INTs in two playoff games in his career. He picked off Peyton Manning twice in the 2006 Divisional game and Chad Pennington twice in the Wild Card round in 2008.

TOP PLAYOFF PERFORMERS

WR ANQUAN BOLDIN

G	Rec.	Yds	Avg.	LG	TDs	1st	25+
6	20	252	12.6	71t	2	10	3

- In the 2010 Wild Card win at KC (1/9/11), Boldin had 5 catches for 64 yards, also posting a 4-yard TD reception.
- Boldin played in Super Bowl XLIII with the Cardinals, falling 27-23 to the Steelers. He posted 8 catches for 84 yards in the game.
- Boldin scored a 71-yard TD reception on 1/3/09 in the Wild Card matchup vs. Atlanta.

TE TODD HEAP

G	Rec.	Yds	Avg.	LG	TDs	1st	25+
11	32	385	12.0	35t	2	22	2

- Heap recorded a postseason franchise-record 10 catches and 108 receiving yards in 2010's 30-7 Wild Card win at KC (1/9/11).

WR DERRICK MASON

G	Rec.	Yds	Avg.	LG	TDs	1st	25+
17	49	601	12.3	48t	2	33	4

- Mason saw action in his first-career playoff appearance primarily as a kickoff and punt returner, helping the Tennessee Titans to the 1999 AFC Championship and a berth in Super Bowl XXXIV.

LB RAY LEWIS

G	TT	Solo	AS	INT	TD	FF	FR	Sk-Yds	PD
15	165	105	60	2-54	1	6	1	2-17	12

- In 2010's Wild Card win at KC (1/9/10), Lewis tallied 4 stops, 1 sack (-10 yards) and the 6th FF of his playoff career. Lewis is tied with Neil Smith for the most career FFs in NFL postseason history.
- Lewis made 11 tackles (6 solo) and had 4 PD en route to Super Bowl XXXV MVP honors when the Ravens topped the New York Giants, 34-7, on 1/28/01.
- Facing Tennessee in the Divisional round that season, Lewis recorded his sole postseason TD, taking a Steve McNair INT 50 yards for the score in the Ravens' 24-10 victory.
- Lewis had his highest postseason tackle total with 23 stops (13 solo) in the Ravens' Divisional loss to the Colts on 1/13/07. Lewis also notched 4 PD in that contest.



PLAYOFF HISTORY / 2010 GAME NOTES

NOTES AT KC: WILD CARD (1/9/11)

CAREER DAY FOR HEAP

TE Todd Heap registered a Ravens' postseason franchise-record 10 catches and 108 receiving yards. Heap, who produced the fourth 100-yard game of his career (and first since 2005), also became the Ravens' all-time playoff receptions and receiving yards leader.

RAVENS POSTSEASON RECEIVING RECORDS

RECEPTIONS (Playoff Single Game)	RECEIVING YARDS (Playoff Single Game)
1. Todd Heap, 1/9/11 at KC . . . 10	1. Todd Heap, 1/9/11 at KC . . 108
2. Ray Rice, 1/16/10 at Ind. 9	2. S. Sharpe, 1/14/01 at Oak. .96
3. Two Players. 7	3. Travis Taylor, 1/3/04 at Ten. .82

RECEPTIONS (Career Playoffs)	RECEIVING YARDS (Career Playoffs)
1. Todd Heap (2001-10) 32	1. Todd Heap (2001-10) . . . 385
2. Ray Rice (2008-10) 24	2. Shanon Sharpe (2000-01) . .309
3. Derrick Mason (2006-10) . . . 20	3. Derrick Mason (2006-10) . .289

CAREER DAY FOR FLACCO

QB Joe Flacco set Ravens playoff game records with 25 completions, 265 yards passing and 2 TDs (on 34 attempts), also producing a franchise postseason-record 115.4 passer rating. Flacco produced his fourth-career playoff win and tied Dan Marino for the most combined victories (36) by a QB in his first three NFL seasons (Flacco owns a 32-16 regular season record). Flacco now owns four career road playoff victories, which tie for the most by a QB in NFL history:

ROAD PLAYOFF VICTORIES BY QBs / NFL HISTORY

Quarterback	Playoff Road Wins
Joe Flacco	4
Len Dawson	4
Jake Delhomme	4
Mark Sanchez	4
Roger Staubach	4

"O" SET FRANCHISE MARKS

The Ravens set franchise playoff single-game records for the following offensive marks: total net yards (390), first downs (26), passing yards (248).

"D" STEPS UP AGAIN

Baltimore's stingy defense allowed just 161.0 yards of total offense, the third fewest in Ravens playoff history. The Chiefs recorded just 53 net passing yards, which set a Ravens' postseason record and rank as the 14th fewest in NFL playoff history. In the second half, Baltimore held KC to 25 total yards.

MORE TURNOVERS

The Ravens forced 5 turnovers (3 INTs and 2 fumbles), posting a +3 take-away/give-away ratio on the day. The 5 take-aways tied a franchise playoff record (had been done three times previously). During the 2010 regular season, KC committed only 14 turnovers, second fewest in the NFL.

RATTLING CASSEL

Chiefs QB Matt Cassel, who posted a 93.0 passer rating in the regular season, completed 9 of 18 to produce 70 yards and 3 INTs. Cassel was sacked 3 times (Terrell Suggs, 2, Ray Lewis, 1), compiling a 20.4 rating.

TURNOVER BATTLE

In their postseason history, the Ravens have dominated the turnover battle, registering a +13 mark in 15 games. The Ravens are 9-1 all time in the playoffs when posting a positive turnover ratio.

RAVENS PLAYOFF TURNOVER TABLE (All-Time Postseason Play)

Date	Game	+/-	Result
12/31/00	Wild Card vs. Denver	+1	W
01/07/01	Divisional at Tennessee	+1	W
01/14/01	AFC Championship at Oakland	+3	W
01/28/01	Super Bowl XXXV at NY Giants	+5	W
01/13/02	Wild Card at Miami	+2	W
01/20/02	Divisional at Pittsburgh	-3	L
01/03/04	Wild Card vs. Tennessee	+1	L
01/13/07	Divisional vs. Indianapolis	-2	L
01/04/09	Wild Card at Miami	+4	W
01/10/09	Divisional at Tennessee	+3	W
01/18/09	AFC Championship at Pittsburgh	-3	L
01/10/10	Wild Card at New England	+2	W
01/16/10	Divisional at Indianapolis	-3	L
01/09/11	Wild Card at Kansas City	+3	W
01/15/11	Divisional at Pittsburgh	-1	L
Totals		+13	9-6

MOST TURNOVERS FORCED / POSTSEASON (Since 2000)

Rk.	Team	G	TO	INT	Fum
1.	Baltimore Ravens	15	42	29	13
	New England Patriots	19	42	27	15
3.	Indianapolis Colts	18	34	21	13
4.	Philadelphia Eagles	19	31	18	13
	Pittsburgh Steelers	17	31	20	11

NOTES AT PIT: DIVISIONAL (1/15/11)

SUGGS' CAREER DAY

OLB Terrell Suggs (10) became the Ravens' career postseason sacks leader after producing a 3-sack performance against the Steelers. Suggs' output also tied Michael McCrary (12/31/00 vs. Den. - WC) for the most sacks in a playoff game in team history. Baltimore's 6 total sacks on the night also set a team playoff record.

RAVENS POSTSEASON SACK RECORDS

SACKS (Career Playoffs)	SACK YARDS (Career Playoffs)
1. Terrell Suggs (2003-10) 10	1. Terrell Suggs (2003-10) 69
2. Michael McCrary (2000) 6	2. Michael McCrary (2000) 44
3. Peter Boulware (2000-01). . . . 3	3. Peter Boulware (2000-01). . . 29
Jamie Sharper (2000-01) 3	4. Haloti Ngata (2006-10) 19

REDDING'S FUMBLE-TD

DE Cory Redding scored a 13-yard fumble recovery touchdown, picking up the loose ball after an OLB Terrell Suggs' strip sack. The play marked Redding's first-career TD and also the Ravens' fifth all-time defensive touchdown in the postseason.

RICE PUNCHES IT IN

With his 14-yard scoring run, RB Ray Rice (3) moved into second on the Ravens' career playoff rushing touchdown list. Only RB Jamal Lewis and RB Willis McGahee (each with 4) have more. Rice's TD also marked the longest rushing TD the Steelers allowed during the entire 2010 season.



WILD CARD • RAVENS 30, CHIEFS 7

Baltimore (13-4) Kansas City (10-7)

Sunday, January 9, 2011 • 12:06 PM CT • New Arrowhead Stadium • Kansas City

Weather: 26°, Cloudy, Wind Chill 14° E 15 mph • Attendance 72,190 • Time 2:52



The Ravens beat the host Chiefs, 30-7, in the Wild Card Playoff round at New Arrowhead Stadium. Baltimore's offense set team playoff marks for total yards (390), passing yards (248) and first downs (26), while the defense turned over Kansas City five times, limiting the Chiefs to just 161 yards and 1-of-8 on third down. After taking a 3-0, first-quarter lead, the Ravens fell behind (7-3) on a 41-yard RB Jamaal Charles touchdown sprint. Baltimore took a 10-7 halftime lead when RB Ray Rice caught a 9-yard TD pass from QB Joe Flacco with 19 seconds left in the second quarter. K Billy Cundiff added 2 more FGs (29 and 29 yards), and Flacco threw a 4-yard TD toss to WR Anquan Boldin for a 23-7, third-quarter advantage. RB Willis McGahee added a 25-yard TD run in the fourth quarter for the Ravens' final TD. TE Todd Heap was spectacular, catching a career-high 10 passes (108 yards). Boldin and Rice each caught 5 passes, helping Flacco complete 25 of 34 for 265 yards, 2 TDs and a 115.4 QB rating. The Ravens became the NFL's only team to advance to the Divisional round and win a playoff game each of the last three seasons. Baltimore allowed the third-fewest total yards (161) in franchise postseason history, while the 53 net passing yards allowed set a Ravens' record (14th fewest in NFL postseason history). The Ravens' 5 take-aways also tied a team playoff record. Baltimore held the ball for 41:44 in the victory.

BALTIMORE RAVENS

OFFENSE	
WR 85	D. Mason
LT 74	M. Oher
LG 66	B. Grubbs
C 77	M. Birk
RG 65	C. Chester
RT 73	M. Yanda
TE 86	T. Heap
TE 79	T. Moell
WR 81	A. Boldin
QB 5	J. Flacco
RB 27	R. Rice

DEFENSE	
DT 92	H. Ngata
NT 97	K. Gregg
DE 93	C. Redding
RUSH 55	T. Suggs
WILL 53	J. McClain
MIKE 52	R. Lewis
SAM 95	J. Johnson
LCB 25	C. Carr
SS 26	D. Landry
FS 20	E. Reed
RCB 37	J. Wilson

KANSAS CITY CHIEFS

OFFENSE	
WR 82	D. Bowe
LT 76	B. Albert
LG 54	B. Waters
C 62	C. Wiegmann
RG 65	R. Lila
RT 67	B. Richardson
TE 45	L. Pope
TE 81	T. Moeaki
TE 85	J. O'Connell
QB 7	M. Cassel
RB 20	T. Jones

DEFENSE	
LDE 90	S. Smith
NT 95	R. Edwards
RDE 72	G. Dorsey
LOLB 50	M. Vrabel
LILB 59	J. Belcher
RILB 56	D. Johnson
ROLB 91	T. Hali
LCB 24	B. Flowers
RCB 39	B. Carr
SS 29	E. Berry
FS 23	K. Lewis

OFFICIALS – Referee: Mike Carey (94), Umpire: Richard Hall (49), Head Linesman: Dana McKenzie (8), Line Judge: Tim Podraza (47), Side Judge: Rick Patterson (15), Field Judge: Buddy Horton (82), Back Judge: Kirk Dorman (6)

	1	2	3	4	OT	TOTAL	FIELD GOALS - made () & missed
BALTIMORE	3	7	13	7	0	30	B. Cundiff (19, 29, 29)
KANSAS CITY	7	0	0	0	0	7	None

TEAM	QTR	TIME	PLAY DESCRIPTION (extra point)	DRIVE	SCORE
Ravens	1	9:01	B. Cundiff 19 yd. Field Goal	14-69, 5:59	3-0
Chiefs	1	2:09	J. Charles 41 yd. run (R. Succop kick)	2-46, 0:49	3-7
Ravens	2	0:19	R. Rice 9 yd. pass from J. Flacco (B. Cundiff kick)	11-80, 5:30	10-7
Ravens	3	6:36	B. Cundiff 29 yd. Field Goal	7-51, 3:02	13-7
Ravens	3	4:20	B. Cundiff 29 yd. Field Goal	4-6, 1:20	16-7
Ravens	3	0:27	A. Boldin 4 yd. pass from J. Flacco (B. Cundiff kick)	6-31, 2:59	23-7
Ravens	4	4:26	W. McGahee 25 yd. run (B. Cundiff kick)	15-80, 10:20	30-7

TEAM STATISTICS

First Downs (total-rush-pass-penalty)	26-4-19-3
Total Yards – Plays – Average	390-78-5.0
Net Yards Rushing – Rushes – Average	142-40-3.6
Net Yards Passing – Times Thrown – Yds Lost – Gross Pass.	248-4-17-265
Passes Attempted – Completed – Intercepted	34-25-0
Punts / Number – Average	2-31.0
Penalties / Number – Yards	2-20
Fumbles / Number – Lost	3-2

RAVENS

First Downs (total-rush-pass-penalty)	26-4-19-3
Total Yards – Plays – Average	390-78-5.0
Net Yards Rushing – Rushes – Average	142-40-3.6
Net Yards Passing – Times Thrown – Yds Lost – Gross Pass.	248-4-17-265
Passes Attempted – Completed – Intercepted	34-25-0
Punts / Number – Average	2-31.0
Penalties / Number – Yards	2-20
Fumbles / Number – Lost	3-2

CHIEFS

First Downs (total-rush-pass-penalty)	8-6-2-0
Total Yards – Plays – Average	161-40-4.0
Net Yards Rushing – Rushes – Average	108-19-5.7
Net Yards Passing – Times Thrown – Yds Lost – Gross Pass.	53-3-17-70
Passes Attempted – Completed – Intercepted	18-9-3
Punts / Number – Average	3-51.0
Penalties / Number – Yards	5-40
Fumbles / Number – Lost	2-2

INDIVIDUAL STATISTICS

Category	Player	Stats
Rushing	Baltimore:	R. Rice 17-57-0-14LG; W. McGahee 10-44-1-25LG; J. Flacco 7-26-0-13LG; J. Parmele 4-13-0-6LG L. McClain 1-1-0-1LG; D. Stallworth 1-1-0-1LG
	Kansas City:	J. Charles 9-82-1-41LG; T. Jones 5-15-0-10LG; M. Cassel 3-6-0-5LG; D. McCluster 2-5-0-3LG
Receiving	Baltimore:	T. Heap 10-108-0-21LG; A. Boldin 5-64-1-27LG; R. Rice 5-42-1-11LG; W. McGahee 2-10-0-8LG T. Houshmandzadeh 1-28-0-28LG; D. Mason 1-11-0-11LG; E. Dickson 1-2-0-2LG
	Kansas City:	D. McCluster 4-17-0-8LG; T. Moeaki 1-22-0-22LG; J. Charles 1-15-0-15LG; T. Jones 1-8-0-8LG V. Tucker 1-5-0-5LG; K. Curtis 1-3-0-3LG
Passing	Baltimore:	J. Flacco 34-25-265-0-2-28LG
	Kansas City:	M. Cassel 18-9-70-3-0-22LG
Interceptions	Baltimore:	D. Landry 1-9; H. Nakamura 1-3; J. Wilson 1-0
	Kansas City:	None
Sacks	Baltimore:	T. Suggs 2-7; R. Lewis 1-10
	Kansas City:	T. Hali 2-8; J. Belcher 1.5-8; T. Jackson 0.5-1



DIVISIONAL PLAYOFF • STEELERS 31, RAVENS 24

Baltimore (13-5) Pittsburgh (13-4)

Saturday, January 15, 2011 • 4:35 PM ET • Heinz Field • Pittsburgh

Weather: 36°, Cloudy, Wind WSW 17 mph • Attendance 64,879 • Time 3:24



The Ravens had their playoff run stopped in Pittsburgh with a 31-24 loss to the division-rival Steelers. Three third-quarter turnovers proved too costly, and Baltimore couldn't convert a crucial fourth-down pass late in the fourth quarter, sealing the victory for Pittsburgh. After a RB Rashard Mendenhall 1-yard TD run on the Steelers' opening possession, the Ravens scored 21 unanswered points for a 21-7 halftime lead. RB Ray Rice opened the scoring for Baltimore with a 14-yard rushing TD, the third-longest run against Pittsburgh all year. Two plays later, Ben Roethlisberger was dropped by OLB Terrell Suggs, who had 3 sacks, and fumbled. The ball was thought to be an incomplete pass, but no whistle blew, and DE Cory Redding picked up the football and ran untouched into the end zone. The Ravens capitalized on another fumble in the second quarter, when LB Dannell Ellerbe popped Mendenhall on Pittsburgh's 16-yard line, and S Ed Reed recovered. That led to a 4-yard pass from QB Joe Flacco to TE Todd Heap for a score. The Ravens nearly took a fourth-quarter lead when CB/RS Lardarius Webb took a punt 55 yards for a TD, but it was called back by a holding penalty on WR Marcus Smith. Baltimore had to settle for a 24-yard Billy Cundiff FG to knot the score again. Pittsburgh connected for a 58-yard pass play on third-and-19 late in the fourth, which led to the game-winning TD.

BALTIMORE RAVENS

OFFENSE	
WR 85	D. Mason
LT 74	M. Oher
LG 66	B. Grubbs
C 77	M. Birk
RG 65	C. Chester
RT 73	M. Yanda
TE 86	T. Heap
TE 83	E. Dickson
WR 81	A. Boldin
QB 5	J. Flacco
RB 27	R. Rice

DEFENSE	
DT 92	H. Ngata
NT 97	K. Gregg
DE 93	C. Redding
RUSH 55	T. Suggs
WILL 53	J. McClain
MIKE 52	R. Lewis
SAM 95	J. Johnson
LCB 25	C. Carr
SS 26	D. Landry
FS 20	E. Reed
RCB 37	J. Wilson

PITTSBURGH STEELERS

OFFENSE	
WR 86	H. Ward
LT 72	J. Scott
LG 68	C. Kemoeatu
C 53	M. Pouncey
RG 73	R. Foster
RT 71	F. Adams
TE 83	H. Miller
RB 34	R. Mendenhall
FB 85	D. Johnson
QB 7	B. Roethlisberger
WR 17	M. Wallace

DEFENSE	
DE 96	E. Hood
NT 98	C. Hampton
DE 99	B. Keisel
LOLB 56	L. Woodley
LILB 51	J. Frazier
RILB 94	L. Timmons
RILB 92	J. Harrison
LCB 20	B. McFadden
FS 25	R. Clark
SS 43	T. Polamalu
RCB 24	I. Taylor

OFFICIALS – Referee: Jeff Tripplette (42), Umpire: Chad Brown (31), Head Linesman: Ed Camp (134), Line Judge: Michael Spanier (90), Side Judge: David Wyatt (16), Field Judge: Craig Wroldstad (4), Back Judge: Don Carey (126)

	1	2	3	4	OT	TOTAL	FIELD GOALS - made () & missed
BALTIMORE	14	7	0	3	-	24	B. Cundiff (24)
PITTSBURGH	7	0	14	10	-	31	S. Suisham 43WL (35)

TEAM	QTR	TIME	PLAY DESCRIPTION (extra point)	DRIVE	SCORE
Steelers	1	6:18	R. Mendenhall 1 yd. run (S. Suisham kick)	10-80, 6:04	0-7
Ravens	1	1:20	R. Rice 14 yd. run (B. Cundiff kick)	10-68, 4:58	7-7
Ravens	1	0:53	C. Redding 13 yd. fumble return (B. Cundiff kick)		14-7
Ravens	2	5:43	T. Heap 4 yd. pass from J. Flacco (B. Cundiff kick)	6-16, 3:02	21-7
Steelers	3	9:11	H. Miller 9 yd. pass from B. Roethlisberger (S. Suisham kick)	2-23, 0:53	21-14
Steelers	3	1:21	H. Ward 8 yd. pass from B. Roethlisberger (S. Suisham kick)	4-25, 2:17	21-21
Steelers	4	12:15	S. Suisham 35 yd. Field Goal	8-6, 3:49	21-24
Ravens	4	3:54	B. Cundiff 24 yd. Field Goal	5-23, 2:01	24-24
Steelers	4	1:33	R. Mendenhall 2 yd. run (S. Suisham kick)	11-65, 2:21	24-31

TEAM STATISTICS

First Downs (total-rush-pass-penalty)	12-2-8-2
Total Yards – Plays – Average	126-53-2.4
Net Yards Rushing – Rushes – Average	35-18-1.9
Net Yards Passing – Times Thrown – Yds Lost – Gross Pass.	91-5-34-125
Passes Attempted – Completed – Intercepted	30-16-1
Punts / Number – Average	4-53.8
Penalties / Number – Yards	6-74
Fumbles / Number – Lost	2-2

RAVENS

First Downs (total-rush-pass-penalty)	21-7-11-3
Total Yards – Plays – Average	263-69-3.8
Net Yards Rushing – Rushes – Average	71-31-2.3
Net Yards Passing – Times Thrown – Yds Lost – Gross Pass.	192-6-34-226
Passes Attempted – Completed – Intercepted	32-19-0
Punts / Number – Average	4-48.5
Penalties / Number – Yards	9-93
Fumbles / Number – Lost	2-2

STEELERS

First Downs (total-rush-pass-penalty)	12-2-8-2
Total Yards – Plays – Average	126-53-2.4
Net Yards Rushing – Rushes – Average	35-18-1.9
Net Yards Passing – Times Thrown – Yds Lost – Gross Pass.	91-5-34-125
Passes Attempted – Completed – Intercepted	30-16-1
Punts / Number – Average	4-53.8
Penalties / Number – Yards	6-74
Fumbles / Number – Lost	2-2

INDIVIDUAL STATISTICS

Category	Player	Stats
Rushing	Baltimore:	R. Rice 12-32-1-14LG; W. McGahee 4-4-0-2LG; J. Flacco 2-(-1)-0-0LG
	Pittsburgh:	R. Mendenhall 20-46-2-14LG; M. Moore 2-12-0-7LG; B. Roethlisberger 6-11-0-6LG; I. Redman 1-4-0-4LG; M. Wallace 2-(-2)-0-4LG
Receiving	Baltimore:	R. Rice 7-32-0-8LG; T. Heap 3-43-1-21LG; T. Houshmandzadeh 3-38-0-16LG
	Pittsburgh:	W. McGahee 2-14-0-10LG; A. Boldin 1-(-2)-0-(-2)LG H. Miller 5-39-1-13LG; E. Sanders 4-54-0-17LG; A. Brown 3-75-0-58LG H. Ward 3-25-1-12LG; M. Wallace 3-20-0-20LG; R. Mendenhall 1-13-0-13LG
Passing	Baltimore:	J. Flacco 30-16-125-1-1-21LG
	Pittsburgh:	B. Roethlisberger 32-19-226-0-2-58LG
Interceptions	Baltimore:	None
	Pittsburgh:	R. Clark 1-17
Sacks	Baltimore:	T. Suggs 3-18; H. Nakamura 1-3; P. Kruger .5-4.5; D. Landry .5-2; H. Ngata .5-2; C. Redding .5-4.5
	Pittsburgh:	J. Harrison 3-21; E. Hood 1-8; L. Woodley 1-5



2010 GAME SUMMARIES



RAVENS POSTSEASON HISTORY



DIVISIONAL PLAYOFF

Colts 20, Ravens 3

Sat., Jan. 16, 2010

Lucas Oil Stadium

	1	2	3	4	Total
Baltimore	3	0	0	0	3
Indianapolis	3	14	0	3	20

The Ravens' playoff run came to a halt at Lucas Oil Stadium in Indianapolis with a 20-3 defeat to the Colts. Baltimore turned the ball over 4 times, including 2 INTs by Joe Flacco and 2 costly fumbles. The game was tied at 3 until late in the 2nd quarter, but future Hall of Fame QB Peyton Manning drove the Colts and scored on a 10-yard TD pass to rookie WR Austin Collie just before the 2-minute warning. The Ravens went 3-and-out in the next series, which gave Manning enough time to maneuver 64 yards on 8 plays for another 7 points. That score came on a 2nd TD toss, this time to WR Reggie Wayne (3 yards) with 3 seconds remaining, giving the Colts a 17-3 halftime lead. After the Colts opened the game on an opening-drive FG by former Ravens K Matt Stover (44 yards), current Ravens K Billy Cundiff connected on his only FGA (25 yards) on Baltimore's 1st possession of the game, tying the contest at 3. Neither team could score on their next few drives, until the Manning-to-Collie TD near the end of the 2nd quarter. In the 2nd half, the Ravens were unable to move the ball well against a formidable Colts' defense. A 4th-quarter RB Ray Rice fumble and 2 Flacco INTs in Baltimore's final 2 possessions sealed the Ravens' fate. The Ravens' 5th-ranked rush defense held the Colts to 42 rushing yards in the loss. S Ed Reed recorded his 7th INT in 7 career postseason games when he picked off Manning in the 3rd quarter.

FINAL INDIVIDUAL LEADERS

BALTIMORE

Rushing	ATT	YDS	AVG	LG	TD			
R. Rice	13	67	5.2	20	0			
Passing	ATT	CMP	YDS	SK/YD	TD	LG	IN	RT
J. Flacco	35	20	189	1/6	0	27	2	48.4
Receiving	NO	YDS	AVG	LG	TD			
R. Rice	9	60	6.7	26	0			

INDIANAPOLIS

Rushing	ATT	YDS	AVG	LG	TD			
J. Addai	11	23	2.1	7	0			
Passing	ATT	CMP	YDS	SK/YD	TD	LG	IN	RT
P. Manning	44	30	246	2/13	2	20	1	87.9
Receiving	NO	YDS	AVG	LG	TD			
R. Wayne	8	63	7.9	12	1			

WILD CARD PLAYOFF

Ravens 33, Patriots 14

Sun., Jan. 10, 2010

Gillette Stadium

	1	2	3	4	Total
Baltimore	24	0	3	6	33
New England	0	7	7	0	14

RB Ray Rice ran 83 yards for a touchdown on the 1st play from scrimmage, and the Ravens never looked back in the 33-14 Wild Card victory at New England. And that wasn't all that Baltimore did in the 1st quarter of its one-sided thumping of the Patriots. Three QB Tom Brady turnovers helped the Ravens push to a 24-0, 1st-period lead. Brady's 1st miscue came when OLB Terrell Suggs stripped the Pats' QB of the ball and recovered the fumble, which led to a FB Le'Ron McClain 1-yard TD. CB Chris Carr then intercepted Brady, setting up Rice's 2nd TD (1-yard rush). S Ed Reed intercepted another Brady pass that was followed by a 27-yard Billy Cundiff field goal. A misplayed punt in the 2nd quarter gave the Patriots the start of their lone 1st-half TD (Brady to WR Julian Edelman, 6 yards). Another Brady INT set up a 3rd-quarter Cundiff FG (23 yards). A 2nd Brady-to-Edelman TD (1 yard) made the score 27-14 after 3 quarters. RB Willis McGahee finished the scoring with a 3-yard TD in the final period. The Ravens rushed 52 times for 234 yards, including 159 (22 carries) by Rice. QB Joe Flacco threw just 10 passes, completing 4. Brady, who was sacked 3 times, was 23-of-42 for 154 yards with a lost fumble and 3 INTs. The Ravens' victory over New England was the Pats' 1st postseason loss at home since 1978, snapping a streak of 11 consecutive playoff wins at home.

FINAL INDIVIDUAL LEADERS

BALTIMORE

Rushing	ATT	YDS	AVG	LG	TD			
R. Rice	22	159	7.2	83	2			
Passing	ATT	CMP	YDS	SK/YD	TD	LG	IN	RT
J. Flacco	10	4	34	0/0	0	17	1	10.0
Receiving	NO	YDS	AVG	LG	TD			
M. Clayton	1	17	17.0	17	0			

NEW ENGLAND

Rushing	ATT	YDS	AVG	LG	TD			
K. Faulk	14	52	3.7	9	0			
Passing	ATT	CMP	YDS	SK/YD	TD	LG	IN	RT
T. Brady	42	23	154	3/22	2	24	3	49.1
Receiving	NO	YDS	AVG	LG	TD			
J. Edelman	6	44	7.3	24	2			

AFC CHAMPIONSHIP

Steelers 23, Ravens 14

Sun., Jan. 18, 2009

Heinz Field

	1	2	3	4	Total
Baltimore	0	7	0	7	14
Pittsburgh	6	7	3	7	23

It was a battle of the NFL's top 2 defenses, and Baltimore fought through multiple injuries. S Daren Stone suffered a concussion on the opening kickoff, but returned in the 2nd half. CBs Frank Walker (dislocated shoulder) and Corey Ivy both left briefly before returning. However, RB Willis McGahee was carted off in the 4th quarter because of a helmet-to-helmet shot from S Ryan Clark. After not committing a TO in his 1st 2 playoff games, QB Joe Flacco threw 3 INTs and lost a fumble. Pittsburgh took a 13-0 lead on 2 Jeff Reed FGs and a 65-yard TD pass from QB Ben Roethlisberger to WR Santonio Holmes. S Jim Leonhard returned a punt 45 yards to the Steelers' 17, which – along with a pass interference call in the end zone – set up McGahee's 3-yard TD run in the 2nd quarter. After another Reed FG, McGahee pulled the Ravens within 2 (16-14 in the 4th quarter) with his 2nd TD. A botched punt from Pittsburgh's P Mitch Berger gave Baltimore the ball at midfield, and another end zone pass interference call led to McGahee's 1-yard TD run. On their ensuing series, the Ravens drove for a go-ahead score, but S Troy Polamalu jumped in front of WR Derrick Mason with 4:24 left and raced 40 yards to paydirt with Flacco's 2nd INT. His last INT – on an attempt over the middle to RB Ray Rice – sealed the outcome with 1:11 remaining.

FINAL INDIVIDUAL LEADERS

BALTIMORE

Rushing	ATT	YDS	AVG	LG	TD			
W. McGahee	20	60	3.0	14	2			
Passing	ATT	CMP	YDS	SK/YD	TD	LG	IN	RT
J. Flacco	30	13	141	3/16	0	22	3	18.2
Receiving	NO	YDS	AVG	LG	TD			
R. Rice	3	43	14.3	22	0			

PITTSBURGH

Rushing	ATT	YDS	AVG	LG	TD			
W. Parker	24	47	2.0	7	0			
Passing	ATT	CMP	YDS	SK/YD	TD	LG	IN	RT
B. Roethlisberger	33	16	255	4/32	1	65	0	84.8
Receiving	NO	YDS	AVG	LG	TD			
H. Miller	3	62	20.7	30	0			



RAVENS POSTSEASON HISTORY



DIVISIONAL PLAYOFF Ravens 13, Titans 10 Sat., Jan. 10, 2009 LP Field

	1	2	3	4	Total
Baltimore	7	0	0	6	13
Tennessee	7	0	0	3	10

Two fierce defenses were featured in this hard-fought battle. It wasn't until K Matt Stover's 43-yard FG with :53 left that the outcome was decided. To get there, QB Joe Flacco, who became the NFL's 1st rookie QB to win 2 playoff games, led a 9-play, 51-yard drive to set up the clinching kick. On their 1st drive, Titans Pro Bowl RB Chris Johnson took a short pass from Kerry Collins in the left flat for a 28-yard gain. Johnson then scored on an 8-yard TD run. On the ensuing series, Flacco hit WR Derrick Mason for a 48-yard TD bomb. Just before the 1st half ended, Tennessee marched to the Ravens' 22-yard line, but RB LenDale White was stripped by LB Jarret Johnson, and the Ravens recovered. The Titans tried a 51-yard FG on 4th down instead of punting in the 3rd, and K Rob Bironas pushed it WL. In the 4th, Stover hit a 21-yard FG to make it 10-7. Later, Titans TE Alge Crumpler fumbled on the Ravens' 6-yard line. Tennessee tied the game again after stopping the Ravens and then scored on Bironas' 27-yard FG. The Ravens made the most of their last possession. Flacco completed a 23-yard pass to TE Todd Heap on a critical 3rd-and-2. RB Willis McGahee then made an 11-yard run, and Flacco found WR Mark Clayton for 8 yards to pull within Stover's range. With less than 1:00 remaining, Collins completed 1 pass, but his last 3 attempts fell to the turf.

FINAL INDIVIDUAL LEADERS

BALTIMORE

Rushing	ATT	YDS	AVG	LG	TD			
W. McGahee	12	32	2.7	11	0			
Passing	ATT	CMP	YDS	SK/YD	TD	LG	IN	RT
J. Flacco	22	11	161	0/0	1	48	0	89.4
Receiving	NO	YDS	AVG	LG	TD			
D. Mason	5	78	15.6	48	1			

TENNESSEE

Rushing	ATT	YDS	AVG	LG	TD			
C. Johnson	11	72	6.5	32	1			
Passing	ATT	CMP	YDS	SK/YD	TD	LG	IN	RT
K. Collins	42	26	281	1/6	0	28	1	71.6
Receiving	NO	YDS	AVG	LG	TD			
J. Gage	10	135	13.5	24	0			

WILD CARD PLAYOFF Ravens 27, Dolphins 9 Sun., Jan. 4, 2009 Dolphin Stadium

	1	2	3	4	Total
Baltimore	3	10	7	7	27
Miami	3	0	0	6	9

The Ravens forced 5 turnovers from the Dolphins, who had tied an NFL record with only 13 giveaways in 2008. S Ed Reed snared 2 INTs from QB Chad Pennington, who only threw 7 INTs in the regular season. Reed took his 1st 64 yards for a TD, the 12th score of his career. Both teams traded FGs before the INTs began accumulating. At 8:56 in the 2nd quarter, S Jim Leonhard returned the 1st theft of the day 20 yards to Miami's 45-yard line, but the Ravens punted after a 3-and-out. On the following series, Reed ran under a rainbow from Pennington and weaved 64 yards for the TD. Baltimore added another K Matt Stover FG (31 yards) before the 1st half ended. CB Fabian Washington posted the 3rd INT just after halftime, which resulted in another Ravens 3-and-out. But DT Marques Douglas stripped RB Patrick Cobbs to end the Dolphins' ensuing drive, and LB Terrelluggs recovered on Miami's 19-yard line. Four plays later, FB LeRon McClain, scored from 8 yards out. Reed continued to terrorize Pennington, who drove to Baltimore's 15-yard line when Reed grabbed his 2nd INT at the 8-yard line in the 3rd. The Dolphins closed the margin with a 5-play drive culminating in a TD pass to RB Ronnie Brown, but it wasn't enough to overcome the deficit. The Ravens' offense put the margin out of reach when a 71-yard drive ended with a 5-yard scoring run from QB Joe Flacco.

FINAL INDIVIDUAL LEADERS

BALTIMORE

Rushing	ATT	YDS	AVG	LG	TD			
L. McClain	19	75	3.9	11	1			
Passing	ATT	CMP	YDS	SK/YD	TD	LG	IN	RT
J. Flacco	23	9	135	0/0	0	31	0	59.1
Receiving	NO	YDS	AVG	LG	TD			
D. Mason	4	71	17.8	31	0			

MIAMI

Rushing	ATT	YDS	AVG	LG	TD			
R. Brown	12	19	1.6	6	0			
Passing	ATT	CMP	YDS	SK/YD	TD	LG	IN	RT
C. Pennington	38	25	252	3/28	1	45	4	53.7
Receiving	NO	YDS	AVG	LG	TD			
R. Brown	6	43	7.2	23	1			

DIVISIONAL PLAYOFF Colts 15, Ravens 6 Sat., Jan. 13, 2007 M&T Bank Stadium

	1	2	3	4	Total
Indianapolis	6	3	3	3	15
Baltimore	0	3	0	3	6

Despite holding the high-powered Colts' passing attack to only 161 yards, intercepting Peyton Manning twice, and keeping the AFC's top-ranked offense out of the end zone, the Ravens were kicked out of the race to Super Bowl XLI, 15-6. K Adam Vinatieri booted 5 FGs, while Baltimore could only muster 2 in the difficult loss. Steve McNair finished 18-of-29 (173 yards) with a 62.1 completion percentage, the highest in team single-game postseason history. Even though McNair out-dueled Manning, who went 15-of-30 for 170 yards (39.6 rating), the Ravens couldn't bounce back from McNair's 2 INTs. Coming off a 40-yard FG from K Matt Stover that opened the 2nd period, S Ed Reed got his hands on a Manning pass less than a minute later. Down 6-3, McNair drove to the Colts' 4, but was picked off in the end zone. The Baltimore defense came up big, as usual. Each time Manning would march into Ravens territory, the unit clamped down, forcing 5 FGs. The Ravens pressured Manning all game but only managed 1 sack. On another day, this defensive effort might have been enough to defeat the Colts, but this January evening proved to be a different story for the Ravens.

FINAL INDIVIDUAL LEADERS

INDIANAPOLIS

Rushing	ATT	YDS	AVG	LG	TD			
D. Rhodes	14	56	4.0	25	0			
Passing	ATT	CMP	YDS	SK/YD	TD	LG	IN	RT
P. Manning	30	15	170	1/9	0	27	2	39.6
Receiving	NO	YDS	AVG	LG	TD			
R. Wayne	5	51	10.2	19	0			

BALTIMORE

Rushing	ATT	YDS	AVG	LG	TD			
J. Lewis	13	53	4.1	18	0			
Passing	ATT	CMP	YDS	SK/YD	TD	LG	IN	RT
S. McNair	29	18	173	2/12	0	23	2	49.9
Receiving	NO	YDS	AVG	LG	TD			
M. Clayton	6	73	12.2	21	0			



RAVENS POSTSEASON HISTORY



WILD CARD PLAYOFF

Titans 20, Ravens 17

Sat., Jan. 3, 2004

M&T Bank Stadium

	1	2	3	4	Total
Tennessee	7	0	7	6	20
Baltimore	7	3	0	7	17

The AFC North Division champion Baltimore Ravens, the youngest team in the 2003 playoffs, lost a hard-fought 20-17 decision to Tennessee in the Wild Card matchup. The game was decided on K Gary Anderson's 46-yard FG with 29 seconds left in the game. The kick came only minutes after the Ravens rallied to tie the contest, thanks to a 9-play, 71-yard journey that ended with a 35-yard TD pass from QB Anthony Wright to TE Todd Heap. On the Titans' ensuing possession, CB Chris McAlister picked off Titans QB Steve McNair, and the Ravens were poised to forge ahead. However, Tennessee held Baltimore's offense to a 3-and-out, and McNair moved the Titans into FG range. Anderson, who also kicked a 45-yarder earlier in the 4th quarter, did the rest. The Ravens intercepted McNair 3 times, including a S Will Demps pick which he returned a postseason franchise-record 56 yards for a TD. K Matt Stover's 43-yard FG in the 2nd quarter put Baltimore ahead 10-7 at halftime, but the Ravens came up just short.

FINAL INDIVIDUAL LEADERS

TENNESSEE

Rushing	ATT	YDS	AVG	LG	TD			
E. George	25	88	3.5	13	0			
Passing	ATT	CMP	YDS	SK/YD	TD	LG	IN	RT
S. McNair	23	14	159	0/0	1	49	3	56.5
Receiving	NO	YDS	AVG	LG	TD			
D. Mason	3	28	9.3	13	0			

BALTIMORE

Rushing	ATT	YDS	AVG	LG	TD			
J. Lewis	14	35	2.5	8	0			
Passing	ATT	CMP	YDS	SK/YD	TD	LG	IN	RT
A. Wright	37	20	214	2/13	1	35	2	57.7
Receiving	NO	YDS	AVG	LG	TD			
T. Taylor	7	82	11.7	30	0			

DIVISIONAL PLAYOFF

Steelers 27, Ravens 10

Sun., Jan. 20, 2002

Heinz Field

	1	2	3	4	Total
Baltimore	0	3	7	0	10
Pittsburgh	10	10	0	7	27

The Ravens' string of consecutive playoff wins was stopped at 5, as the top-seeded Pittsburgh Steelers defeated the defending Super Bowl champs, 27-10. Baltimore's lone TD came in the 3rd quarter when WR/RS Jermaine Lewis raced for an NFL postseason-record 88-yard punt return for a TD to make the score 20-10. But, the Steelers iced the game by driving 83 yards on 12 plays that took almost 6 minutes off the clock, scoring the game's final TD on a Kordell Stewart-to-Plaxico Burress 32-yard pass. The Steelers' defense limited the Ravens to just 7 1st downs, 150 total net yards (including only 22 rushing yards) and forced 4 turnovers (including 3 INTs of QB Elvis Grbac). LB Chad Scott picked off Grbac on his 1st pass attempt and returned the ball 19 yards to the Ravens' 43. Early on, the Steelers managed only a FG by K Kris Brown for a quick 3-0 lead. After forcing a Ravens' punt that gave Pittsburgh possession at the 49-yard line, Stewart led his troops on a 7-play, 51-yard drive that was capped by a 1-yard run from RB Amos Zereoue for a 10-0 Steelers lead. The Steelers scored 10 points in the 2nd quarter on another Zereoue 1-yard run and a 46-yard boot by Brown to extend their lead to 20-0.

FINAL INDIVIDUAL LEADERS

BALTIMORE

Rushing	ATT	YDS	AVG	LG	TD			
T. Allen	4	11	2.8	6	0			
Passing	ATT	CMP	YDS	SK/YD	TD	LG	IN	RT
E. Grbac	37	18	153	3/25	0	27	3	26.1
Receiving	NO	YDS	AVG	LG	TD			
S. Sharpe	5	56	11.2	27	0			

PITTSBURGH

Rushing	ATT	YDS	AVG	LG	TD			
A. Zereoue	24	63	2.6	12	2			
Passing	ATT	CMP	YDS	SK/YD	TD	LG	IN	RT
K. Stewart	22	12	154	2/11	1	32	1	72.9
Receiving	NO	YDS	AVG	LG	TD			
P. Burress	5	84	16.8	32	1			

WILD CARD PLAYOFF

Ravens 20, Dolphins 3

Sat., Jan. 13, 2002

Pro Player Stadium

	1	2	3	4	Total
Baltimore	0	7	7	6	20
Miami	3	0	0	0	3

The Ravens dominated the Miami Dolphins, 20-3, and became the only team in NFL history to win their 1st 5 postseason games. Miami's only points came on an Olindo Mare 33-yard FG after the Ravens' WR/RS Jermaine Lewis fumbled the opening kickoff. After Miami jumped to the quick 3-0 lead, the Ravens started a 90-yard drive with 4 passes in 5 plays, and then 11 runs on the next 12 plays, ending with a Terry Allen 4-yard TD burst. Neither team scored again in the 1st half. Miami P Matt Turk placed a punt at the Ravens' 1-yard line midway through the 3rd quarter, but QB Elvis Grbac hit WR Travis Taylor on a 4-yard TD to cap a 99-yard drive. Taylor helped set up his own TD with a 45-yard grab from Grbac on 3rd-and-1, and a 15-yard reverse on a 2nd-and-6. LB Peter Boulware forced a Jay Fiedler fumble that was recovered by DT Sam Adams early in the 4th quarter, which led to a Matt Stover 35-yard FG for a 17-3 lead. On Miami's next possession, CB Duane Starks intercepted Fiedler's pass that bounced off the shoulder of WR James McKnight to thwart a Dolphins' scoring threat and set up Stover's 2nd FG.

FINAL INDIVIDUAL LEADERS

BALTIMORE

Rushing	ATT	YDS	AVG	LG	TD			
T. Allen	25	109	4.4	13	1			
Passing	ATT	CMP	YDS	SK/YD	TD	LG	IN	RT
E. Grbac	18	12	133	1/12	1	45	0	106.9
Receiving	NO	YDS	AVG	LG	TD			
S. Sharpe	4	23	5.8	11	0			

MIAMI

Rushing	ATT	YDS	AVG	LG	TD			
J. Fiedler	3	16	5.3	8	0			
Passing	ATT	CMP	YDS	SK/YD	TD	LG	IN	RT
J. Fiedler	28	15	122	3/17	0	20	1	50.0
Receiving	NO	YDS	AVG	LG	TD			
D. Ward	5	55	11.0	19	0			



RAVENS POSTSEASON HISTORY



SUPER BOWL XXXV Ravens 34, Giants 7

Sun., Jan. 28, 2001

Raymond James Stadium



	1	2	3	4	Total
Baltimore	7	3	14	10	34
New York	0	0	7	0	7

The Ravens won Super Bowl XXXV with a 34-7 victory over the New York Giants. The Ravens allowed the Giants just 152 total net yards (3rd-fewest in Super Bowl history), and NY crossed midfield just twice. Baltimore's "D" tied a Super Bowl record with 4 INTs. The Ravens also became just the 3rd Super Bowl team in NFL history to not commit a turnover. Baltimore opened the scoring with a Trent Dilfer-to-Brandon Stokley 38-yard TD. Ravens K Matt Stover kicked a 47-yard FG with 1:48 left in the 2nd quarter. CB Duane Starks put Baltimore ahead 17-0 in the 3rd quarter when he raced 49 yards after an INT. On the kickoff, Giants RS Ronnie Dixon raced 97 yards to put the Giants on the board, 17-7. Not to be outdone, Baltimore's WR/RS Jermaine Lewis took the Giants' ensuing kickoff and tight-roped down the Ravens' sideline for an 84-yard TD. The 3 scores in 3 consecutive plays set a Super Bowl record, and the back-to-back KOR-TDs were also a record. RB Jamal Lewis (27 carries for 102 yards) scored from 3 yards out on a play that was reviewed and upheld by instant replay to give the Ravens a 31-7 lead. Stover kicked his 2nd FG to complete the scoring with 5:27 on the clock.

FINAL INDIVIDUAL LEADERS

BALTIMORE

Rushing	ATT	YDS	AVG	LG	TD			
Ja. Lewis	27	102	3.8	19	1			
Passing	ATT	CMP	YDS	SK/YD	TD	LG	IN	RT
T. Dilfer	25	12	153	3/20	1	44	0	80.9
Receiving	NO	YDS	AVG	LG	TD			
B. Stokley	3	52	17.3	38	1			

NEW YORK

Rushing	ATT	YDS	AVG	LG	TD			
T. Barber	11	49	4.5	27	0			
Passing	ATT	CMP	YDS	SK/YD	TD	LG	IN	RT
K. Collins	39	15	112	4/26	0	19	4	7.1
Receiving	NO	YDS	AVG	LG	TD			
T. Barber	6	26	4.3	7	0			

AFC CHAMPIONSHIP Ravens 16, Raiders 3

Sun., Jan. 14, 2001

Network Associates Coliseum

	1	2	3	4	Total
Baltimore	0	10	3	3	16
Oakland	0	0	3	0	3

The Ravens captured the AFC Championship with a 16-3 win over the Oakland Raiders. TE Shannon Sharpe caught an NFL-postseason-record 96-yard catch and run on a 3rd-and-18 from Baltimore's 4 with 11:08 left in the 2nd quarter to open the scoring. On Oakland's next play from scrimmage, DT Tony Siragusa knocked QB Rich Gannon out of the game with a shoulder injury. CB Duane Starks intercepted QB Bobby Hoying's 1st pass to set up a K Matt Stover FG and a 10-0 Baltimore lead. In the 3rd quarter, a QB Trent Dilfer INT led to a K Sebastian Janikowski 24-yard FG to cut the Ravens' lead to 10-3. A Stover 28-yard boot gave the Ravens a 13-3 lead. A fumble by RB Jamal Lewis gave Oakland the ball at the Ravens' 43 near the end of the 3rd quarter, but Starks intercepted Gannon, who had returned to action in the 2nd half. Stover kicked a 21-yarder in the 4th quarter to give the Ravens a 16-3 lead. The Ravens' aggressive defense forced 5 turnovers, limited the Raiders to 191 yards, including 24 rushing yards, and sacked the Raiders' QBs 4 times. Oakland entered the game with the NFL's leading rushing attack.

FINAL INDIVIDUAL LEADERS

BALTIMORE

Rushing	ATT	YDS	AVG	LG	TD			
Ja. Lewis	29	79	2.7	13	0			
Passing	ATT	CMP	YDS	SK/YD	TD	LG	IN	RT
T. Dilfer	18	9	190	2/18	1	96	1	83.1
Receiving	NO	YDS	AVG	LG	TD			
B. Stokley	3	31	10.3	14	0			

OAKLAND

Rushing	ATT	YDS	AVG	LG	TD			
B. Hoying	3	13	4.3	5	0			
Passing	ATT	CMP	YDS	SK/YD	TD	LG	IN	RT
R. Gannon	21	11	80	4/20	0	16	2	22.0
Receiving	NO	YDS	AVG	LG	TD			
T. Brown	5	48	9.6	17	0			

DIVISIONAL PLAYOFF Ravens 24, Titans 10

Sun., Jan. 7, 2001

Adelphia Coliseum

	1	2	3	4	Total
Baltimore	0	7	3	14	24
Tennessee	7	0	3	0	10

The Ravens advanced to the AFC Championship game with a gutsy 24-10 win at Tennessee. The Titans lost only 2 games in 2 years on their home turf – both to the Ravens in 2000. The opportunistic Ravens scored 2 4th-quarter TDs on returns to break a 10-10 tie. S Anthony Mitchell raced 90 yards for a score after DT Keith Washington blocked a 37-yard FG attempt by K Al Del Greco, his 2nd blocked FG of the game. LB Ray Lewis then intercepted a pass by QB Steve McNair and raced 50 yards for a TD to seal the 24-10 win. The Titans opened the game with an 11-play, 68-yard drive that ended with a 2-yard Eddie George rushing TD. The Ravens tied the game, 7-7, when RB Jamal Lewis scored on a 1-yard TD that was set up by TE Shannon Sharpe's 56-yard reception from QB Trent Dilfer. Titans WR Chris Coleman blocked a Kyle Richardson punt, giving Tennessee the ball on the Ravens' 25 with 1:44 left in the half, but Del Greco's 31-yard FGA hit the left upright.

FINAL INDIVIDUAL LEADERS

BALTIMORE

Rushing	ATT	YDS	AVG	LG	TD			
Ja. Lewis	17	47	2.8	14	1			
Passing	ATT	CMP	YDS	SK/YD	TD	LG	IN	RT
T. Dilfer	16	5	117	3/32	0	56	0	58.6
Receiving	NO	YDS	AVG	LG	TD			
Q. Ismail	3	53	17.7	33	0			

TENNESSEE

Rushing	ATT	YDS	AVG	LG	TD			
E. George	27	91	3.4	15	1			
Passing	ATT	CMP	YDS	SK/YD	TD	LG	IN	RT
S. McNair	46	24	176	1/4	0	17	1	52.4
Receiving	NO	YDS	AVG	LG	TD			
E. George	8	52	6.5	10	0			



RAVENS POSTSEASON HISTORY



WILD CARD PLAYOFF Ravens 21, Broncos 3

Sun., Dec. 31, 2000

PSINet Stadium

	1	2	3	4	Total
Denver	0	3	0	0	3
Baltimore	0	14	7	0	21

The Ravens advanced to the AFC Divisional Round with a dominating 21-3 win over the Broncos. Denver entered the game with the NFL's 2nd-ranked offense and a 7-game postseason winning streak, but the Ravens' defense permitted just 1 TD, 177 total net yards and 9 1st downs. The Broncos' 3 points scored were the fewest they've scored since 1992. The Baltimore defense recorded 5 sacks and the Broncos crossed midfield just once during the game. Ravens RB Jamal Lewis scored 2 TDs. Lewis' 1st TD came on a 1-yard dive to complete a 10-play, 75-yard drive. His 2nd score came in the 3rd quarter on a 27-yard burst where he broke 3 tackles. QB Trent Dilfer completed 9 of 14 passes for 130 yards, with 1 TD and no INTs. In the 2nd, Dilfer flipped a swing pass to Lewis, but the ball glanced off him and into the hands of TE Shannon Sharpe, who raced 58 yards down the sideline to give Baltimore a 14-3 halftime lead.

FINAL INDIVIDUAL LEADERS

DENVER

Rushing	ATT	YDS	AVG	LG	TD			
M. Anderson	15	40	2.7	13	0			
Passing	ATT	CMP	YDS	SK/YD	TD	LG	IN	RT
G. Frerotte	28	13	124	4/34	0	24	1	44.3
Receiving	NO	YDS	AVG	LG	TD			
E. McCaffrey	8	75	9.4	16	0			

BALTIMORE

Rushing	ATT	YDS	AVG	LG	TD			
Ja. Lewis	30	110	3.7	27	2			
Passing	ATT	CMP	YDS	SK/YD	TD	LG	IN	RT
T. Dilfer	14	9	130	2/12	1	58	0	118.2
Receiving	NO	YDS	AVG	LG	TD			
Q. Imail	4	35	8.8	15	0			

2K10: QUOTH



THE RAVENS

“I said that our goal is to be one of the elite teams. Realistically, our goal is to try and be in the top 12 that gets you into the playoffs. Right now, if John [Harbaugh] retired, his winning percentage would be up there in history as one of the best ever. John said in his press conference after the [playoff loss at Pittsburgh] that night, ‘You can only aspire to be great.’ You aspire to be great, and you can only give it a shot. And we got to the final eight, three years in a row. And that is the cream of the NFL, and only one of those eight teams is going to go on a three-game winning streak at that point. I want to be in that eight every year. Is it realistic? No. It really isn’t. It’s not realistic, but we’re going to keep on trying, because that’s our goal as a partnership here, is to try and give us a chance every year.”

- Ravens owner Steve Bisciotti on the Ravens’ successful three-year playoff run

Head coach John Harbaugh on the Ravens’ identity:

“I will say this about our identity, and I think it’s been established: We want to be a physical football team, a fundamentally-sound football team and rough and tough in everything we do. So if you’re talking about offense, if you’re throwing the ball, it doesn’t mean you’re not physical and you’re not disciplined and you’re not smart and all those things. You try to find that in all areas. That’s our identity.”

The Sporting News’ Vinny Iyer on Ravens executive vice president/general manager Ozzie Newsome:

“Like Ray Lewis, the Ravens’ general manager has been a consistent presence for more than a decade. Newsome has a knack for finding great talent and has proven capable of adapting, able to acquire the right players to fit changing schemes on both sides of the ball. ... As long as they have Newsome in the front office, the Ravens will be in the Super Bowl mix.”

FoxSports.com’s Adam Schein on Baltimore’s scouting department led by GM Ozzie Newsome:

“Three guarantees in life: Death, taxes and the Ravens ruling the draft. General manager Ozzie Newsome, player personnel director Eric DeCosta and a great scouting department comprise a front office that always seems to be three steps ahead.”

Sports Illustrated’s Don Banks on the Ravens’ potential of becoming a dominant NFL team and making strong playoff runs:

“The victory at Miami [in the 2008 postseason] got your attention. Upsetting the No. 1-ranked Titans [in the 2008 postseason] in Nashville was a stunner. But that utter domination of New England in Foxboro [in the 2009 Wild Card game], where the Ravens simply imposed their will on the vaunted Patriots all day long, that was the kind of win that told you something about how this Baltimore team was made. It’s tough, resilient and won’t shrink from playing a big game on the big stage because of the out-sized expectations that come along with it. ... They’ve learned how to win games under pressure late in the season, against any opponent, no matter where they’re played. Those type of skills usually come in very handy and steel a team during some future title run.”

Yahoo!Sports.com’s Michael Silver on ranking the Ravens’ Steve Bisciotti among the NFL’s top 10 owners:

“[Steve Bisciotti] has managed to create one of the 21st century’s more successful franchises while maintaining a killer tan and seemingly enjoying life. Bisciotti’s secret: Employing really smart people (president Dick Cass, general manager Ozzie Newsome) and empowering them to run a directed, philosophically consistent operation. Rather than getting bogged down by the Redskins’ obvious advantages in history, branding and marketing might, the Ravens have carved out a niche in the area that allows them to compete at the highest level.”

NFL Network analyst Bucky Brooks on head coach John Harbaugh:

“Harbaugh has guided the Ravens into the postseason in his first two years on the job, but his current squad might be the best unit that he has coached. They are balanced and explosive on offense, but still remain a team that is built on their menacing defense. With Harbaugh effectively pushing the right buttons to keep the Ravens motivated, they are a tough challenge for any opponent.”

Broncos CB Champ Bailey on playing the Ravens:

“Sure, they are physical, and they are one of the most physical teams in the league. But sometimes, their toughness overshadows the talent that they have. They aren’t just tough; they’re a good team. When you play them, you have to be ready.”

NFL Network’s Michael Lombardi on the Ravens being dangerous:

“They are much like the Patriots in terms of their overall toughness and how hard they come to play each week. The Ravens are not perfect, but they are hard to beat for 60 minutes. ... The Ravens can win in any style, which makes them unique and dangerous.”

CBSSportsLine.com’s Clark Judge on the Ravens’ abilities in 2010:

“I have a lot of faith in [the Ravens], because certain teams know themselves, and this is one of those ball clubs. And, they always seem to find a way to get in the playoffs, and I look at the team this year and go, ‘Wow, they’re not only going to get into the playoffs, they’re going to go deep.’”

NFL Network's Solomon Wilcotts on Lewis being the NFL's best LB: "Still at No. 1, after 14 years in the league, he's a poster boy for middle linebackers, the Godfather and still reigning champion, that's right – Ray Lewis. He can run, hit, cover [and is] a wicked tackler. He can wreck your game plan. The way 'Ray Ray' continues to defy age is superhuman. In fact, I'm starting to think that Lewis is the inspiration behind the Dos Equis 'Most Interesting Man.'"

LB Ray Lewis on leadership and maintaining the Ravens' high standard on defense:

"The coach's job is to give us the playbook and show us what you want to do. But my job is to evaluate my players and get the best out of them — what I know they can do. I think that's one of my greatest gifts — to be able to [help teammates] pull out of themselves what they thought they could never do. It's what I dedicate to the game, to help players around me. It's been that way from Day One around here — no matter who's the coach, no matter who's the coordinator."

CBSsports.com's Andy Benoit on the Ravens' defense:

"There's something about playing for the Ravens' defense that brings out the best in people. Subpar players become serviceable. Serviceable players become solid. Solid players become good, etc. ... The spotlight shines on these linebackers, but what has made the Baltimore defense dominant is the front line. The Ravens' front three dictates the action. Part of it is the technique these linemen are taught, and part of it is the sheer strength they possess."

Steelers QB Ben Roethlisberger on facing the Ravens' defense:

"It's always so hard, it's always tough sledding. Nothing ever comes easy against this defense or this team, because they are such a good football team fundamentally, instinctually. They've got some of the most — we were talking about it in our quarterback meetings — they've got a couple football players on defense that are maybe the most instinctual football players that I've ever seen play a football game."

New England head coach Bill Belichick on facing LB Ray Lewis and DT Haloti Ngata in the Ravens' defense:

"It's hard when you've got to block a guy like [Haloti Ngata] on the line of scrimmage, and then you have to get another player like [Ray] Lewis behind him. It's like when Pittsburgh had Mean Joe Greene and Jack Lambert. The sooner you got to Lambert, the more you left Greene. The more you hung on Greene, the more you freed up Lambert. [The Ravens have] a little different scheme, but that was always the problem in playing the Steelers: How do you get both guys? ... You're lucky if you can get one of them."

Indianapolis Colts C Jeff Saturday on ranking Ravens DT Haloti Ngata the NFL's best defensive tackle:

"If it's third-and-three... This is the guy that I wouldn't want to be facing if the game is on the line. I think Haloti could play free safety; he's got that kind of athletic ability. And when he lines up, he'll play off the ball somewhat and in a flex position. He will bring all 340 pounds to you. He's an absolute monster."

NFL Network's Brian Baldinger on S Ed Reed being consistently dangerous in the defensive backfield:

"Sometimes it's the plays Ed Reed doesn't have to make that make him one of the most feared players in the league. ... [Drew] Brees loves to throw when Marques Colston is covered, letting him go up and get the ball. But not against Reed. Brees, on two or three occasions, wanted to throw the ball left but wouldn't take the chance on that side of the field with Reed over the top. Brees couldn't be as aggressive as he wanted to be. There's the TV show 'Fear Factor,' and then there's a fear factor that good quarterbacks have with Reed."

GM & executive VP Ozzie Newsome on relying on QB Joe Flacco:

"When you look at top quarterbacks, like Ben Roethlisberger, [Tom] Brady, [Drew] Brees, they say, 'Get on my shoulders, we're going to win this game.' I saw it with [Bernie] Kosar. I saw it with [Brian] Sipe. Get on my shoulders, and let's win. That's what we're saying to Joe this year: 'Get on my shoulders and win.'"

QB Joe Flacco on expectations and pressure situations:

"Bottom line, it's on me. You guys [sports reporters] are going to put it on me. It falls on the quarterback. It's a team game. If I'm great, it doesn't mean that we're going to win. If the team's great, I can make us lose. It goes both ways. I can play great, and we win. I can play a crappy game, and we can win or lose. It's going to fall on me. But I'm ready for that. I want it to fall on me."

WR Anquan Boldin on playing with QB Joe Flacco:

"Probably out of all the quarterbacks I've played with, he has the most complete package out of them all. He's a smart guy, he has a gun, he can make any throw on the field, but his willingness to learn is what separates him from a lot of young guys."

QB Kurt Warner on the Ravens' addition of WR Anquan Boldin:

"Adding 'Q' is a great match for the whole Ravens football team, specifically to have somebody with Ray Lewis' intensity on the offensive side of the ball. 'Q' and Ray are very similar type guys on each side of the ball who have a huge impact inside the locker room with their competitiveness and drive, how they're going to try to push people to be the best. With his competitiveness and toughness as a leader, 'Q' is one of those guys when things aren't going well, he's the guy who's going to step up and make a play. He's the guy who wants the ball and the opportunity to get the team going. Now to be with a team that's right on the verge, he can help get the Ravens over the top."

USA Today's Jarrett Bell on RB Ray Rice and Baltimore's run attack:

"Ray Rice is the dynamic fuel injector of the offense. He is prone to punish defenses by exploding on big runs or by turning short passes into long-distance highlights. Willis McGahee is an efficient complementary force, and fullback Le'Ron McClain can tote the ball effectively when called. For all the emphasis on growing the passing game, the Ravens' deep rushing attack is as good as any."

NFL.com's Vic Carucci on the Ravens' offensive versatility:

"Quarterback Joe Flacco is a rising, young talent who should make major strides now that the Ravens have added a pair of dynamic wide receivers -- Anquan Boldin and Donte' Stallworth. After getting by with one game-breaking threat, Derrick Mason, the Ravens might very well have one of the deepest receiving corps in the league. They also have one of the NFL's best multi-purpose running backs in Ray Rice."

ESPN Monday Night Football analyst Jon Gruden on Ravens P Sam Koch, whose 39 punts inside the 20 ranked second the NFL:

"When you have a great defense like the Ravens have, starting a drive with 90 yards behind you is a huge advantage for you and very difficult for an offense. Sam Koch is a winning edge for this football team. John Harbaugh cut his teeth as a special teams coach, and he knows the importance of field position — especially with this defense."

The Baltimore Sun's Kevin Van Valkenburg on making an argument that K Billy Cundiff could be the Ravens' MVP:

"I don't know that I would agree with my own argument — if I wasn't trying to be a contrarian, I think I'd actually argue Haloti Ngata, Joe Flacco or Anquan Boldin — but the fact that Cundiff is even in the discussion is remarkable. It's just such a weapon to have a guy who booms two out of every three kicks into the end zone and doesn't flinch when asked to nail a 49-yard field goal."



RAVENS SEASON-ENDING PRESS CONFERENCE

**OWNER STEVE BISCOTTI, PRESIDENT DICK CASS,
GENERAL MANAGER/EXECUTIVE VICE PRESIDENT OZZIE NEWSOME AND HEAD COACH JOHN HARBAUGH**

Do you and the other individual owners have a specific role in the CBA negotiations?

(STEVE BISCOTTI) "I really don't have a role, and I'm not with the negotiating group of owners. We've had a couple meetings recently. We're being updated on progress potentials and opportunities, and I was in Atlanta Tuesday and got briefed. So, I think we've got another one in a few weeks, and we'll continue to get briefed by the negotiating group that's working with the union reps."

Is getting a big, deep-threat wide receiver a goal for this offseason?

(OZZIE NEWSOME) "Well, we're going to try to improve every position. More than likely, yes, some [are] a lot tougher than others. But, as we proceed, we will have a full-blown personnel meeting within the next two weeks, and I think that'll set the tone for what the offseason will offer us. And if there's an opportunity for us to get a receiver that fits the mold that you just described – if he's there and he's available for us – then I'm sure we'll be happy to have him in Baltimore. I will say that – you may not have seen it – but James Hardy is a guy that was a second-round pick with the Buffalo Bills that we've signed as a reserve/future [contract]. And we think – he's coming off an ACL that he had in his first year – but we think he's a guy that has the opportunity to become a good player in this league, and maybe he can do that here in Baltimore."

Can you address the concerns that the fans have had over Cam Cameron and the offense, and have you seen the improvements over the year that you expected from QB Joe Flacco in his third season?

(BISCOTTI) "I'll start. You know, this is a game of statistics, and we looked at them all. And I think last year I told you that Joe had improved from Year One to Year Two, and I'd like... If he stayed on pace, he'd hit 4,000 yards or something. And I think the yardage was about identical, so that's the only one I guess that didn't have a significant jump. I think his completion percentage is about the same, which is a good completion percentage; we could live with that for the rest of our life, in the 63 [percent] range or something like that. His quarterback rating is up, his touchdowns are up, [and] his interceptions are down. So, clearly he improved, and I'm still very happy to have Joe Flacco as our quarterback. After what Baltimore has been through since 1996, I think we're in pretty good shape. And I did also talk about Joe's commitment to being better, and we saw all of that and more. So, I think he's where we want him to be. Does he have holes in his game? Yeah. We all do. We all have holes in our game, and our job in the offseason is to shore them up in every capacity. But, I know that there's been a lot of heat on Cam [Cameron], and I talked with John [Harbaugh], I guess, [for] four hours over the three days, the last few days. Probably two hours one time, an hour and an hour in three straight days, and a lot of it was directed at the offense. And John's feeling is that we like Cam under fire as our offensive coordinator next year. Sometimes it's easier to replace them, and the fans, their frustration can't lead us to offer somebody up for sacrifice for the things that went wrong, because I have a litany of examples of our defense letting us down, too, that caused a lot of these things. And I'll speak specifically to the Atlanta game, when [Flacco] came back on the road and drove through two touchdown passes and scored 14 points in the fourth quarter against a very good team, and the defense gave up a touchdown in the last 65 seconds. So, if you want to go through things, every position group had a failure, every coach had a failure, and it all added up to 13 wins and five losses. So, the fans legitimately can be frustrated, and the frustration level is higher the better we get. And we knew that going in, but when John came in three years ago, it was to make this team better, and I think he has. And with that comes increased scrutiny, but that comes because of past success. So, it comes with the territory and we're willing to accept it."

(NEWSOME) "As far as Joe goes, I get the opportunity to see Joe grow more in the intangible aspect: around the building, around the players, on the practice field, the way he carries himself. And I think I've seen significant improvement in all those areas, and I think the improvement in those areas helped him to become more productive on the field on Sundays. So, I think he will continue to improve. I think he's getting comfortable being the Baltimore Ravens' quarterback, and I think he enjoys being the Baltimore Ravens' quarterback. As far as the offense is concerned, I'm probably the one guy that gets the opportunity to scrimmage with John on a daily basis, on all aspects of the coaching and what happens on Sunday. I'm his sounding board, I'm his person that he trusts to be able to say tough things to him, and I'm onboard with John and his decision. But I'm also onboard with the process that John is going to undertake to make us better. Having the opportunity to sit with him – and [for] him to outline how we're going to become a better football team and not be as disappointed as we were this year – I'm on board with that. And I think based on past experiences, the track that he's taking will lead us to more success."

Do you look at 13 wins and a second-round playoff appearance as a success, or do you look at it as disappointing in that you didn't get further?



(BISCIOTTI) "I'm proud of the success; I'm frustrated with the loss. This whole Super Bowl-or-bust mentality that we kind of had, and [the media] promoted, and our fans believed in, and we knew... Last year, I said that our goal is to be one of the elite teams. Realistically, our goal is to try and be in the top 12 that gets you into the playoffs. Right now, if John retired, his winning percentage would be up there in history as one of the best ever. So, am I happy that we achieved a chance, a crack [at a Super Bowl]? John said in his conference after the game that night, 10 minutes after the game, 'You can only aspire to be great.' You aspire to be great, and you can only give it a shot. And we got to the final eight, three years in a row. And that is the cream of the NFL – that gets to the final eight – and only one of those eight teams are going to go on a three-game winning streak at that point. The other seven great teams can't win three in a row. And in the regular season, I would assume that all eight of those teams won three, or five, or seven or nine in a row. Statistically, only one of them can go on a three-game winning streak, and that's the one that's going to be crowned Super Bowl champ. I want to be in that eight every year. Is it realistic? No. It really isn't. It's not realistic, but we're going to keep on trying, because that's our goal as a partnership here, is to try and give us a chance every year."

Do you plan on raising ticket prices in 2011, and do you have a plan in place for ticket money if the schedule is altered next season?

(DICK CASS) "We are not going to raise ticket prices this year. You're right, [in that] we do look at ticket price increases every other year. We looked at it this year and decided it's not a good time to raise ticket prices, so ticket prices are remaining the same. We will send out invoices for season tickets in the next week or so, and we'll announce our plan in there on refunding money in the event any games are cancelled this year. One thing we are going to do is, we'll pay interest on money if we do have games cancelled. And we're not going to try to finance any work stoppage with the money we get from season ticket holders. We will hold that separate. That's our plan."

Is there a thought to why you will not raise ticket prices?

(CASS) "One factor was the uncertainty over labor, for sure. And then we looked around the league, and there weren't a lot of teams raising ticket prices this year. So, that was another factor. We always look and see what other teams are doing and what they've done this year as well. I mean, we were fortunate... Our fans have been tremendous for us. When you look around the league, I think this year season ticket sales were all 5-percent around the league, and we were solid again. So, we're just grateful for the support we've gotten – we really are."

The Sun would like to know, Steve, how you felt when John told a radio caller that "if he wasn't proud of the team, he can find another one to root for."

(BISCIOTTI) "I know John. Really, it didn't faze me. We can take all the criticism in the world, but when you start – like I brought up 10 minutes ago – if your solution is to whack our partners, that's what John got frustrated with. That's really, that was the crux of it; fire [defensive line coach] Clarence [Brooks], I think, wasn't it? That's not a solution, per se. You don't take out your frustrations... Good organizations don't respond that way. And our goal more than anything is to be a quality organization. And it takes time, and you have to be patient, and you have to work with them, and there's time to address those things. So, I've seen John lose his temper before. Maybe it's the first time he's lost it on the radio, but he's lost it on me a few times. He's a fiery guy; I am too. And sometimes I call Oz and vent to him, and Ozzie thanks me for venting to him, because he doesn't want me calling John and doing the same thing. So, we've got a process here: If I'm mad, I call Ozzie first and dump on him. *(laughter)* So, I'm very comfortable with John. If that's his biggest regret or his biggest mistake in three years, then we've got a great, bright future together."

Do you get the sense that Flacco is the quarterback the franchise will build around for 10 years or so to come?

(BISCIOTTI) "We already addressed Joe. Yeah, I do believe that. I don't think that there's anybody in the world, I don't think that there's anybody in Baltimore – well there are, because I've read some of the comments, so I can't say nobody... We think Joe has the ability to be one of the top quarterbacks in the league, and we've got to do what we can do to help him get there. It's fluid, it's ongoing, and it's constant, and his star is rising. You can par stats to make any point that you want. So, I can tell you that he's got better numbers than [Falcons QB] Matt Ryan in the playoffs, and you can tell me that Matt Ryan's got something better than he does. We have three elite quarterbacks in this league, and everybody knows who they are. And if Pittsburgh finds their way to another trophy, then that will be, I guess, seven – three New England, one Colts and three Pittsburgh – since we won. That's seven out of 10, or something like that? Is Joe ever going to be in that conversation? We think so. We hope so. We're going to work to get him there. It might take killing off Peyton [Manning] or something like that to accelerate that process, *(laughter)* but we believe that sooner or later [he'll be there]. If we didn't, we'd cut bait. We're not cutting bait with Joe; we have high hopes for him."

Your thoughts on the tough decision to let John Matsko go as offensive line coach and Andy Moeller being promoted?

(JOHN HARBAUGH) "Tough decision with John. John is a good man and a good coach. We felt like a change there would give us a chance to get better. I know John understands that, and he'll be coaching real quickly in this league. We appreciate what he did for



us, no doubt about it, and he's a good friend. Andy Moeller, I'm excited about that. I know the players are excited about it. Andy is a young and upcoming coach. He's a fiery coach, a very smart guy. The players really like him. The players are excited about it. I think it gives us a chance to get better. So, I think it makes us a better football team."

The Steelers are obviously the biggest obstacle for this team. Your thoughts on getting past them?

(BISCIOTTI) "We're close. We're close. They are what you all said they are, somebody wrote, right? [They are] the 'gold standard.' We're trying. We're trying to be there, and we're close. They don't take us lightly. So, we've got their attention. They make the extra play. That's what championship teams do. We're not there yet. They are. They have that confidence. They have those two Super Bowl trophies in the last five years, so they have the confidence. Does confidence beget success? Yeah, it does in a lot of situations. They're there, we're not. We've got to get there. When we get there, we're going to be more confident. So yeah, I think we're close. Ben Roethlisberger is one of those elite guys; he makes those plays."

Can you give us one or two specific reasons why the offense underperformed at times this year?

(HARBAUGH) "I probably commented on this more than anybody, and I hold true. You say you want one or two specific things, but that's not fair. There are a lot of things that come up. But, the thing that I'm focusing on and the process that we have going forward – along with Ozzie and Steve and Dick and really all of our coaches – is to make everything better. But, we need to run the ball better. If we run the ball better and we're more physical, that opens a lot of possibilities from the passing game, play-calling, [and] gives guys a chance to make plays across the board. So, if I was going to say one thing, I'd say that would be the No. 1 thing we need to focus on going forward."

(NEWSOME) "From my perspective, and anytime you talk to a personnel guy, it's always about: 'We're going to get better players.' If I provide John with better players, his coaches with better players, then we'll do better on Sundays. So, we can get better players."

Can Steve comment on that, too, please?

(BISCIOTTI) "No. No. No better than they did."

Do you have a timeline for a contract extension with John, and knowing how competitive John is, will Jim's contract with the 49ers figure in to that?

(BISCIOTTI) "He's squeezing my leg right now; you guys can't see it. *(laughter)* John is going to get his contract extension. Dick has been working on it for the last couple weeks, and I'm sure it will take another week or two because he's a tough guy to bargain with."

(HARBAUGH) "Squeezing his leg? My hand is not in his pocket." *(laughter)*

(BISCIOTTI) "He'll get his extension. We're pretty happy with him."

Do you think you'll be able to re-sign DT Haloti Ngata before the potential work stoppage, and how much does the uncertain CBA factor into that decision?

(NEWSOME) "I know John has said this – going back to the last owner's meeting in March – that Haloti is a priority, and he is a priority. That's not just John saying it; that's Steve saying it, that's Ozzie saying it, that's Dick saying it. But, there are some issues that we have going forward based on an uncapped year with the potential of going to a capped year that could create some problems in getting a deal done before a work stoppage. But, I don't think – other than maybe preparing for the draft – there is any other thing that has the most importance to me than to bring a player [back] like Haloti – get him under contract. And, history within this organization proves that we will do that. When you go to Ray [Lewis] to Jonathan [Ogden] to Ed [Reed], we've always demonstrated our abilities that players that perform well get the opportunity to play here for a long time."

How does the labor uncertainty change your offseason strategy? Does it change the offseason strategy? Do you have to come up with contingency plans based on what the possibilities are?

(NEWSOME) "Dick and I and Pat [Moriarty, vice president of football administration], now that the season is over, with John and with Steve... We've been talking about this for at least the last three months, what can happen, what may not happen, and how we are going to do to prepare ourselves for it. But, the No. 1 thing – and I think John spoke about it in his press conference – is this is the first time that if there is a work stoppage that the draft could be held before free agency. There are a lot of people that have been in this league for a long time [that] have wanted that to happen, [to] get the opportunity to get into the college pool and see what you can get out of that, and then get into free agency. So, with that being in mind, we will concentrate on the draft. [We] just got back from the East-West [Shrine] game. We'll be heading down to the Senior Bowl. [Then we've] got the Combine. So, that'll be



our main focus this offseason, as well as working on Baltimore Ravens. That's always the key. You always have to start with your own team first, how we can get those guys better. We can add additional players, but when players get better from year to year, it helps you out."

Under the personal conduct policy, the way that you guys like to operate, do you guys have any problems with Andy Moeller's situation where he has had three arrests in under four years related to alcohol?

(BISCIOTTI) "Yeah, we're very concerned. All we can do at this stage is see how Andy responds to this. He's taking the right steps. Obviously, it's a very personal issue. I don't think there is anybody in this room who hasn't been affected by alcohol. That's not a character trait; that's a disease, that's a problem. As long as he is doing what he is expected to do, then he has our support, the caveat being that it's his last chance, and he knows that. I don't think he would mind me saying that. He's either going to get it under control, or he's going to spend a lifetime in misery like other people that are affected by that. So, we're behind him as long as he earns that trust and continues to earn that trust. But, he knows he's one step away from not being a Raven, and then probably not being in the NFL at all."

(CASS) "I have nothing to add. I think that's good."

Ozzie said that he was comfortable with your outline. What's in your outline?

(HARBAUGH) "There's a process to trying to improve ourselves, really, in all three phases. But I think he's referring to the offensive side of the ball, and it's already begun. Cam and I have had extensive meetings. I've had a chance to talk with players. I've had a chance to talk with coaches, every one of our offensive coaches, and I think the way it starts is you listen. I've had a chance to listen to these guys. You know what? It's amazing the amount of information and input you get from guys when you ask. And we've got some great people that want to get better. So, that's where it started. We'll go to the Senior Bowl this next week. That has to do with the Draft, and then next Monday, we'll start meeting. I'll be involved with that along with the offensive coaches, and we'll rebuild the offense from the ground up. But, I don't want to give you the impression that I'm going to do it. Cam drives that, and the offensive coaches drive that. We've got some, I think, some really smart, some really good coaches. We've got to go back and take a look at what we do and how we do it and how we tie our players into it and how we communicate it and if we're all on the same page. You take a look at everything, and really, you do that with every phase. You do it defensively. We'll do it special teams-wise. But, probably the first time this year, I'll have a chance to be involved with it on the offensive side from the get-go, and we're excited about that."

What are the biggest issues in collective bargaining that are most concerning to you, and what will your public statements be to the fans?

(BISCIOTTI) "It doesn't do me any good to be a pessimist. I understand labor management relations; I took courses in college. I get it. My business wasn't union-based, so this is my first exposure to it. We've got some work to do, there's no doubt about it. I am very limited in what I can say. I want to keep my money. *(laughter)* [Commissioner] Roger [Goodell] wants to take my money. I really do have to be careful with what I say, but it doesn't do me any good not to be optimistic. I know how intelligent and committed our group that's representing our side... I know how intelligent they are. I know how committed they are to getting a deal done. We've got someone – Domonique Foxworth – here, who I think if any of you know how intelligent he is, and he's just one of the many guys on their side. So, I just have to have hope that a bunch of smart people on both sides of this argument are going to get it done. So, I really have high hopes. I still believe that we're going to have a full season next year."

Should fans have high hopes?

(BISCIOTTI) "Yeah, I think so. Again, but as I've learned, not everybody is an optimist."

What makes you optimistic?

(BISCIOTTI) "Because when the season is over, I think the rhetoric will actually die down. I think that when we start worrying about college basketball and opening day with the Orioles and these guys are sitting in their meetings, I don't think it's going to be front and center. I don't think it's going to be front-page news, and I think the quicker we get there, the quicker we're going to make progress. So, I think that everybody should just hold out hope that we're going to get things done, and I'm confident that we will."

With incredible financial success, what do you say to fans in this time now where the NFL is doing so well while it is a struggle for so many people?

(BISCIOTTI) "What I say to them is... If your business gave you a 50-percent raise and you and your wife started spending 60-percent more money, you're not going to be better off. Everybody keeps talking about the health of the league because they keep seeing the



revenues go up. They don't know that expenses are rising at a higher rate than those revenues. We've got to get that right. We've got to get that in check. We have, what, 61 players, and right now the players get 60 percent, give or take, whatever the numbers that you want to do, and you can argue what they are, really, after deductions and everything else. But, what you all know that the average fan doesn't – because you get to know these people – is we've got 140 employees, not counting the players, not counting the 61 players. So, when you talk about the labor being 60 percent, what is not clear is that labor is more like 80 percent here by the time you pay the other 140 employees. And, I think you'd be hard pressed to find any other industry that has labor costs of 80 percent. It just doesn't happen. The health of the league, by definition, by your definition, is the revenues keep going up. But, if expenses keep rising at a higher percentage... If you were a public company, your stock would be going backward, and that's what we're trying to protect against."

Are you surprised that the passing game underperformed after all of the additions made in the offseason? How can you get it to be more productive?

(NEWSOME) "The process starts in March – would start in March if there is not a lockout or work stoppage – where the coaches, with the personnel that they have, they start to prepare themselves for the season. If you think back to March, it was Derrick [Mason], Mark Clayton, Anquan [Boldin] and Donte' [Stallworth]. So you build a profile off of that, along with a Todd Heap. Then, you go through a draft and you end up picking up two really athletic tight ends, and you [say], 'We need to add those guys to the mix.' So, that changes your profile a little bit. But then you get into training camp, and you add a [T.J.] Houshmandzadeh. I think if we would have had all the pieces in place – and that goes back to being on me – at the beginning of March, then the success of all of those guys would have been increased. But, as we added them as time came along, all of a sudden, Joe [Flacco] has got five days to get accustomed to throwing to Houshmandzadeh and get ready for a game. That's not easy to do. That's not easy to do. So, if you can build continuity starting at the beginning of the offseason and build it all the way through, I think the production is there. That is the way I look at it, and that's why I can take some of the blame, because if all the pieces were there in March, then I think the production would have been there throughout the whole season. But, we gained pieces as we went along."

(HARBAUGH) "From a coaching perspective, I'd probably take the other view. I appreciate Ozzie saying that, but I think you add players when you can, how you can, any way you can. And as coaches, you plug them in and you make them a part of things as fast as you can, and that's what you try to do. My response would be all the things that we've talked about all year. The running game is part of the passing game, and the passing game is part of the running game. I don't think we were as good in any area as we should've been. Our offensive line wasn't as good as it should've been. [That also goes for] our quarterback, our tight ends, our wide receivers. And I look at it as being on us as coaches. That's something that we've got to do a better job of moving the football and scoring points. I'd say the same thing about our defense, and I'd say the same thing about our special teams. That's how you look at it as a coach. But, it's more dramatic on offense; we all saw it. There were games that we should've won, that if we could just finish out games, or if we would've scored more points, or if we hadn't turned the ball over [we would have won]. We did a great job of not turning the ball over really all year, and then we get into that final game, [and] we've got an opportunity with a 21-7 lead in the third quarter to put a team away, and we basically turn the... We do turn the ball over three times in our own end, and basically hand them the game. There were times on defense, as Steve pointed out, that it was the other way, too. So, all of our guys take responsibility, but I'm just going to tell you that we've got to do a better job coaching. We've got to do a better job of finding ways to put those guys in position to make plays, and it's in the run game, it's in the pass game, it's all of it."

There is a report that links LB Ray Lewis to an alleged human growth hormone supplement provider. What is the team's policy on players taking outside supplements? Do you anticipate having a conversation with Lewis about this?

(NEWSOME) "No. 1, I think we probably, in professional sports, have the best [drug] testing of all the four major sports. Our testing for performance enhancers goes year-round [and] they're random. So, if there's anything that any of our players are taking, then they will be found out about because they will test positive for it, and there would be a suspension. That being said, if there is a product that he's taking, and he's passing the tests, then I can't explain that one. That's up to our league and the testing that we go through. Now, Ray is one person that I think, of the four of us, that we all can talk to, and he'll explain any and everything to us about what he's doing, why he's doing it. So, if need be, we'll have that conversation. But I trust – and I know because five times a week I walk into this building and people are here to test our guys – that nobody is getting away with anything."

(Reporter says that the NFL does not test for the human growth hormone.)

(CASS) "I've read the report, but we haven't had a chance to really follow up and see what's behind it. I did see the newspaper story, so we'll obviously look into it. It's really hard to comment when we haven't really talked to Ray and really don't know the facts yet."

Does the team have a policy about supplement providers outside of the organization?



(CASS) "There is a league-wide policy."

Are you satisfied with the amount of pressure the defense got on opposing QBs? Do you think increasing the amount of pressure is personnel- or scheme-related?

(NEWSOME) "I read today – and I'm not as big a stat guy as my boss is – but, this was the least amount of sacks that we've had, and yet it was probably one of the most productive years that [Terrell] Suggs had. So, that one caught me off guard a little bit. But, I see pressure [as]: Is the quarterback getting the ball out of his hands? Is the quarterback getting hit? Those errant passes that are thrown into the secondary that Ed [Reed] ends up intercepting and taking back – or whatever he does with it once he gets it (*laughter*) – that's pressure to me. Pressure all the time [doesn't] mean that you're getting sacks. It's how you're affecting the quarterback. I thought we did a good job of affecting the quarterback this year. Going forward, are we going to continue to try to bring in some other people that can get to the passer? Having Suggs to have a companion, to go along with him as we did with Peter [Boulware] and Suggs? That will be very helpful for the organization, and it's something that we'll look into as we move forward."

Are you satisfied with the schemes used to get pressure?

(NEWSOME) "John and I... He probably gets tired of me because that's what I do – I watch his tape all the time, I watch practice. I enjoy that aspect of the game. Scheme-wise is, Suggs, at some point, has got to beat Joe Thomas. He's got to beat [Andrew] Whitworth. He's got to beat Max Starks or Trai Essex. All the schemes in the world, at some point, one guy has got to beat the other guy; that's what it comes down to. If we get enough good players where if we go up against whoever we play in our division, and they can get in a one-on-one situation and win, we'll have more pressure."

How is the Ravens organization handling the work stoppage with the staff and coaches?

(CASS) "We're not laying anybody off. We made that decision a long time ago; we announced it to all of our employees. So, we are not laying off our employees. On the coaching side, we discussed this issue with the coaches a year ago now, entered into contracts for this upcoming season, the 2011 season, and we have provisions in the contract that in the event of a work stoppage, they might receive a pay reduction depending on how many games we play during the regular season. So, there might be initial... If there is initial pay reduction, they can earn it all back if we have a full season. That's how we're going to address it."

If there is a work stoppage, how will the team be affected by not having OTAs? How confident are you that you can re-sign the unrestricted free agents if there is a work stoppage?

(NEWSOME) "I think the group that could get hurt the most by the work stoppage is last year's draft class on all 32 teams, because this is where they get the opportunity – would have had the opportunity – to start from March to go all the way to Game 1 to work with coaches, work with strength coaches and get themselves better and become better football players. So, that draft class could not be as good as it could potentially be if there is a work stoppage. You were saying we've got 17 unrestricted free agents? Based on the 2010 rules, we don't have that many. We're still working under the 2010 rules. Up until that changes, I think we've got [seven], maybe, UFAs that we'll be dealing with going forward."

(HARBAUGH) "As far as the way it affects us, it affects us the same way as it affects every other team. So, the challenge for us is to put some plans in place to be better than the other 31 teams, or to try to, and come out ahead when we start playing games and be the best team we can be. As coaches and across the board, we're going to try to find a way to do that. It'll be challenging because it will be different."

If the committee told you that you had to decide on one point that the owners could win on, what would it be?

(BISCIOTTI) "They wouldn't be that foolish to give me that. (*laughter*) I'd take all the money and then I'd concede everything else. It's just too broad. Obviously, like I said, the revenue split is not working for the owners, and that would be the major thing that would cure all the other ills. No doubt about it."

Are we at a point where being a "young quarterback" is no longer a rationalization for Joe Flacco?

(NEWSOME) "To answer that question, I think when we were at the Senior Bowl, Cam [Cameron] thought Joe had played 47 games, and now you add another 17-21 to that, or whatever that math is. Another full season, so four other preseason games and two other playoff games would add to that 47, whatever that number is. (*Bisciotti says, "37."*) Thirty-seven, OK. No, he's not a young quarterback. He is in his third year. He's not performing like a first-year quarterback in my estimation. He is not performing like a first-year quarterback. What I have been able to see over the past three years is a guy that can make all the throws, a guy that has poise, a guy that has command of his offense. But, I also [see] a guy that can be inconsistent, not get it done at times. It's upon all of us to take him to the next level. What that next level is, I don't know. But, he's got to be a better quarterback in 2011 than he was in 2010. And I think that's all I would ask him: Be better than you were last year. I think Joe will be willing to do that."



(HARBAUGH) "I agree with that. I think that's spot-on."

Bisciotti's closing statement:

"In closing, really for the fans: We do this for a living; you do that for a living, and they support us. I know the vitriol is tough for us to take, but we hear you. Most of your complaints are valid and legitimate. Maybe the Saints didn't have a lot after they won last year. It's like you just hope that things hold on. You hope you make mistakes at least important times. I just want the fans to know that though we don't give you 100-percent result, we do give you 100-percent effort. I'm proud of these guys. But, you're not wrong. I came home from Atlanta from the NFL meetings, and I got on the Internet, and it took me about a half-hour to read what you all were saying and what the fans were agreeing with you about. I don't have much argument. There are a lot of things that you all are pretty accurate [about] when it comes to assessing the team, and so are our fans. They're committed, they're knowledgeable, and right now, they're really frustrated. But, we're trying to put a good product on the field for you, and it requires all the employees here that give their heart and soul to it. Like I said, I read for a half-an-hour, and this is what I came up with your recommendations:

- "Re-sign Ngata, [Marc] Bulger, [Josh] Wilson, [Sam] Koch, [Billy] Cundiff, [Le'Ron] McClain, [Marshal] Yanda, [Chris] Carr and T.J. [Houshmandzadeh]
- Change the offense
- Sign or draft a big left tackle and fast wide receivers
- Add a big shutdown corner and a dominant edge rusher
- Get faster players
- Get smarter players
- Get more veterans, but get younger
- Fire Ozzie, Cam, [Greg] Mattison and Flacco
- Don't be a tool, Bisciotti, or 'Bis-cot-ee,' as they said
- Get a deal done with the union
- And finally, don't be a mettlesome owner (*laughter*)

"I promise you we'll get as many of those things done in the offseason as we can."



HEAD COACH JOHN HARBAUGH MONDAY PRESS CONFERENCE

Opening statement: “Welcome, good to see everybody. Sorry we’re a little late. Obviously it’s a tough, but an important day in the National Football League. I think certainly the toughest meeting that you have for 31 teams in this league is the last meeting. There’s one team that gets to have a joyous last meeting. But some good things were said. We’ve got some great men on this team and on this coaching staff. [We] had a chance to share some things back and forth about a lot of things that are going on, and Ray [Lewis] got up and said some things in his way, and he’s amazing in every way. He just said some great things and put some things in perspective, which I think we all appreciated; I know I did. And I had a chance to share with them some thoughts on where we’ve been and where we’re going, and I think our guys get it. And they walk out of here with their head held high, as it should be.”

Do you feel paralyzed going into this offseason not knowing what to expect with regards to the C.B.A.? “Yeah, you know, I don’t know. It’s very uncertain. I’m not sure how it’s going to all work in some ways, but there are some rules in place; there is a process in place for dealing with all those things. We’ll have a process in terms of how we go about evaluating our players, how we go about looking at our free agent situation, and I think I can say with a lot of confidence; we’re going to try to get as many of these guys back as we possibly can, because we like our players. And the interesting thing is, talking to the guys today, all the guys I talked to – and I think everybody’s got their own situation – but for the vast majority of guys, they really, really want to be here. They really want to be a part of this team. I think they know where we’re going, they understand how great this organization is, [and] I think they understand what we stand for as a football team, and they want to be a part of it. And so, I come out of some of these meetings really encouraged.”

Do you expect to retain your coaching staff, specifically offensive coordinator Cam Cameron? “I really like our coaching staff. I think we have a great, great coaching staff. And top to bottom, that includes all three coordinators, that includes every one of our position coaches; there’s not a guy that I’m disappointed in. We’re all going to look in the offseason as part of our process and say, ‘OK, what can we do better?’ You know, ‘How can we be a better head coach? How can we be better coordinators? How can we be better assistants? What scheme can we build next year that stays ahead of our rivals?’ And correct whatever issues we had this year, and you know, that’s an ebb and flow, because things change all the time. But, I like our guys. You asked about Cam specifically; Cam Cameron is our offensive coordinator. And that’s how we’re going forward, and we’re going to go to work.”

Have you had a chance to talk to S Ed Reed about his future? “I’m very impressed with and proud of Ed Reed; always have been, but even more so this year than ever. But I’ve seen him say publicly where he plans on playing for as long as he can, and he’s told me – I don’t think he’d mind me saying this – he wants to play football. Ed’s got a chance this offseason, I think, to be healthier than he’s ever been going into a season, because I don’t think he has anything major – that I’m aware of right now – any major injuries. He’s got some things he’s got to work through, but I think he’s going to have a full year of offseason conditioning, and he’s really excited about that. I don’t want to speak for him, he’ll have to tell you all that, but I think Ed’s going to have a great year next year.”

When you evaluate the offense from this year, what are your thoughts, and what gives you the confidence that they can take that next step and that Cam Cameron can be the guy to lead them? “I know all of our coaches. I know Cam is a tremendous coach, and I know what kind of man he is. And I know he’s a humble guy, like all of our guys. You look hard at yourself first, and then you make plans to try to get better. So, he’s the same guy that was the offensive coordinator three years ago, and everybody said we [surpassed] our expectations, and even last year, [too]. So, yeah, we had a tough year statistically, but we did win a lot of football games with that offense. But there are things we can do a lot better, and we will go to work on those things. So, we’re going to be OK.”

Is there one tangible thing with regards to playing the Pittsburgh Steelers that you’re missing that you would try to add this offseason? “I think that’s worth looking at. We’ll have to go through a process to determine that for sure before I’d say specifically. I mean, I’ve got some ideas in terms of how we play them, but I think we play them very well. We didn’t statistically play them very well on one side of the ball in this game – we had a bad third quarter – but you can’t turn the ball over. And I think the key with the Steelers is they do a great job of forcing errors and by taking advantage of those forced errors. And you can’t give them the game. And when we’ve won, we haven’t done that, and when we’ve lost, we’ve basically done that. I can’t say that they’ve outplayed us dramatically in any game, and I think we’ve outplayed them most of the time we’ve played them. Yet we’ve won two out of eight, because we’ve allowed them to make the plays that have turned the game. And we’re going to have to find a way to get that solved.”



Would you echo the statement made by many of the players that said Saturday's loss was one of the toughest in their careers?

"Yeah. You know, and I think the fact that it's the last game of the season... I felt that way about the last Steelers game, I think I said that. And this one probably even more so. I felt like we should have won this one, I felt like we should have won the last one, but we didn't. So, we've got to find a way to win these games, and you know, we need to win this division. And that's something that we've got to find a way to do."

Back to the previous question about what you need to do to beat the Steelers; is that an *intangible* quality that you're talking about that's the difference between the teams? "I think it has to do with the way they're built, and they've got some veteran guys that have been doing that for a long time. We've got some of that. If you look at a lot of the games we've won, it's been Ed Reed and Ray Lewis making those kind of plays. I think we'll continue to build that on the offensive side. They've probably got a little more on both sides of the ball right now. I mean their defense; they've got two outside linebackers and a safety that just come up with plays. And they've got a quarterback that creates plays. And I think that's where we're going. That's what we're trying to build, and we'll get there."

Now that the season is over, are you looking forward to getting your contract situation addressed and solidified? "I'm looking forward to a lot of things in the offseason. And I'm excited about being here. I really am grateful and appreciative to be the head coach of the Baltimore Ravens, and to be associated with Baltimore football. Now three years here, kind of soaking this in and being a part of this fan base is the most amazing thing I've ever seen in my life. And I love the Baltimore Ravens fans. And we're reaching out trying to get more. We're trying to take control of this whole area; you know, we'll take over Washington D.C. while we're at it, and head up into Pennsylvania and grab all those fans, then over to West Virginia and Virginia. Come on and be a Baltimore Ravens fan, because you know, this is an exciting organization and an exciting football team. We stand for class, character, men of integrity – all of those things that you guys want to make fun of me about – it's kind of real. It really is. And I think people out there see that, and I think they want to be associated with this organization. I can tell you I sure do, and I'm grateful to be here, and hopefully that can continue."

Have you sensed how disappointed the Baltimore community is following this loss? "Yeah, I really have. I feel the same way, and I know our players do. This was a tough meeting [today]. You could see it in their eyes. This was tough. Our guys are disappointed, frustrated. It was such a great opportunity, and we feel like we're good enough. We're good enough. I was in here this morning before 4 [a.m.] because I couldn't sleep, just going through the tape and watching and studying it. I was in here yesterday going through the tape and studying it again. I didn't really see the [other] two [Divisional] games because I was here. I think our fans need to know how important it is to everybody in this building. We're really disappointed. We know we had it right in the palm of our hand, and all we had to do was just do what we were capable of doing. But we didn't, and you can't get that back."

Do you feel like there is a chance that this locker room could look significantly different next year? "There's always a chance it could, but I don't think it will. I think these guys want to be here, and I think [executive vice president/general manager] Ozzie [Newsome] and [president] Dick [Cass] and [owner] Steve [Bisciotti] are committed to bringing as many of them back as we can. And I think we have the means to do it. We don't know what the salary cap is going to be exactly, but nobody does a better job than Dick Cass and Ozzie Newsome of putting those numbers together."

In terms of the other coaches, do you expect all of those guys back? "I can't speak for those guys so much. I'm hopeful that they will be back, but guys get opportunities and career things like that, and you never want to hold people back from opportunities. We'll just have to see how that goes. It's kind of hard to see down the road too far."

If you could make one good assessment of QB Joe Flacco and one thing he needs to work on, what would they be? "It's so hard because it's game-to-game and week-to-week. I think where Joe is going is... I think he is going to the place where he is going to be in games like that and take those games over. I'm very confident that that's where he is going to go. I mean here is a guy in his third year. There are many plays and many throws and many looks and things like that that he's going to look at that tape – even all through the season – and go, 'Gosh, I know I can do that so much better.' It just doesn't happen overnight. I think it's a process. I think in this league, if you want to win these games, and you want to take it to that level, you've got to play great defense, and you've got to make plays on offense. And Joe is going to be able to do that."

Are you disappointed you won't be heading to Hawaii with your coaching staff? "No. That would have been great. The Pro Bowl is great, but that was kind of out of our hands. I'd have rather been headed to Dallas with the coaching staff and players."



Does it make it sting even more that the AFC Championship could have been at home? “Yeah, absolutely. We talked about it. The opportunity to host that championship game was something our guys had talked about, and we wanted to try to get done. We weren’t able to hold up our end of it. I feel bad for our players, coaches, fans – especially the fans. That would have been a great, great thing, and we need to make that happen.”

What are you looking for from OLB Sergio Kindle in terms of his growth physically and emotionally? “First of all, I think it’s healing probably, the neurologist reports and those kinds of things making sure that it is safe for him to play. From what I hear, there’s a possibility of that. He’s doing very, very well, probably making progress faster than anticipated. Then, it’s just going to be a football growth thing, and obviously a maturity type of thing. But we’re going to give him every opportunity to do that and go through the spring here and see how he progresses. I can’t say it’s high hopes because he’s coming back from such a tough spot, but I think he’s got a chance.”

Even with his off-field incident, you guys are still committed to developing him as a player? “Yeah. At some point in time, there’s a balance to all these things. There’s nothing for us to gain by not giving him an opportunity to become a player. We’ve got a lot invested in him right now. I think he understands what he needs to do. We will see based on what he does, but he’s a good person. He’s got a good heart. He wants to do the right thing, and he’s got a chance to be a very good player, so we’ll do everything we can to see if we can make that happen.”

C Matt Birk and WR Derrick Mason could potentially retire. Can you imagine this offense without these two guys? “Have they said something about that?”
Reporter answers: “Yes.”

“They have? Possibly? OK. I think probably when guys... You talked about Matt Birk and Derrick Mason retiring. I’m sure when they get to this stage, guys always have to think about that every year. I’ll keep my fingers crossed that they don’t. I think we’re a better team with both those two guys, and my guess is they have a couple years left. It’ll be a family decision for them probably, but those are staples of our team right now. We can replace everybody, from the owner through the coach through the senior vice president of public relations. We’re all replaceable, and we would obviously move on if anybody decided not to play anymore, but I’m going to keep my fingers crossed for those two guys.”

So, no veteran player today said to you in your meeting that he was finished? “No, I’m not aware of that. No one said anything to me.”

FB Le’Ron McClain said he doubted he would return. He said if he did come back, he’d want to be more involved. Your thoughts on where Le’Ron could line up next year? “I don’t blame him. I think everybody wants to play and contribute. We’ve seen that with all our guys. I wouldn’t want a running back that doesn’t want the ball. I wouldn’t want a running back that doesn’t want to block or any player for that matter. I think they all feel that way, and Le’Ron is willing to do both. I think there’s a chance to a good chance he could be back. It probably depends on the market a little bit. But I could see a role for Le’Ron where he carries the ball more as we go forward. We’ll just have to see how that goes.”

Can you talk about the season that OLB Terrell Suggs had? Especially the last few weeks, it looked like he was playing at maybe the highest level of his career. “Terrell Suggs is one of the premier defensive players in the National Football League. I know that all of us out here – the coaches, the organization and the fans – were really hoping that that would happen, but Terrell knew it was going to happen. I think our coaches believed it was going to happen, and he made it happen this year. He’s a tremendous pass rusher, he’s great against the run, he’s a complete player on defense, and the thing that I’m really grateful for is the fact that he’s really becoming a leader on our defense. He is really growing into that role. He was a big part of the success of our defense from a leadership perspective.”

Going forward, what areas do you need to improve? Are there any specific types of players that you need? “I think all those are really valid conversations, and I think the fan base is going to have them, media is going to have them, and we’re going to have those same conversations in here. First, I’ll give you the padded answer. There’s no good player that we’re not going to be willing to add to our football team, but there’s a lot of good football players on this football team. So, I think you go through the process. The first thing is we try to hold as many guys together as we can, and we see where we’re at. Then, you see what players are available to add, whether it’s in free agency or the draft. The draft might be before free agency this year, so it might be an opportunity to go through the draft and take the best available player – which is what we really like to do anyway – and then augment whatever need we have



in free agency in the end. It might work out really well for us in that sense. I think everybody will have that debate. I don't really want to sit here and name positions, but we can become a better football team."

Why didn't the offense perform up to expectations this season? "I think there's a lot of reasons. We talked about expectations... As a matter of fact, I think you're the one who [asked] the expectations question in training camp. And what did I say? I said, 'Our expectation is to go out and have the very best practice that we could have, and ultimately, we want to win a championship.' I felt like we could win a championship this year with the team we had, and I think we could have. You can say offense, defense, special teams, [but] I'm just going to say our team wasn't as good as it needed to be. I guess the expectations maybe from yards and all that kind of stuff, points to somebody else. I will also say that we are going to be a top-notch offense in the National Football League. That's going to happen, and I probably said that at some point in time already. I think that we're closer than you might think, based on some of the stretches we've had. The bottom line, we've had bad stretches. We've had bad quarters, we've had bad halves, we haven't always finished games as well – offense, defense and special teams – but especially, probably on offense, so I respect your question. We can't let that happen. We've got to get better. We can run the ball better, we can throw the ball better, we can protect better, [and] we can protect the football better, especially in critical situations against good teams. We're going to find a way to get that done. We're going to find a way to be a top-rated offense, with the goal – and I think Cam [Cameron] says it very well: 'To be the winningest offense in the National Football League.' That's going to be our goal."

Do you think there will be games played in the 2011 season? "I don't know if I'm allowed to answer this or not, but I'm going to answer it anyway. All right, [Senior VP of Public/Community Relations] Kevin [Byrne]? (*Kevin answers, 'Yes.'*) I think there are going to be games played. I think the whole season – 16 games – will be played; I believe that. I think the players want to play, and I think the owners want to have football, and I know the coaches sitting right there in the middle want to coach; I can tell you that. What are we going to do? We want to coach ball. So, I wouldn't think anything else. I really do; I believe that they'll come to an agreement. I think that cooler heads will prevail. I think they both understand what's at stake. And, I'm just going to believe that's going to get done."

Would you give WR Plaxico Burress consideration if he is cleared by the league to play? "Sure, yeah. I don't know Plaxico Burress at all; I've never met him. But, we'd consider him. We'd consider anybody. It would just depend on where he's at. I'd like to find out what kind of a person he is and see where he's really at in his life."

Do you think a deal will get done to get K Billy Cundiff back next season? "I think it'll come together. I think Billy really wants to be here. I know we're in negotiations with him right now, along with other guys. I'll be very surprised if something doesn't get done with Billy Cundiff, and I'll be disappointed. But, I think it's going to happen."

How important is it to get a deal done with DT Haloti Ngata to bring him back next year? "It's really important. As we talked about last year at the owners' meeting, I believe Haloti Ngata will be a Raven for life. That's the goal. I know that Haloti wants that. He's told me that he wants to be here. I don't want to speak for him, again, but I think he wants to be here, and I believe the organization wants him here. He's a little trickier because of the restricted nature of his free agency right now and the lockout thing. It's priority No. 1 to have Haloti Ngata here."

Do you think T Michael Oher has a future at LT or could he be moved back to RT? "I think his future is at left tackle, but I could always see a situation where you could move anybody. Whatever's best for the team. The good thing about Michael is he really doesn't care. Michael just wants to get out there and play. He's one of the most just aggressive, committed, dedicated guys you're ever going to see. But he's got all of the talent to play left tackle, and I think he's going to be a great one wherever he plays."

Is the future of T Jared Gaither complicated with this team because of his health? "Jared was here at the meeting. I'm not giving up on Jared Gaither. I've got high hopes for Jared Gaither. We'll just have to see because his contract issue is out there, too. Hopefully, he can fulfill all of the things he's trying to fulfill in his career, because he wants to be a great player."

How does the process of you meeting with ownership and front office staff take place over the next couple of days? "Ozzie's [Newsome] going to spend a little time, I think, out there at the [East/West] Shrine Game. He'll be back, and he and I will spend at least a day going through everything. [Director of Player Personnel] Eric DeCosta, I'm sure, will be involved in that as we go forward. And Steve [Bisciotti] will come in later in the week, and we'll spend a lot of time with Steve going through those things, too. The great thing about this organization – and Dick [Cass], obviously, will be a big part of that – everybody, at every level, everybody gets involved. Kevin [Byrne] will be involved, our coordinators and coaches will be involved. So, it's pretty thorough."



Is your coaching staff for next year already determined, or can things change after the meetings with ownership? “Like I told you, I like the staff. I’m not going to sit here and say, ‘Things can’t change,’ because I don’t know what’s going to happen tomorrow. Nobody’s promised tomorrow. And that’s just being honest. I can’t stand up here and make promises and oaths, but I like our coaches, and I think we can have a great staff next year, and I’m confident in our guys.”

WR T.J. Houshmandzadeh said it was important for him to be a starter moving forward. Do you think that could happen here in the future? “I don’t know. We’ll have to see how that shakes out. I haven’t talked to him specifically about that, so that’s news. But, I really respect him. I think he’s a good man and a really good player, and I’d respect whatever he said there, and we’ll have to see if we can make that work.”

Do you feel like you got what you expected out of WR Donte’ Stallworth? “Donte’ was great. He’s a great teammate, and he just killed himself to be the very best player he could possibly be every single day. He worked very hard at it. It didn’t work out mainly because of the injury. I think he got out behind the ‘eight ball’ and was never really able to pull himself out of that injury situation and get into a rhythm this year. But, he’s going to be a good player going forward.”

WR David Reed said he is having surgery on his wrist. Are any other players planning on having surgery? “Off the top of my head, I can’t think of any. Maybe Kevin [Byrne] can help me with that. *(Byrne says, ‘I haven’t talked to “Tess” [VP of Medical Services/Head Certified Athletic Trainer Bill Tessendorf].’)*”

Is there a process where you have to tell the coordinators immediately whether they are staying next season or not? “Yeah, I think it’s a process that goes on every day throughout the course of the season, but especially here at the end of the season. Those guys know where they stand. I think I made it very clear to them where they stand. But, everybody’s got things that they’re figuring out right now, professionally. I’m hopeful that they’ll all be here, but I can’t speak for them. I think they know where they stand with me, and they stand in a good place.”

Is it tough as a head coach to map out the offseason with the uncertainty going into the 2011 season? “We love to get our calendar together, man, and get our practices organized, get our scripts all set up. We like to do that, and now we can’t do that. What I’m going to do now is we’ll make a plan as if we’re going to be back on time. And then, with Ozzie and the coaches, we’ll make a number of contingency plans for different dates when we think maybe things could start up and just go from there.”



BALTIMORE RAVENS

IN THE COMMUNITY • IN THE COMMUNITY • IN THE COMMUNITY • IN THE COMMUNITY • IN THE COMMUNITY

WWW.BALTIMORERAVENS.COM • 1 WINNING DRIVE OWINGS MILLS, MD 21117 PH: 410.701.4000 FAX: 410.701.4100

Volume 7
Number 20

COMMUNITY NEWS

January 2011

Ravens in Our Community 2010 Season Recap

Throughout the 2010 season, the Ravens' players, coaches, staff, mascot and cheerleaders served the Baltimore community and beyond through various events and programs.

Ravens Lifted Spirits Throughout the Season



The Ravens made various visits to area hospitals during the season. QB Joe Flacco (left) joined Ravens cheerleaders and mascot Poe to visit patients and staff at Union Memorial Hospital (Baltimore, Md.).

Also, the Ravens' defensive line purchased holiday gifts for a local children's hospital. DT Lamar Divens, NT Brandon McKinney and DE Cory Redding personally delivered the gifts.

Ravens Encouraged Physical Activity




WR T.J. Houshmandzadeh helps celebrate.

The Ravens hosted several events focused on encouraging youth to be active in conjunction with the NFL Play 60 campaign

for an active generation. Events included a football clinic for Hispanic Heritage Month (bottom right), Play 60 Challenge assemblies at four local elementary/middle schools (bottom left) and Ravens players leading youth through The Amazing Race - Ravens Style (above) at The Maryland Zoo in Baltimore for the United Way Hometown Huddle.

Ravens Supported Our Troops



(l-r) LB Paul Kruger, WR Anquan Boldin, LS Morgan Cox and Cundiff.

The Ravens continue to support our military. Several service men and women received complimentary tickets to preseason home games, players joined wounded warriors and Ravens cheerleaders to pack supplies for troops abroad (left) and K Billy Cundiff attended a re-enlistment ceremony at Fort Meade Army Base.



LB Brendon Ayanbadejo and FB Le'Ron McClain lead kids in activities.



Ravens Players Spread Holiday Cheer



LB Ray Lewis donates Thanksgiving baskets.

The Ravens were particularly active throughout the holidays. The week of Thanksgiving included six events and 18 players donating food, funds and time to feed 1,800 Baltimore-area families.

In December, nearly 20 Ravens players participated in holiday events to provide gifts and meals for more than 1,000 families and youth in need.



WR Derrick Mason sings Christmas carols.

For more information on Ravens in our Community, please call 410-701-4000 or visit www.BaltimoreRavens.com/community.



– TEAM INFORMATION –

- **Rosters**
- **Depth Chart**
- **Coaching Staff**
- **Pronunciation Guide**
- **How Built**
- **Participation Chart**
- **Game-By-Game Starters**
- **Transactions**



2010 BALTIMORE RAVENS ALPHABETICAL ROSTER

No.	Name	Pos.	Ht.	Wt.	Birthdate	Exp.	College	Hometown
51	Ayanbadejo, Brendon	LB	6-1	225	9/6/76	8	UCLA	Santa Cruz, CA
77	Birk, Matt	C	6-4	310	7/23/76	13	Harvard	St. Paul, MN
81	Boldin, Anquan	WR	6-1	223	10/3/80	8	Florida State	Pahokee, FL
10	Bulger, Marc	QB	6-3	208	4/5/77	10	West Virginia	Pittsburgh, PA
54	Burgess, Prescott	OLB	6-3	253	3/6/84	4	Michigan	Warren, OH
25	Carr, Chris	CB/RS	5-10	182	4/30/83	6	Boise State	Reno, NV
65	Chester, Chris	G/C	6-3	315	1/12/83	5	Oklahoma	Tustin, CA
62	Cody, Terrence	NT	6-4	349	6/28/88	R	Alabama	Fort Myers, FL
64	Cousins, Oniel	T	6-4	315	6/29/84	3	UTEP	Fullerton, CA
7	Cundiff, Billy	K	6-1	212	3/30/80	6	Drake	Harlan, IA
83	Dickson, Ed	TE	6-4	250	7/25/87	R	Oregon	Bellflower, CA
96	Divens, Lamar	DT	6-3	343	11/12/85	3	Tennessee State	Fayetteville, TN
80	Drew, Davon	TE	6-4	255	12/9/85	1	East Carolina	New Bern, NC
59	Ellerbe, Dannel	ILB	6-1	243	11/29/85	2	Georgia	Hamlet, NC
5	Flacco, Joe	QB	6-6	238	1/16/85	3	Delaware	Audubon, NJ
56	Gooden, Tavares	ILB	6-1	242	10/7/84	3	Miami	Fort Lauderdale, FL
97	Gregg, Kelly	NT	6-0	320	11/1/76	11	Oklahoma	Edmond, OK
66	Grubbs, Ben	G	6-3	310	3/10/84	4	Auburn	Eclectic, AL
86	Heap, Todd	TE	6-5	247	3/16/80	10	Arizona State	Mesa, AZ
70	Houser, Kevin	LS	6-2	255	8/23/77	11	Ohio State	Westlake, OH
84	Houshmandzadeh, T.J.	WR	6-2	203	9/26/77	10	Oregon State	Barstow, CA
95	Johnson, Jarret	OLB	6-3	265	8/14/81	8	Alabama	Cedar Key, FL
61	Jones, Arthur	DT	6-3	313	6/3/86	R	Syracuse	Endicott, NY
4	Koch, Sam	P	6-1	216	8/13/82	5	Nebraska	Seward, NE
99	Kruger, Paul	DE	6-4	268	2/15/86	2	Utah	Orem, UT
26	Landry, Dawan	S	6-0	210	12/30/82	5	Georgia Tech	Ama, LA
52	Lewis, Ray	ILB	6-1	250	5/15/75	15	Miami	Lakeland, FL
85	Mason, Derrick	WR	5-10	197	1/17/74	14	Michigan State	Detroit, MI
53	McClain, Jameel	LB	6-1	250	7/25/85	3	Syracuse	Philadelphia, PA
33	McClain, Le'Ron	FB	6-0	260	12/27/84	4	Alabama	Northport, AL
23	McGahee, Willis	RB	6-0	235	10/21/81	8	Miami	Miami, FL
38	McKie, Jason	FB	5-11	247	5/22/80	8	Temple	Gulf Breeze, FL
91	McKinney, Brandon	NT	6-2	350	8/24/83	5	Michigan State	Dayton, OH
79	Moll, Tony	G/T	6-5	315	8/23/83	5	Nevada	Sonoma, CA
43	Nakamura, Haruki	S	5-10	200	4/18/86	3	Cincinnati	Cleveland, OH
92	Ngata, Haloti	DT	6-4	350	1/21/84	5	Oregon	Salt Lake City, UT
74	Oher, Michael	T	6-4	313	5/28/86	2	Mississippi	Memphis, TN
34	Parmelee, Jalen	RB	5-11	222	12/30/85	3	Toledo	Midland, MI
58	Phillips, Jason	ILB	6-1	242	2/14/86	2	TCU	Waller, TX
88	Pitta, Dennis	TE	6-4	245	6/29/85	R	BYU	Moorpark, CA
93	Redding, Cory	DE	6-4	298	11/15/80	8	Texas	Houston, TX
16	Reed, David	WR	6-0	190	3/22/87	R	Utah	New Britain, CT
20	Reed, Ed	S	5-11	200	9/11/78	9	Miami	St. Rose, LA
27	Rice, Ray	RB	5-8	212	1/22/87	3	Rutgers	New Rochelle, NY
11	Smith, Marcus	WR	6-1	225	1/11/85	3	New Mexico	San Diego, CA
18	Stallworth, Donte'	WR	6-0	204	11/10/80	8	Tennessee	Del Paso Heights, CA
55	Suggs, Terrell	OLB	6-3	260	10/11/82	8	Arizona State	Chandler, AZ
31	Washington, Fabian	CB	5-11	175	6/9/83	6	Nebraska	Bradenton, FL
21	Webb, Lardarius	CB/RS	5-10	182	10/12/85	2	Nicholls State	Opelika, AL
29	Williams, Cary	CB	6-1	182	12/23/84	2	Washburn	Hollywood, FL
37	Wilson, Josh	CB	5-9	192	3/11/85	4	Maryland	Upper Marlboro, MD
73	Yanda, Marshal	G/T	6-3	315	9/15/84	4	Iowa	Anamosa, IA
28	Zbikowski, Tom	S	5-11	200	5/22/85	3	Notre Dame	Arlington Heights, IL
Practice Squad								
76	Bond, Brady	T	6-6	300	6/4/86	R	Oklahoma State	Garber, OK
12	Cantwell, Hunter	QB	6-4	236	12/30/85	1	Louisville	Paducah, KY
36	Gorrer, Danny	DB	6-0	185	6/1/86	2	Texas A&M	Port Arthur, TX
82	Harper, Justin	WR	6-3	226	2/24/85	3	Virginia Tech	Catawba, NC
72	Mattison, Bryan	G/C	6-3	313	5/15/84	2	Iowa	Mishawaka, IN
47	McClellan, Albert	OLB	6-2	255	6/4/86	R	Marshall	Lakeland, FL
63	Ramsey, Andre	T	6-5	322	7/24/87	1	Ball State	Cordele, GA
42	Steele, Curtis	RB	6-0	200	3/24/87	R	Memphis	Franklin, TN
Reserve/PUP List								
32	Lawrence, Matt (leg)	RB	6-1	209	5/5/85	2	Massachusetts	Bloomfield, CT
Reserve/Injured List								
46	Cox, Morgan (knee, 12/29)	LS	6-4	241	4/26/86	R	Tennessee	Collierville, TN
24	Foxworth, Domonique (knee, 8/1)	CB	5-11	180	3/27/83	6	Maryland	Randalstown, MD
71	Gaither, Jared (back, 10/23)	T	6-9	340	3/18/86	4	Maryland	White Plains, MD
78	Harewood, Ramon (knees, 9/4)	T	6-6	340	2/3/87	R	Morehouse	St. Michael, Barbados
67	Sanders, Daniel (shoulder, 8/30)	C	6-2	316	2/3/86	1	Colorado	Oceanside, CA
98	Talavou, Kelly (knee, 9/4)	DT	6-2	350	10/4/84	3	Utah	Fountain Valley, CA
Reserve/Non-Football Injury								
94	Kindle, Sergio (head)	OLB	6-3	250	9/20/87	R	Texas	Dallas, TX



2010 BALTIMORE RAVENS NUMERICAL ROSTER

No.	Name	Pos.	Ht.	Wt.	Birthdate	Exp.	College	How Acq.	2010 Games			
									P	S	DNP	INA
4	Sam Koch	P	6-1	216	8/13/82	5	Nebraska	D6a '06	16	0	0	0
5	Joe Flacco	QB	6-6	238	1/16/85	3	Delaware	D1 '08	16	16	0	0
7	Billy Cundiff	K	6-1	212	3/30/80	6	Drake	FA '09	16	0	0	0
10	Marc Bulger	QB	6-3	208	4/5/77	10	West Virginia	FA '10	0	0	16	0
11	Marcus Smith	WR	6-1	225	1/11/85	3	New Mexico	D4a '08	14	0	0	2
16	David Reed	WR	6-0	190	3/22/87	R	Utah	D5a '10	13	0	0	3
18	Donte Stallworth	WR	6-0	204	11/10/80	8	Tennessee	FA '10	8	0	0	8
20	Ed Reed	S	5-11	200	9/11/78	9	Miami	D1 '02	10	10	0	0
21	Lardarius Webb	CB/RS	5-10	182	10/12/85	2	Nicholls State	D3 '09	15	0	0	1
23	Willis McGahee	RB	6-0	235	10/21/81	8	Miami	TR (BUF) '07	15	2	1	0
25	Chris Carr	CB/RS	5-10	182	4/30/83	6	Boise State	UFA (TEN) '09	16	16	0	0
26	Dawan Landry	S	6-0	210	12/30/82	5	Georgia Tech	D5a '06	16	16	0	0
27	Ray Rice	RB	5-8	212	1/22/87	3	Rutgers	D2 '08	16	14	0	0
28	Tom Zbikowski	S	5-11	200	5/22/85	3	Notre Dame	D3b '08	8	6	0	8
29	Cary Williams	CB	6-1	182	12/23/84	2	Washburn	FA '09	13	0	0	1
31	Fabian Washington	CB	5-11	175	6/9/83	6	Nebraska	TR (OAK) '08	14	8	0	2
33	Le'Ron McClain	FB	6-0	260	12/27/84	4	Alabama	D4b '07	15	13	0	1
34	Jalen Parmele	RB	5-11	222	12/30/85	3	Toledo	FA '08	16	0	0	0
37	Josh Wilson	CB	5-9	192	3/11/85	4	Maryland	TR (SEA) '10	14	9	0	2
38	Jason McKie	FB	5-11	247	5/22/80	8	Temple	FA '10	0	0	0	5
43	Haruki Nakamura	S	5-10	200	4/18/86	3	Cincinnati	D6 '08	16	0	0	0
51	Brendon Ayanbadejo	LB	6-1	225	9/6/76	8	UCLA	UFA (CHI) '08	10	0	0	0
52	Ray Lewis	ILB	6-1	250	5/15/75	15	Miami	D1b '96	16	16	0	0
53	Jameel McClain	LB	6-1	250	7/25/85	3	Syracuse	FA '08	16	15	0	0
54	Prescott Burgess	OLB	6-3	253	3/6/84	4	Michigan	D6 '07	16	0	0	0
55	Terrell Suggs	OLB	6-3	260	10/11/82	8	Arizona State	D1a '03	16	16	0	0
56	Tavares Gooden	ILB	6-1	242	10/7/84	3	Miami	D3a '08	10	0	0	6
58	Jason Phillips	ILB	6-1	242	2/14/86	2	TCU	D5a '09	9	0	0	7
59	Dannell Ellerbe	ILB	6-1	243	11/29/85	2	Georgia	FA '09	11	1	0	5
61	Arthur Jones	DT	6-3	313	6/3/86	R	Syracuse	D5b '10	2	0	0	14
62	Terrence Cody	NT	6-4	349	6/28/88	R	Alabama	D2b '10	13	1	0	3
64	Oniel Cousins	T	6-4	315	6/29/84	3	UTEP	D3c '08	16	1	0	0
65	Chris Chester	G/C	6-3	315	1/12/83	5	Oklahoma	D2 '06	14	14	0	2
66	Ben Grubbs	G	6-3	310	3/10/84	4	Auburn	D1 '07	16	16	0	0
70	Kevin Houser	LS	6-2	255	8/23/77	11	Ohio State	FA '10	1	0	0	0
73	Marshal Yanda	G/T	6-3	315	9/15/84	4	Iowa	D3b '07	16	16	0	0
74	Michael Oher	T	6-4	313	5/28/86	2	Mississippi	D1 '09	16	16	0	0
77	Matt Birk	C	6-4	310	7/23/76	13	Harvard	UFA (MIN) '09	16	16	0	0
79	Tony Moll	G/T	6-5	315	8/23/83	5	Nevada	TR (GB) '09	16	3	0	0
80	Davon Drew	TE	6-4	255	12/9/85	1	East Carolina	D5b '09	0	0	0	2
81	Anquan Boldin	WR	6-1	223	10/3/80	8	Florida State	TR (ARI) '10	16	16	0	0
83	Ed Dickson	TE	6-4	250	7/25/87	R	Oregon	D3 '10	15	3	0	1
84	T.J. Houshmandzadeh	WR	6-2	203	9/26/77	10	Oregon State	FA '10	16	2	0	0
85	Derrick Mason	WR	5-10	197	1/17/74	14	Michigan State	FA '05	16	15	0	0
86	Todd Heap	TE	6-5	247	3/16/80	10	Arizona State	D1 '01	13	13	0	3
88	Dennis Pitta	TE	6-4	245	6/29/85	R	BYU	D4 '10	11	0	0	5
91	Brandon McKinney	NT	6-2	350	8/24/83	5	Michigan State	FA '08	11	4	0	5
92	Haloti Ngata	DT	6-4	350	1/21/84	5	Oregon	D1 '06	16	15	0	0
93	Cory Redding	DE	6-4	298	11/15/80	8	Texas	FA '10	15	11	0	1
95	Jarret Johnson	OLB	6-3	265	8/14/81	8	Alabama	D4a '03	16	16	0	0
96	Lamar Divens	DT	6-3	343	11/12/85	3	Tennessee State	FA '08	2	0	0	14
97	Kelly Gregg	NT	6-0	320	11/1/76	11	Oklahoma	FA '00	16	16	0	0
99	Paul Kruger	DE	6-4	268	2/15/86	2	Utah	D2 '09	11	0	0	5
Practice Squad												
12	Hunter Cantwell	QB	6-4	236	12/30/85	1	Louisville	FA '10	0	0	0	0
36	Danny Gorrer	DB	6-0	185	6/1/86	2	Texas A&M	FA '10	0	0	0	0
42	Curtis Steele	RB	6-0	200	3/24/87	R	Memphis	FA '10	0	0	0	0
47	Albert McClellan	OLB	6-2	255	6/4/86	R	Marshall	FA '10	0	0	0	0
63	Andre Ramsey	T	6-5	322	7/24/87	1	Ball State	FA '10	0	0	0	0
72	Bryan Mattison	G/C	6-3	313	5/15/84	2	Iowa	FA '08	2	0	0	3
76	Brady Bond	T	6-6	300	6/4/86	R	Oklahoma State	FA '10	0	0	0	0
82	Justin Harper	WR	6-3	226	2/24/85	3	Virginia Tech	D7a '08	0	0	0	0
Reserve/PUP List												
32	Matt Lawrence (leg)	RB	6-1	209	5/5/85	2	Massachusetts	FA '08	0	0	0	0
Reserve/Injured List												
24	Dominique Foxworth (knee, 8/1)	CB	5-11	180	3/27/83	6	Maryland	UFA (ATL) '09	0	0	0	0
46	Morgan Cox (knee, 12/29)	LS	6-4	241	4/26/86	R	Tennessee	FA '10	15	0	0	0
67	Daniel Sanders (shoulder, 8/30)	C	6-2	316	2/3/86	1	Colorado	FA '10	0	0	0	0
71	Jared Gaither (back, 10/23)	T	6-9	340	3/18/86	4	Maryland	SD5 '07	0	0	0	6
78	Ramon Harewood (knees, 9/4)	T	6-6	340	2/3/87	R	Morehouse	D6 '10	0	0	0	0
98	Kelly Talavou (knee, 9/4)	DT	6-2	350	10/4/84	3	Utah	FA '08	0	0	0	0
Reserve/Non-Football Injury												
94	Sergio Kindle (head)	OLB	6-3	250	9/20/87	R	Texas	D2a '10	0	0	0	0



2010 BALTIMORE RAVENS POSITIONAL ROSTER

No.	Name	Pos.	Ht.	Wt.	Birthdate	Exp.	College	How Acq.	2010 Games			
									P	S	DNP	INA
Quarterbacks												
5	Joe Flacco	QB	6-6	238	1/16/85	3	Delaware	D1 '08	16	16	0	0
10	Marc Bulger	QB	6-3	208	4/5/77	10	West Virginia	FA '10	0	0	16	0
Running Backs												
23	Willis McGahee	RB	6-0	235	10/21/81	8	Miami	TR (BUF) '07	15	2	1	0
27	Ray Rice	RB	5-8	212	1/22/87	3	Rutgers	D2 '08	16	14	0	0
33	Le'Ron McClain	FB	6-0	260	12/27/84	4	Alabama	D4b '07	15	13	0	1
34	Jalen Parmele	RB	5-11	222	12/30/85	3	Toledo	FA '08	16	0	0	0
38	Jason McKie	FB	5-11	247	5/22/80	8	Temple	FA '10	0	0	0	5
Tight Ends												
80	Davon Drew	TE	6-4	255	12/9/85	1	East Carolina	D5b '09	0	0	0	2
83	Ed Dickson	TE	6-4	250	7/25/87	R	Oregon	D3 '10	15	3	0	1
86	Todd Heap	TE	6-5	247	3/16/80	10	Arizona State	D1 '01	13	13	0	3
88	Dennis Pitta	TE	6-4	245	6/29/85	R	BYU	D4 '10	11	0	0	5
Wide Receivers												
11	Marcus Smith	WR	6-1	225	1/11/85	3	New Mexico	D4a '08	14	0	0	2
16	David Reed	WR	6-0	190	3/22/87	R	Utah	D5a '10	13	0	0	3
18	Donte' Stallworth	WR	6-0	204	11/10/80	8	Tennessee	FA '10	8	0	0	8
81	Anquan Boldin	WR	6-1	223	10/3/80	8	Florida State	TR (ARI) '10	16	16	0	0
84	T.J. Houshmandzadeh	WR	6-2	203	9/26/77	10	Oregon State	FA '10	16	2	0	0
85	Derrick Mason	WR	5-10	197	1/17/74	14	Michigan State	FA '05	16	15	0	0
Offensive Line												
64	Oniel Cousins	T	6-4	315	6/29/84	3	UTEP	D3c '08	16	1	0	0
65	Chris Chester	G/C	6-3	315	1/12/83	5	Oklahoma	D2 '06	14	14	0	2
66	Ben Grubbs	G	6-3	310	3/10/84	4	Auburn	D1 '07	16	16	0	0
73	Marshal Yanda	G/T	6-3	315	9/15/84	4	Iowa	D3b '07	16	16	0	0
74	Michael Oher	T	6-4	313	5/28/86	2	Mississippi	D1 '09	16	16	0	0
77	Matt Birk	C	6-4	310	7/23/76	13	Harvard	UFA (MIN) '09	16	16	0	0
79	Tony Moll	G/T	6-5	315	8/23/83	5	Nevada	TR (GB) '09	16	3	0	0
Defensive Backs												
20	Ed Reed	S	5-11	200	9/11/78	9	Miami	D1 '02	10	10	0	0
21	Lardarius Webb	CB/RS	5-10	182	10/12/85	2	Nicholls State	D3 '09	15	0	0	1
25	Chris Carr	CB/RS	5-10	182	4/30/83	6	Boise State	UFA (TEN) '09	16	16	0	0
26	Dawan Landry	S	6-0	210	12/30/82	5	Georgia Tech	D5a '06	16	16	0	0
28	Tom Zbikowski	S	5-11	200	5/22/85	3	Notre Dame	D3b '08	8	6	0	8
29	Cary Williams	CB	6-1	182	12/23/84	2	Washburn	FA '09	13	0	0	1
31	Fabian Washington	CB	5-11	175	6/9/83	6	Nebraska	TR (OAK) '08	14	8	0	2
37	Josh Wilson	CB	5-9	192	3/11/85	4	Maryland	TR (SEA) '10	14	9	0	2
43	Haruki Nakamura	S	5-10	200	4/18/86	3	Cincinnati	D6 '08	16	0	0	0
Defensive Line												
61	Arthur Jones	DT	6-3	313	6/3/86	R	Syracuse	D5b '10	2	0	0	14
62	Terrence Cody	NT	6-4	349	6/28/88	R	Alabama	D2b '10	13	1	0	3
91	Brandon McKinney	NT	6-2	350	8/24/83	5	Michigan State	FA '08	11	4	0	5
92	Haloti Ngata	DT	6-4	350	1/21/84	5	Oregon	D1 '06	16	15	0	0
93	Cory Redding	DE	6-4	298	11/15/80	8	Texas	FA '10	15	11	0	1
96	Lamar Divens	DT	6-3	343	11/12/85	3	Tennessee State	FA '08	2	0	0	14
97	Kelly Gregg	NT	6-0	320	11/1/76	11	Oklahoma	FA '00	16	16	0	0
99	Paul Kruger	DE	6-4	268	2/15/86	2	Utah	D2 '09	11	0	0	5
Linebackers												
51	Brendon Ayanbadejo	LB	6-1	225	9/6/76	8	UCLA	UFA (CHI) '08	10	0	0	0
52	Ray Lewis	ILB	6-1	250	5/15/75	15	Miami	D1b '96	16	16	0	0
53	Jameel McClain	LB	6-1	250	7/25/85	3	Syracuse	FA '08	16	15	0	0
54	Prescott Burgess	OLB	6-3	253	3/6/84	4	Michigan	D6 '07	16	0	0	0
55	Terrell Suggs	OLB	6-3	260	10/11/82	8	Arizona State	D1a '03	16	16	0	0
56	Tavares Gooden	ILB	6-1	242	10/7/84	3	Miami	D3a '08	10	0	0	6
58	Jason Phillips	ILB	6-1	242	2/14/86	2	TCU	D5a '09	9	0	0	7
59	Dannell Ellerbe	ILB	6-1	243	11/29/85	2	Georgia	FA '09	11	1	0	5
95	Jarret Johnson	OLB	6-3	265	8/14/81	8	Alabama	D4a '03	16	16	0	0
Specialists												
4	Sam Koch	P	6-1	216	8/13/82	5	Nebraska	D6a '06	16	0	0	0
7	Billy Cundiff	K	6-1	212	3/30/80	6	Drake	FA '09	16	0	0	0
70	Kevin Houser	LS	6-2	255	8/23/77	11	Ohio State	FA '10	1	0	0	0
Practice Squad												
12	Hunter Cantwell	QB	6-4	236	12/30/85	1	Louisville	FA '10	0	0	0	0
36	Danny Gorrer	DB	6-0	185	6/1/86	2	Texas A&M	FA '10	0	0	0	0
42	Curtis Steele	RB	6-0	200	3/24/87	R	Memphis	FA '10	0	0	0	0
47	Albert McClellan	OLB	6-2	255	6/4/86	R	Marshall	FA '10	0	0	0	0
63	Andre Ramsey	T	6-5	322	7/24/87	1	Ball State	FA '10	0	0	0	0
72	Bryan Mattison	G/C	6-3	313	5/15/84	2	Iowa	FA '08	2	0	0	3
76	Brady Bond	T	6-6	300	6/4/86	R	Oklahoma State	FA '10	0	0	0	0
82	Justin Harper	WR	6-3	226	2/24/85	3	Virginia Tech	D7a '08	0	0	0	0
Reserve/PUP List												
32	Matt Lawrence (leg)	RB	6-1	209	5/5/85	2	Massachusetts	FA '08	0	0	0	0
Reserve/Injured List												
24	Domonique Foxworth (knee, 8/1)	CB	5-11	180	3/27/83	6	Maryland	UFA (ATL) '09	0	0	0	0
46	Morgan Cox (knee, 12/29)	LS	6-4	241	4/26/86	R	Tennessee	FA '10	15	0	0	0
67	Daniel Sanders (shoulder, 8/30)	C	6-2	316	2/3/86	1	Colorado	FA '10	0	0	0	0
71	Jared Gaither (back, 10/23)	T	6-9	340	3/18/86	4	Maryland	SDS '07	0	0	0	6
78	Ramon Harewood (knees, 9/4)	T	6-6	340	2/3/87	R	Morehouse	D6 '10	0	0	0	0
98	Kelly Talavou (knee, 9/4)	DT	6-2	350	10/4/84	3	Utah	FA '08	0	0	0	0
Reserve/Non-Football Injury												
94	Sergio Kindle (head)	OLB	6-3	250	9/20/87	R	Texas	D2a '10	0	0	0	0



2010 BALTIMORE RAVENS DEPTH CHART

OFFENSE

WR	85	Derrick Mason (16/15)	18	Donte' Stallworth (8/0)	<u>16</u>	<u>David Reed (13/0)</u>
WR	81	Anquan Boldin (16/16)	84	T.J. Houshmandzadeh (16/2)	11	Marcus Smith (14/0)
LT	74	Michael Oher (16/16)	64	Oniel Cousins (16/1)		
LG	66	Ben Grubbs (16/16)	65	Chris Chester (14/14)		
C	77	Matt Birk (16/16)	65	Chris Chester (14/14)		
RG	65	Chris Chester (14/14)	79	Tony Moll (16/3)		
RT	73	Marshal Yanda (16/16)	64	Oniel Cousins (16/1)	79	Tony Moll (16/3)
TE	86	Todd Heap (13/13)	<u>83</u>	<u>Ed Dickson (15/3)</u>	<u>88</u>	<u>Dennis Pitta (11/0)</u>
					<u>80</u>	<u>Davon Drew (0/0)</u>
QB	5	Joe Flacco (16/16)	10	Marc Bulger (0/0)		
FB	33	Le'Ron McClain (15/13)	38	Jason McKie (0/0)		
RB	27	Ray Rice (16/14)	23	Willis McGahee (15/2)	34	Jalen Parmele (16/0)

DEFENSE

DT	92	Haloti Ngata (16/15)	<u>61</u>	<u>Arthur Jones (2/0)</u>	96	Lamar Divens (2/0)
NT	97	Kelly Gregg (16/16)	<u>62</u>	<u>Terrence Cody (13/1)</u>	91	Brandon McKinney (11/4)
DE	93	Cory Redding (15/11)	99	Paul Kruger (11/0)		
Rush	55	Terrell Suggs (16/16)	51	Brendon Ayanbadejo (10/0)		
Will	53	Jameel McClain (16/15)	59	Dannell Ellerbe (11/1)		
Mike	52	Ray Lewis (16/16)	56	Tavares Gooden (10/0)	58	Jason Phillips (9/0)
Sam	95	Jarret Johnson (16/16)	54	Prescott Burgess (16/0)		
LCB	25	Chris Carr (16/16)	21	Lardarius Webb (15/0)		
SS	26	Dawan Landry (16/16)	43	Haruki Nakamura (16/0)		
FS	20	Ed Reed (10/10)	28	Tom Zbikowski (8/6)		
RCB	37	Josh Wilson (14/9)	31	Fabian Washington (14/8)	29	Cary Williams (13/0)

SPECIAL TEAMS

P	4	Sam Koch (16/0)				
K	7	Billy Cundiff (16/0)				
H	4	Sam Koch (16/0)				
LS	70	Kevin Houser (1/0)				
KOR	<u>16</u>	<u>David Reed (13/0)</u>	37	Josh Wilson (14/9)	34	Jalen Parmele (16/0)
PR	21	Lardarius Webb (15/0)	28	Tom Zbikowski (8/6)	25	Chris Carr (16/16)
					20	Ed Reed (10/10)

(2010 Games Played/Games Started)

Rookie and 1st-Year Players Underlined

* Injured

PRONUNCIATION GUIDE

Brendon Ayanbadejo (EYE-on-bah-day-joe), **Oniel Cousins** (o-NEAL), **Davon Drew** (duh-VON), **Dannell Ellerbe** (duh-NELL ELL-er-bee), **Domonique Foxworth** (dah-muh-NEEK), **Tavares Gooden** (tuh-VAR-ess), **T.J. Houshmandzadeh** (huwsh"rhymes with push"-mahn-ZAH-duh), **Sam Koch** (Cook), **Le'Ron McClain** (LAY-ron), **Haloti Ngata** (ha-LOW-tee NAH-tah), **Haruki Nakamura** (ha-ROO-key Nah-kah-MURR-ah), **Michael Oher** (Oar), **Jalen Parmele** (PAR-muh-lee), **Dennis Pitta** (PITT-uh), **Kelly Talavou** (TAL-uh-voo), **Lardarius Webb** (lahr-DARE-ee-us), **Marshal Yanda** (YAWN-da), **Tom Zbikowski** (Zih-bih-KOW-skee)

COACHES: **Ted Monachino** (mah-nah-KEY-no), **Bob Rogucki** (ruh-GUS-key), **Craig Ver Steeg** (ver-STEGG)

COACHING STAFF

John Harbaugh, Head Coach; **Jerry Rosburg**, Assistant Head Coach/Special Teams Coordinator; **Cam Cameron**, Offensive Coordinator; **Greg Mattison**, Defensive Coordinator; **Roy Anderson**, Defensive Assistant; **Clarence Brooks**, Defensive Line; **Jason Brooks**, Offensive Assistant; **John "Mother" Dunn**, Assistant Strength and Conditioning; **Wade Harman**, Tight Ends; **Jim Hostler**, Wide Receivers; **Marwan Maalouf**, Assistant Special Teams; **John Matsko**, Offensive Line; **Andy Moeller**, Assistant Offensive Line; **Ted Monachino**, Outside Linebackers; **Wilbert Montgomery**, Running Backs; **Chuck Pagano**, Secondary; **Dean Pees**, Linebackers; **Bob Rogucki**, Strength and Conditioning; **Al Saunders**, Senior Offensive Assistant; **Craig Ver Steeg**, Offensive Assistant; **Matt Weiss**, Head Coach's Assistant; **Jim Zorn**, Quarterbacks



2010 BALTIMORE RAVENS HOW BUILT

Year	Draft (30)	Free Agents (18)	Trade/Waiver (5)
2010 (12-4) 2nd AFC North Wild Card Divisional Game	OLB Sergio Kindle (2a)* NT Terrence Cody (2b) TE Ed Dickson (3) TE Dennis Pitta (4) WR David Reed (5a) DT Arthur Jones (5b) T Ramon Harewood (6)	QB Marc Bulger LS Morgan Cox (RFA) LS Kevin Houser WR T.J. Houshmandzadeh FB Jason McKie DE Cory Redding C Daniel Sanders WR Donte' Stallworth	WR Anquan Boldin (ARI) CB Josh Wilson (SEA)
2009 (9-7) 2nd AFC North Wild Card Divisional Game	T Michael Oher (1) DE Paul Kruger (2) CB Lardarius Webb (3) LB Jason Phillips (5a) TE Davon Drew (5b)	C Matt Birk (UFA-MIN) CB Chris Carr (UFA-TEN) K Billy Cundiff LB Dannell Ellerbe (RFA) CB Cary Williams	G/T Tony Moll (GB)
2008 (11-5) 2nd AFC North Wild Card AFC Champ. Game	QB Joe Flacco (1) RB Ray Rice (2) LB Tavares Gooden (3a) S Tom Zbikowski (3b) T Oniel Cousins (3c) WR Marcus Smith (4a) S Haruki Nakamura (6)	LB Brendon Ayanbadejo (UFA-CHI) DT Lamar Divens CB Domanique Foxworth (UFA-ATL) RB Matt Lawrence - PUP LB Jameel McClain (RFA) DT Brandon McKinney RB Jalen Parmele NT Kelly Talavou	CB Fabian Washington (OAK)
2007 (5-11) 4th AFC North	G Ben Grubbs (1) G/T Marshal Yanda (3b) FB Le'Ron McClain (4b) LB Prescott Burgess (6) T Jared Gaither (Sup. Dr. 5)		RB Willis McGahee (BUF)
2006 (13-3) AFC North Champions Divisional Game	DT Haloti Ngata (1) C/G Chris Chester (2) S Dawan Landry (5a) P Sam Koch (6a)		
2005 (6-10) 3rd AFC North		WR Derrick Mason	
2003 (10-6) AFC North Champions Wild Card Game	LB Terrell Suggs (1a) LB Jarret Johnson (4a)		
2002 (7-9) 3rd AFC North	S Ed Reed (1)		
2001 (10-6) 2nd AFC Central Wild Card Divisional Game	TE Todd Heap (1)		
2000 (12-4) 2nd AFC Central Wild Card Super Bowl XXXV Champions		NT Kelly Gregg	
1996 (4-12) 5th AFC Central	LB Ray Lewis (1b)		

Number in parenthesis after draft choice indicates the round player was taken. Reserve PUP and Injured Reserve Players in Italics
 (UFA)--Unrestricted Free Agent (RFA)--Rookie Free Agent * Reserve/Non-Football Injury



BALTIMORE RAVENS 2010 PARTICIPATION CHART

Player	9/13 at NYJ	9/19 at Cin.	9/26 vs. Cle.	10/3 at Pit.	10/10 vs. Den.	10/17 at NE	10/24 vs. Buf.	11/7 vs. Mia.	11/11 at Atl.	11/21 at Car.	11/28 vs. TB	12/5 vs. Pit.	12/13 at Hou.	12/19 vs. NO	12/26 at Cle.	1/2/11 vs. Cin.	1/9/11 at KC (Wild Card)	1/15/11 at Pit. (Divisional)	REGULAR SEASON TOTALS				
	PUP	PUP	PUP	PUP	PUP	PUP	X	X	X	X	X	X	X	X	X	X	X	X	GAMES PLAYED	GAMES STARTED	DID NOT PLAY	INACTIVE	
Ayanbadejo, Brendon	C	C	C	C	C	C	C	C	C	C	C	C	C	C	C	C	C	C	10	0	0	0	
Birk, Matt	C	C	C	C	C	C	C	C	C	C	C	C	C	C	C	C	C	C	16	16	0	0	
Boldin, Anquan	WR	WR	WR	WR	WR	WR	WR	WR	WR	WR	WR	WR	WR	WR	WR	WR	WR	WR	16	16	0	0	
Bond, Brady	NOR	NOR	PS	PS	PS	PS	PS	PS	PS	PS	PS	PS	PS	PS	PS	PS	PS	PS	0	0	0	0	
Brown, Colin	NOR	NOR	NOR	NOR	NOR	NOR	NOR	NOR	NOR	NOR	PS	PS	PS	NOR	NOR	NOR	NOR	NOR	0	0	0	0	
Bulger, Marc	DNP	DNP	DNP	DNP	DNP	DNP	DNP	DNP	DNP	DNP	DNP	DNP	DNP	DNP	DNP	DNP	DNP	DNP	0	0	16	0	
Burgess, Prescott	X	X	X	X	X	X	X	X	X	X	X	X	X	X	X	X	X	X	16	0	0	0	
Cantwell, Hunter	NOR	PS	PS	PS	PS	PS	PS	PS	PS	PS	PS	PS	PS	PS	PS	PS	PS	PS	0	0	0	0	
Carr, Chris	LCB	LCB	CB	LCB	LCB	LCB	LCB	LCB	LCB	LCB	LCB	LCB	LCB	LCB	LCB	LCB	LCB	LCB	16	16	0	0	
Chester, Chris	RG	RG	RG	RG	RG	RG	RG	RG	RG	INA	INA	RG	TE	RG	RG	RG	RG	RG	14	14	0	2	
Cody, Terrence	INA	INA	INA	X	X	X	X	X	DE	X	X	X	X	X	X	X	X	X	13	1	0	3	
Cousins, Oniel	X	X	X	X	X	X	X	X	X	X	X	RT	X	X	X	X	X	X	16	1	0	0	
Cox, Morgan	X	X	X	X	X	X	X	X	X	X	X	X	X	X	X	IR	IR	IR	15	0	0	0	
Cundiff, Billy	X	X	X	X	X	X	X	X	X	X	X	X	X	X	X	X	X	X	16	0	0	0	
Dickson, Ed	X	X	X	X	X	TE	X	X	X	INA	X	X	TE	TE	X	X	TE	X	15	3	0	1	
Divens, Lamar	X	INA	INA	X	INA	INA	INA	INA	INA	INA	INA	INA	INA	INA	INA	INA	INA	INA	2	0	0	14	
Drew, Davon	PS	PS	PS	PS	PS	PS	PS	PS	PS	PS	PS	PS	PS	PS	INA	INA	INA	INA	0	0	0	2	
Ellerbe, Dannell	X	X	WILL	X	X	X	X	INA	X	INA	INA	INA	X	X	X	X	X	X	11	1	0	5	
Flacco, Joe	QB	QB	QB	QB	QB	QB	QB	QB	QB	QB	QB	QB	QB	QB	QB	QB	QB	QB	16	16	0	0	
Foxworth, Domonique	IR	IR	IR	IR	IR	IR	IR	IR	IR	IR	IR	IR	IR	IR	IR	IR	IR	IR	0	0	0	0	
Gaither, Jared	INA	INA	INA	INA	INA	INA	IR	IR	IR	IR	IR	IR	IR	IR	IR	IR	IR	IR	0	0	0	6	
Gardner, Andrew	PS	NOR	NOR	NOR	NOR	NOR	NOR	NOR	NOR	NOR	NOR	NOR	NOR	NOR	NOR	NOR	NOR	NOR	0	0	0	0	
Gooden, Tavares	X	X	INA	INA	INA	INA	INA	X	X	X	X	X	X	X	X	INA	INA	X	10	0	0	6	
Gorrier, Danny	NOR	NOR	PS	PS	NOR	NOR	NOR	NOR	NOR	NOR	NOR	PS	PS	PS	PS	PS	PS	PS	0	0	0	0	
Gregg, Kelly	NT	NT	NT	NT	NT	NT	NT	NT	NT	NT	NT	NT	NT	NT	NT	NT	NT	NT	16	16	0	0	
Grubbs, Ben	LG	LG	LG	LG	LG	LG	LG	LG	LG	LG	LG	LG	LG	LG	LG	LG	LG	LG	16	16	0	0	
Hale, David	IR	NOR	NOR	NOR	NOR	NOR	NOR	NOR	NOR	NOR	NOR	NOR	NOR	NOR	NOR	NOR	NOR	NOR	0	0	0	0	
Hamlin, Ken	X	X	NOR	X	X	X	INA	INA	INA	X	X	NOR	NOR	NOR	NOR	NOR	NOR	NOR	7	0	0	3	
Harewood, Ramon	IR	IR	IR	IR	IR	IR	IR	IR	IR	IR	IR	IR	IR	IR	IR	IR	IR	IR	0	0	0	0	
Harper, Justin	PS	PS	PS	PS	PS	PS	PS	PS	PS	PS	PS	PS	PS	PS	PS	PS	PS	PS	0	0	0	0	
Heap, Todd	TE	TE	TE	TE	TE	TE	TE	TE	TE	TE	TE	INA	INA	INA	TE	TE	TE	TE	13	13	0	3	
Houser, Kevin	NOR	NOR	NOR	NOR	NOR	NOR	NOR	NOR	NOR	NOR	NOR	NOR	NOR	NOR	NOR	X	X	X	1	0	0	0	
Houshmandzadeh, T.J.	WR	X	X	X	X	X	X	X	X	X	X	WR	X	X	X	X	X	X	16	2	0	0	
Johnson, Jarret	SAM	SAM	SAM	SAM	SAM	SAM	SAM	SAM	SAM	SAM	SAM	SAM	SAM	SAM	SAM	SAM	SAM	SAM	16	16	0	0	
Jones, Arthur	INA	INA	INA	INA	INA	INA	INA	INA	INA	X	INA	INA	X	INA	INA	INA	INA	INA	2	0	0	14	
Jones, Edgar	X	X	X	INA	X	X	NOR	NOR	NOR	NOR	NOR	NOR	NOR	NOR	NOR	NOR	NOR	NOR	5	0	0	1	
Kindle, Sergio	NOR	NOR	IR	IR	IR	IR	IR	IR	IR	IR	IR	IR	IR	IR	IR	IR	IR	IR	0	0	0	0	
Koch, Sam	X	X	X	X	X	X	X	X	X	X	X	X	X	X	X	X	X	X	16	0	0	0	
Kooistra, Scott	NOR	NOR	NOR	NOR	INA	INA	INA	INA	NOR	NOR	NOR	NOR	NOR	NOR	NOR	NOR	NOR	NOR	0	0	0	5	
Kruger, Paul	INA	INA	INA	X	INA	INA	X	X	X	X	X	X	X	X	X	X	X	X	11	0	0	5	
Landry, Dawan	SS	SS	SS	SS	SS	SS	SS	SS	SS	SS	SS	SS	SS	SS	SS	SS	SS	SS	16	16	0	0	
Lawrence, Matt	PUP	PUP	PUP	PUP	PUP	PUP	PUP	PUP	PUP	PUP	PUP	PUP	PUP	PUP	PUP	PUP	PUP	PUP	0	0	0	0	
Lewis, Ray	MIKE	MIKE	MIKE	MIKE	MIKE	MIKE	MIKE	MIKE	MIKE	MIKE	MIKE	MIKE	MIKE	MIKE	MIKE	MIKE	MIKE	MIKE	16	16	0	0	
Mason, Derrick	WR	WR	WR	WR	WR	WR	WR	WR	WR	WR	WR	WR	WR	WR	X	WR	WR	WR	16	15	0	0	
Mattison, Bryan	PS	PS	PS	PS	PS	PS	PS	PS	PS	X	X	INA	INA	PS	PS	PS	INA	INA	2	0	0	3	
McCann, Bryan	INA	NOR	NOR	NOR	NOR	NOR	NOR	NOR	NOR	NOR	NOR	NOR	NOR	NOR	NOR	NOR	NOR	NOR	0	0	0	1	
McClain, Jameel	WILL	WILL	X	WILL	WILL	WILL	WILL	WILL	WILL	WILL	WILL	WILL	WILL	WILL	WILL	WILL	WILL	WILL	16	15	0	0	
McClain, Le'Ron	X	FB	FB	FB	FB	FB	X	FB	FB	FB	FB	INA	FB	FB	FB	X	X	X	15	13	0	1	
McClellan, Albert	PS	PS	PS	PS	PS	PS	PS	PS	PS	PS	PS	PS	PS	PS	PS	PS	PS	PS	0	0	0	0	
McGahee, Willis	X	X	X	RB	X	DNP	RB	X	X	X	X	X	X	X	X	X	X	X	15	2	1	0	
McKie, Jason	NOR	NOR	NOR	NOR	NOR	NOR	NOR	NOR	NOR	NOR	INA	INA	INA	INA	INA	INA	INA	INA	0	0	0	5	
McKinney, Brandon	X	X	X	DE	DT	DE	DE	INA	INA	INA	INA	X	X	INA	X	X	X	X	11	4	0	5	
Miller, Prince	NOR	INA	INA	INA	PS	PS	PS	PS	PS	PS	PS	PS	NOR	NOR	NOR	NOR	NOR	NOR	0	0	0	3	
Moll, Tony	X	X	X	X	X	X	X	X	X	RG	RG	X	X	TE	X	TE	X	X	16	3	0	0	
Nakamura, Haruki	X	X	X	X	X	X	X	X	X	X	X	X	X	X	X	X	X	X	16	0	0	0	
Ngata, Haloti	DT	DT	DT	DT	X	DT	DT	DT	DT	DT	DT	DT	DT	DT	DT	DT	DT	DT	16	15	0	0	
Oher, Michael	LT	LT	LT	LT	LT	LT	LT	LT	LT	LT	LT	LT	LT	LT	LT	LT	LT	LT	16	16	0	0	
Parmelee, Jalen	X	X	X	X	X	X	X	X	X	X	X	X	X	X	X	X	X	X	16	0	0	0	
Pender, David	PS	PS	NOR	NOR	NOR	NOR	NOR	NOR	NOR	NOR	NOR	NOR	NOR	NOR	NOR	NOR	NOR	NOR	0	0	0	0	
Phillips, Jason	INA	INA	X	X	X	X	X	X	INA	X	X	INA	INA	INA	INA	X	X	INA	9	0	0	7	
Pitta, Dennis	X	X	X	X	INA	X	X	INA	INA	INA	X	X	X	X	X	INA	INA	INA	11	0	0	5	
Pryce, Trevor	X	X	X	NOR	NOR	NOR	NOR	NOR	NOR	NOR	NOR	NOR	NOR	NOR	NOR	NOR	NOR	NOR	3	0	0	0	
Ramsey, Andre	NOR	NOR	NOR	NOR	NOR	NOR	NOR	NOR	NOR	NOR	NOR	NOR	NOR	PS	PS	PS	PS	PS	0	0	0	0	
Redding, Cory	DE	DE	X	INA	DE	X	X	DE	DE	X	DE	DE	DE	DE	DE	DE	DE	DE	15	11	0	1	
Reed, David	X	X	X	X	X	X	INA	X	X	X	X	X	X	X	INA	INA	INA	INA	13	0	0	3	
Reed, Ed	PUP	PUP	PUP	PUP	PUP	PUP	FS	FS	FS	FS	FS	FS	FS	FS	FS	FS	FS	FS	10	10	0	0	
Rice, Ray	RB	RB	RB	X	RB	RB	X	RB	RB	RB	RB	RB	RB	RB	RB	RB	RB	RB	16	14	0	0	
Rodgers, Stefan	IR	NOR	NOR	NOR	NOR	NOR	NOR	NOR	NOR	NOR	NOR	NOR	NOR	NOR	NOR	NOR	NOR	NOR	0	0	0	0	
Sanders, Daniel	IR	IR	IR	IR	IR	IR	IR	IR	IR	IR	IR	IR	IR	IR	IR	IR	IR	IR	0	0	0	0	
Smith, Marcus	X	X	X	X	X	X	X	X	X	INA	INA	X	X	X	X	X	X	X	14	0	0	2	
Stallworth, Dante'	INA	INA	INA	INA	INA	INA	INA	X	X	X	X	X	X	INA	X	X	X	X	8	0	0	8	
Steele, Curtis	PS	PS	PS	PS	PS	PS	PS	PS	PS	PS	PS	PS	PS	PS	PS	PS	PS	PS	0	0	0	0	
Suggs, Terrell	RUSH	RUSH	RUSH	RUSH	RUSH	RUSH	RUSH	RUSH	RUSH	RUSH	RUSH	RUSH	RUSH	RUSH	RUSH	RUSH	RUSH	RUSH	16	16	0	0	
Talavou, Kelly	IR	IR	IR	IR	IR	IR	IR	IR	IR	IR	IR	IR	IR	IR	IR	IR	IR	IR	0	0	0	0	
Tyler, Devin	PS	PS	NOR	NOR	NOR	NOR	NOR	NOR	NOR	NOR	NOR	NOR	NOR	NOR	NOR	NOR	NOR	NOR	0	0	0	0	
Washington, Fabian	RCB	RCB	RCB	RCB	RCB	RCB	RCB	RCB	X	X	INA	X	INA	X	X	X	X	X	14	8	0	2	
Webb, Lardarius	INA	X	X	X	X	X	X	X	X	X	X	X	X	X	X	X	X	X	15	0	0	1	
Williams, Cary	SUS	SUS	X	X	X	X	X	X	X	X	X	INA	X	X	X	X	X	X	13	0	0	1	
Wilson, Josh	X	X	LCB	INA	X	INA	X	X	RCB	RCB	RCB	RCB	RCB	RCB	RCB	RCB	RCB	RCB	14	9	0	2	
Yanda, Marshal	RT	RT	RT	RT	RT	RT	RT	RT	RT	RT	RT	RG	RT	RT	RT	RT	RT	RT	16	16	0	0	
Zbikowski, Tom	FS	FS	FS	FS	FS	INA	INA	INA	INA	INA	INA	X	X	INA	INA	INA	INA	INA	8	6	0	8	

X=substituted; IR=injured reserve; PUP=physically unable to perform; NOR=not on roster; PS=practice squad; SUS=suspended



2010 BALTIMORE RAVENS STARTERS

GAME		WR	LT	LG	C	RG	OFFENSE		WR	QB	RB	FB	Other
							RT	TE					
9/13/10	at NY Jets	Mason	Oher	Grubbs	Birk	Chester	Yanda	Heap	Boldin	Flacco	Rice	n/a	Houshmandzadeh (WR)
9/19/10	at Cincinnati	Mason	Oher	Grubbs	Birk	Chester	Yanda	Heap	Boldin	Flacco	Rice	L. McClain	n/a
9/26/10	Cleveland	Mason	Oher	Grubbs	Birk	Chester	Yanda	Heap	Boldin	Flacco	Rice	L. McClain	n/a
10/3/10	at Pittsburgh	Mason	Oher	Grubbs	Birk	Chester	Yanda	Heap	Boldin	Flacco	McGahee	L. McClain	n/a
10/10/10	Denver	Mason	Oher	Grubbs	Birk	Chester	Yanda	Heap	Boldin	Flacco	Rice	L. McClain	n/a
10/17/10	at New England	Mason	Oher	Grubbs	Birk	Chester	Yanda	Heap	Boldin	Flacco	Rice	L. McClain	n/a
10/24/10	Buffalo	Mason	Oher	Grubbs	Birk	Chester	Yanda	Heap	Boldin	Flacco	McGahee	n/a	Dickson (TE)
11/7/10	Miami	Mason	Oher	Grubbs	Birk	Chester	Yanda	Heap	Boldin	Flacco	Rice	L. McClain	n/a
11/11/10	at Atlanta	Mason	Oher	Grubbs	Birk	Chester	Yanda	Heap	Boldin	Flacco	Rice	L. McClain	n/a
11/21/10	at Carolina	Mason	Oher	Grubbs	Birk	Moll	Yanda	Heap	Boldin	Flacco	Rice	L. McClain	n/a
11/28/10	Tampa Bay	Mason	Oher	Grubbs	Birk	Moll	Yanda	Heap	Boldin	Flacco	Rice	L. McClain	n/a
12/5/10	Pittsburgh	Mason	Oher	Grubbs	Birk	Chester	Yanda	Heap	Boldin	Flacco	Rice	n/a	Houshmandzadeh (WR)
12/13/10	at Houston	Mason	Oher	Grubbs	Birk	Yanda	Cousins	Chester	Boldin	Flacco	Rice	L. McClain	n/a
12/19/10	New Orleans	Mason	Oher	Grubbs	Birk	Chester	Yanda	Dickson	Boldin	Flacco	Rice	L. McClain	n/a
12/26/10	at Cleveland	n/a	Oher	Grubbs	Birk	Chester	Yanda	Dickson	Boldin	Flacco	Rice	L. McClain	Moll (TE)
1/2/11	Cincinnati	Mason	Oher	Grubbs	Birk	Chester	Yanda	Heap	Boldin	Flacco	Rice	L. McClain	n/a
1/9/11	at Kansas City	Mason	Oher	Grubbs	Birk	Chester	Yanda	Heap	Boldin	Flacco	Rice	n/a	Moll (TE)
1/15/11	at Pittsburgh	Mason	Oher	Grubbs	Birk	Chester	Yanda	Heap	Boldin	Flacco	Rice	n/a	Dickson (TE)

GAME		DT	DE	NT	Sam	Mike	Will	Rush	RCB	LCB	SS	FS	Other
9/19/10	at Cincinnati	Ngata	Redding	Gregg	Johnson	Lewis	J. McClain	Suggs	Washington	Carr	Landry	Zbikowski	n/a
9/26/10	Cleveland	Ngata	n/a	Gregg	Johnson	Lewis	D. Ellerbe	Suggs	Washington	Wilson	Landry	Zbikowski	Carr (CB)
10/3/10	at Pittsburgh	Ngata	McKinney	Gregg	Johnson	Lewis	J. McClain	Suggs	Washington	Carr	Landry	Zbikowski	n/a
10/10/10	Denver	McKinney	Redding	Gregg	Johnson	Lewis	J. McClain	Suggs	Washington	Carr	Landry	Zbikowski	n/a
10/17/10	at New England	Ngata	McKinney	Gregg	Johnson	Lewis	J. McClain	Suggs	Washington	Carr	Landry	Zbikowski	n/a
10/24/10	Buffalo	Ngata	McKinney	Gregg	Johnson	Lewis	J. McClain	Suggs	Washington	Carr	Landry	Reed	n/a
11/7/10	Miami	Ngata	Redding	Gregg	Johnson	Lewis	J. McClain	Suggs	Washington	Carr	Landry	Reed	n/a
11/11/10	at Atlanta	Ngata	Redding	Gregg	Johnson	Lewis	J. McClain	Suggs	Wilson	Carr	Landry	Reed	n/a
11/21/10	at Carolina	Ngata	Cody	Gregg	Johnson	Lewis	J. McClain	Suggs	Wilson	Carr	Landry	Reed	n/a
11/28/10	Tampa Bay	Ngata	Redding	Gregg	Johnson	Lewis	J. McClain	Suggs	Wilson	Carr	Landry	Reed	n/a
12/5/10	Pittsburgh	Ngata	Redding	Gregg	Johnson	Lewis	J. McClain	Suggs	Wilson	Carr	Landry	Reed	n/a
12/13/10	at Houston	Ngata	Redding	Gregg	Johnson	Lewis	J. McClain	Suggs	Wilson	Carr	Landry	Reed	n/a
12/19/10	New Orleans	Ngata	Redding	Gregg	Johnson	Lewis	J. McClain	Suggs	Wilson	Carr	Landry	Reed	n/a
12/26/10	at Cleveland	Ngata	Redding	Gregg	Johnson	Lewis	J. McClain	Suggs	Wilson	Carr	Landry	Reed	n/a
1/2/11	Cincinnati	Ngata	Redding	Gregg	Johnson	Lewis	J. McClain	Suggs	Wilson	Carr	Landry	Reed	n/a
1/9/11	at Kansas City	Ngata	Redding	Gregg	Johnson	Lewis	J. McClain	Suggs	Wilson	Carr	Landry	Reed	n/a
1/15/11	at Pittsburgh	Ngata	Redding	Gregg	Johnson	Lewis	J. McClain	Suggs	Wilson	Carr	Landry	Reed	n/a

Bold denotes first NFL start Playoffs in gray italics



2010 BALTIMORE RAVENS TRANSACTIONS

- 18-Jan** Signed the following players to Reserve/Future Contracts: TE Davon Drew, OL/DL Bryan Mattison, WR Maurice Price , WR Eron Riley, T Stefan Rodgers, T Joe Reitz, DE William VanDeSteege.
- 21-Jan** Signed the following players to Reserve/Future Contracts: FB Charles Ali, C Digger Bujnoch, WR Chris Hannon and G/C Daniel Sanders.
- 17-Feb** Signed **WR Donte' Stallworth**; Waived (failed physical) TE Quinn Sypniewski.
- 5-Mar** Signed exclusive rights free agent DT Lamar Divens.
- 8-Mar** Traded 2010 3rd- and 4th-round draft picks to the Arizona Cardinals in exchange for **WR Anquan Boldin** and a 2010 5th-round draft choice.
- 15-Mar** Signed exclusive rights free agent S Marcus Paschal; Signed TE Edgar Jones.
- 25-Mar** Signed exclusive rights free agent RB Matt Lawrence.
- 29-Mar** Signed free agent **DE Cory Redding**.
- 12-Apr** Signed restricted free agents QB John Beck and K Billy Cundiff.
- 13-Apr** Signed restricted free agents G/C Chris Chester and LB Prescott Burgess; Terminated the contract of CB Samari Rolle.
- 15-Apr** Signed restricted free agents LB Antwan Barnes and G/T Marshal Yanda; Signed exclusive rights free agent RB Jalen Parmele.
- 16-Apr** Signed restricted free agent QB Troy Smith.
- 19-Apr** Signed restricted free agents G/T Tony Moll and WR Demetrius Williams.
- 28-Apr** Waived FB Charles Ali.
- 3-May** Withdrew the tender offer of S Keith Fitzhugh.
- 7-May** Signed rookie free agents **WR Rodelin Anthony, LS Morgan Cox, DL John Fletcher, DB Ashton Hall, DE Albert McClellan, FB Mike McLaughlin, CB Prince Miller, CB Courtney Smith** and **RB Curtis Steele**.
- 17-May** Signed free agent **CB Travis Fisher** and rookie free agent **S Brad Jones**.
- 18-May** Signed exclusive rights free agents LB Dannel Ellerbe and NT Kelly Talavou.
- 19-May** Signed exclusive rights free agents S K.J. Gerard, WR Justin Harper and CB Cary Williams.
- 20-May** Signed restricted free agents WR Mark Clayton, P Sam Koch and CB Fabian Washington.
- 26-May** Signed exclusive rights free agent LB Jameel McClain.
- 3-Jun** Signed free agent **K Shayne Graham**.
- 7-Jun** Signed restricted free agent T Jared Gaither.
- 8-Jun** Waived LB/DE Willie VanDeSteege; Signed restricted free agent S Dawan Landry.
- 9-Jun** Signed restricted free agent FB Le'Ron McClain.
- 10-Jun** Waived WR Chris Hannon and WR Maurice Price.
- 17-Jun** Waived DE John Fletcher, DB Ashton Hall, CB Brad Jones, G/C Daniel Sanders and CB Courtney Smith.
- 22-Jun** Signed free agent **S Ken Hamlin**.
- 7-Jul** Signed free agent **CB Walt Harris** and draft pick **T Ramon Harewood**.
- 13-Jul** Signed free agent **QB Marc Bulger** and draft picks **TE Ed Dickson** and **DT Arthur Jones**.
- 21-Jul** Waived C Digger Bujnoch.
- 26-Jul** Signed draft pick **DT Terrence Cody**.
- 1-Aug** Waived WR Rodelin Anthony; Signed C Daniel Sanders; Placed CB Dmonique Foxworth on Injured Reserve (knee); Signed **T Devin Tyler**.
- 2-Aug** Traded QB John Beck to the Washington Redskins in exchange for **CB Doug Dutch**.
- 6-Aug** Placed vested veteran Walt Harris (leg) on Injured Reserve; Signed **CB Chris Hawkins**.
- 11-Aug** Terminated the contract of vested veteran CB Walt Harris (injury settlement).
- 14-Aug** Terminated the contract of vested veteran LS Matt Katula; Signed DB Brad Jones.
- 30-Aug** Waived CB Doug Dutch; Placed DB Marcus Paschal (leg) and C Daniel Sanders (shoulder) on Injured Reserve (waived injured).
- 31-Aug** Placed LB Brendon Ayanbadejo (leg) and RB Matt Lawrence (leg) on the Reserve Physically Unable to Perform List.
- 1-Sep** Placed FB Mike McLaughlin (hip) on Injured Reserve (waived injured); Signed (via trade with Seattle) **CB Josh Wilson**.
- 4-Sep** Placed G/C David Hale (back), T Ramon Harewood (knees), G/T Stefan Rodgers (ankle) and DT Kelly Talavou (knee) on Injured Reserve; Placed S Ed Reed (hip) on the Reserve Physically Unable to Perform List; Waived TE Davon Drew, CB Travis Fisher, DB K.J. Gerard, K Shayne Graham, WR Justin Harper, CB Chris Hawkins, DB Brad Jones, C/G Bryan Mattison, OLB Albert McClellan, T/G Joe Reitz, WR Eron Riley, QB Troy Smith, RB Curtis Steele, T Devin Tyler and WR Demetrius Williams.
- 5-Sep** Waived CB Prince Miller; Signed **CB Bryan McCann** (off waivers - Dallas); Signed TE Davon Drew, WR Justin Harper, G/C Bryan Mattison, OLB Albert McClellan, RB Curtis Steele and T Devin Tyler to the practice squad.
- 6-Sep** Waived (injury settlement) DB Marcus Paschal; Signed **QB Hunter Cantwell** to the practice squad; Traded WR Mark Clayton to the St. Louis Rams for an undisclosed draft pick.
- 7-Sep** Signed **WR T.J. Houshmandzadeh**.
- 8-Sep** Signed **DB David Pender** to the practice squad.
- 9-Sep** Waived (injury settlement) FB Mike McLaughlin; Waived QB Hunter Cantwell from the practice squad and signed **T Andrew Gardner** to the practice squad.
- 14-Sep** Waived (injury settlements) G/T Stefan Rodgers and C/G David Hale; Waived T Andrew Gardner from the practice squad and signed QB Hunter Cantwell to the practice squad.
- 15-Sep** Waived CB Bryan McCann from the 53-man roster and signed CB Prince Miller.
- 21-Sep** Waived DB David Pender and T Devin Tyler from the practice squad.
- 22-Sep** Signed **T Brady Bond** to the practice squad; Waived S Ken Hamlin from the 53-man roster.
- 23-Sep** Signed **DB Danny Gorrer** to the practice squad.
- 29-Sep** Waived DE Trevor Pryce from the 53-man roster and signed S Ken Hamlin.
- 5-Oct** Waived CB Prince Miller from the 53-man roster.
- 6-Oct** Signed **T Scott Kooistra** to the 53-man roster.
- 7-Oct** Signed CB Prince Miller to the practice squad.
- 23-Oct** Placed T Jared Gaither (back) on Injured Reserve and waived OLB Edgar Jones; Activated LB Brendon Ayanbadejo and S Ed Reed from the Physically Unable to Perform list to the 53-man roster.
- 20-Nov** Waived T Scott Kooistra; Signed G/C Bryan Mattison from the practice squad to the 53-man roster.
- 23-Nov** Signed G/T Colin Brown to the practice squad.
- 30-Nov** Waived S Ken Hamlin; Signed **FB Jason McKie** to the 53-man roster.
- 8-Dec** Signed DB Danny Gorrer to the practice squad after CB Prince Miller was signed by Detroit off the Ravens' practice squad.
- 15-Dec** Signed **T Andre Ramsey** to the practice squad after G/T Colin Brown was signed by Buffalo off the Ravens' practice squad.
- 20-Dec** Waived G/C Bryan Mattison; Signed TE Davon Drew from the practice squad to the 53-man roster.
- 22-Dec** Signed G/C Bryan Mattison to the practice squad.
- 29-Dec** Placed LS Morgan Cox (knee) on Injured Reserve; Signed **LS Kevin Houser** to the 53-man roster.
- 11-Jan** Signed free agent WR James Hardy to a Reserve/Future contract.
- 14-Jan** Waived FB Jason McKie; Signed G/C Bryan Mattison from the practice squad to the 53-man roster.



– RAVENS STATISTICS –

- **Cumulative Season Stats**
- **Team Game-by-Game Statistics**
- **Longest Plays from Scrimmage**
- **Team Superlatives**
- **Individual Superlatives**
- **Turnover Table**
- **Inside-the-20 Scoring**
- **First Downs**
- **Pass Completions by Distance**
- **The Last Time**
- **Penalty Challenges**
- **Seasonal Drive Charts**
- **2010 Game Recaps**



2010 BALTIMORE RAVENS POSTSEASON STATISTICS

WON 1, LOST 1

01/09 W 30- 7 at Kansas City 72,190
 01/15 L 24-31 at Pittsburgh 64,879

	Balt.	Opp.
TOTAL FIRST DOWNS	38	29
Rushing	6	13
Passing	27	13
Penalty	5	3
3rd Down: Made/Att	14/29	8/22
3rd Down Pct.	48.3	36.4
4th Down: Made/Att	1/2	1/3
4th Down Pct.	50.0	33.3
POSSESSION AVG.	33:38	26:22
TOTAL NET YARDS	516	424
Avg. Per Game	258.0	212.0
Total Plays	131	109
Avg. Per Play	3.9	3.9
NET YARDS RUSHING	177	179
Avg. Per Game	88.5	89.5
Total Rushes	58	50
NET YARDS PASSING	339	245
Avg. Per Game	169.5	122.5
Sacked/Yards Lost	9/51	9/51
Gross Yards	390	296
Att./Completions	64/41	50/28
Completion Pct.	64.1	56.0
Had Intercepted	1	3
PUNTS/AVERAGE	6/46.2	7/49.6
NET PUNTING AVG.	6/39.2	7/35.7
PENALTIES/YARDS	8/94	14/133
FUMBLES/BALL LOST	5/4	4/4
TOUCHDOWNS	6	5
Rushing	2	3
Passing	3	2
Returns	1	0

* SCORE BY PERIODS	Q1	Q2	Q3	Q4	OT	PTS
TEAM	17	14	13	10	0	54
OPPONENTS	14	0	14	10	0	38

* SCORING	TD-Ru	Pa	Rt	K-PAT	FG	S	PTS
Cundiff	0	0	0	6/6	4/4	0	18
Rice	2	1	1	0		0	12
Boldin	1	0	1	0		0	6
Heap	1	0	1	0		0	6
McGahee	1	1	0	0		0	6
Redding	1	0	0	1		0	6
TEAM	6	2	3	6/6	4/4	0	54
OPPONENTS	5	3	2	5/5	1/2	0	38

2-Pt Conv: TEAM 0-0, OPPONENTS 0-0

SACKS: Suggs 5, Lewis 1, Nakamura 1, Kruger 0.5, Landry 0.5, Ngata 0.5, Redding 0.5, TEAM 9, OPPONENTS 9

FUM/LOST: Flacco 3/2, Nakamura 1/1, Rice 1/1

* RUSHING	No.	Yds	Avg	Long	TD
Rice	29	89	3.1	14t	1
McGahee	14	48	3.4	25t	1
Flacco	9	25	2.8	13	0
Parmelee	4	13	3.3	6	0
L. McClain	1	1	1.0	1	0
Stallworth	1	1	1.0	1	0
TEAM	58	177	3.1	25t	2
OPPONENTS	50	179	3.6	41t	3

* RECEIVING	No.	Yds	Avg	Long	TD
Heap	13	151	11.6	21	1
Rice	12	74	6.2	11	1
Boldin	6	62	10.3	27	1
Houshmandzadeh	4	66	16.5	28	0
McGahee	4	24	6.0	10	0
Mason	1	11	11.0	11	0
Dickson	1	2	2.0	2	0
TEAM	41	390	9.5	28	3
OPPONENTS	28	296	10.6	58	2

* INTERCEPTIONS	No.	Yds	Avg	Long	TD
Landry	1	9	9.0	9	0
Nakamura	1	3	3.0	3	0
Wilson	1	0	0.0	0	0
TEAM	3	12	4.0	9	0
OPPONENTS	1	17	17.0	17	0

* PUNTING	No.	Yds	Avg	Net	TB	In	Lg	B
Koch	6	277	46.2	39.2	1	4	61	0
TEAM	6	277	46.2	39.2	1	4	61	0
OPPONENTS	7	347	49.6	35.7	3	2	55	0

* PUNT RETURNS	Ret	FC	Yds	Avg	Long	TD
Webb	2	1	37	18.5	36	0
TEAM	2	1	37	18.5	36	0
OPPONENTS	3	1	22	7.3	12	0

* KICKOFF RETURNS	No.	Yds	Avg	Long	TD
Parmelee	3	65	21.7	29	0
L. McClain	2	22	11.0	12	0
Webb	2	59	29.5	38	0
TEAM	7	146	20.9	38	0
OPPONENTS	9	184	20.4	36	0

* FIELD GOALS	1-19	20-29	30-39	40-49	50+
Cundiff	1/1	3/3	0/0	0/0	0/0
TEAM	1/1	3/3	0/0	0/0	0/0
OPPONENTS	0/0	0/0	1/1	0/1	0/0
Cundiff: (19G,29G,29G) (24G)					
TEAM: (19G,29G,29G) (24G)					
OPPONENTS: () (43N,35G)					

* PASSING	Att	Cmp	Yds	Cmp%	Yds/Att	TD	TD%	Int	Int%	Long	Sack/Lost	Rating
Flacco	64	41	390	64.1	6.09	3	4.7	1	1.6	28	9/ 51	90.0
TEAM	64	41	390	64.1	6.09	3	4.7	1	1.6	28	9/ 51	90.0
OPPONENTS	50	28	296	56.0	5.92	2	4.0	3	6.0	58	9/ 51	61.8



2010 POSTSEASON DEFENSIVE STATS

from Press Box Stats

Name	Total	Solo	Assists	Sacks	Yds.	INT	Yds.	PD	FF	FR
Landry, Dawan	14	7	7	0.5	2	1	9	2	0	0
Lewis, Ray	13	9	4	1	10	0	0	0	1	0
Suggs, Terrell	10	9	1	5	25	0	0	0	1	0
McClain, Jameel	9	4	5	0	0	0	0	0	0	0
Carr, Chris	8	7	1	0	0	0	0	0	0	1
Ellerbe, Dannell	7	5	2	0	0	0	0	0	1	0
Reed, Ed	7	6	1	0	0	0	0	0	0	1
Webb, Lardarius	5	5	0	0	0	0	0	0	0	0
Gregg, Kelly	4	0	4	0	0	0	0	0	0	0
Johnson, Jarret	4	2	2	0	0	0	0	0	0	0
Ngata, Haloti	4	3	1	0.5	2	0	0	1	0	0
Wilson, Josh	4	4	0	0	0	1	0	3	0	0
McKinney, Brandon	3	2	1	0	0	0	0	1	0	1
Cody, Terrence	2	1	1	0	0	0	0	0	1	0
Nakamura, Haruki	2	2	0	1	3	1	3	1	0	0
Redding, Cory	2	0	2	0.5	4.5	0	0	0	0	1
Kruger, Paul	1	0	1	0.5	4.5	0	0	0	0	0
Totals	99	66	33	9	51	3	12	8	4	4



2010 POSTSEASON SPECIAL TEAMS STATS

from Press Box Stats

Name	Total	Solo	Assists	FF	FR	Blocked Kicks
Ayandadejo, Brendan	4	1	3	0	0	0
Burgess, Prescott	3	2	1	0	0	0
Ellerbe, Dannell	2	1	1	0	0	0
Gooden, Tavares	2	2	0	0	0	0
McClain, Jameel	2	2	0	0	0	0
Parmele, Jalen	2	1	1	0	0	0
Cundiff, Billy	1	1	0	0	0	0
Dickson, Ed	1	0	1	0	0	0
Landry, Dawan	1	1	0	0	0	0
Nakamura, Haruki	1	0	1	0	0	0
Smith, Marcus	1	0	1	0	0	0
Totals	20	11	9	0	0	0





2010 BALTIMORE RAVENS STATISTICS

WON 12, LOST 4

09/13	W 10-9	at New York Jets	78,127
09/19	L 10-15	at Cincinnati	64,071
09/26	W 24-17	Cleveland	71,119
10/03	W 17-14	at Pittsburgh	64,729
10/10	W 31-17	Denver	71,246
10/17	L 20-23	OT at New England	68,756
10/24	W 37-34	OT Buffalo	71,220
11/07	W 26-10	Miami	71,305
11/11	L 21-26	at Atlanta	68,474
11/21	W 37-13	at Carolina	73,021
11/28	W 17-10	Tampa Bay	70,989
12/05	L 10-13	Pittsburgh	71,418
12/13	W 34-28	OT at Houston	71,413
12/19	W 30-24	New Orleans	71,432
12/26	W 20-10	at Cleveland	65,028
01/02	W 13-7	Cincinnati	71,088

TOTAL FIRST DOWNS		303	284
Rushing		97	79
Passing		175	187
Penalty		31	18
3rd Down: Made/Att	82/210	87/229	
3rd Down Pct.	39.0	38.0	
4th Down: Made/Att	4/10	6/12	
4th Down Pct.	40.0	50.0	
POSSESSION AVG.	30:42	29:18	
TOTAL NET YARDS	5166	5102	
Avg. Per Game	322.9	318.9	
Total Plays	1018	1007	
Avg. Per Play	5.1	5.1	
NET YARDS RUSHING	1831	1503	
Avg. Per Game	114.4	93.9	
Total Rushes	487	384	
NET YARDS PASSING	3335	3599	
Avg. Per Game	208.4	224.9	
Sacked/Yards Lost	40/294	27/190	
Gross Yards	3629	3789	
Att./Completions	491/308	596/349	
Completion Pct.	62.7	58.6	
Had Intercepted	10	19	
PUNTS/AVERAGE	81/43.6	89/43.5	
NET PUNTING AVG.	81/39.2	89/39.1	
PENALTIES/YARDS	90/673	117/984	
FUMBLES/BALL LOST	22/10	24/8	
TOUCHDOWNS	40	27	
Rushing	11	5	
Passing	25	22	
Returns	4	0	

* SCORE BY PERIODS								
	Q1	Q2	Q3	Q4	OT	PTS		
TEAM	61	132	75	80	9	357		
OPPONENTS	51	73	24	119	3	270		
* SCORING								
	TD	Ru	Pa	Rt	K-PAT	FG	S	PTS
Cundiff	0	0	0	0	39/39	26/29	0	117
Boldin	7	0	7	0			0	42
Mason	7	0	7	0			0	42
McGahee	6	5	1	0			0	36
Rice	6	5	1	0			0	36
Heap	5	0	5	0			0	30
Houshmandzadeh	3	0	3	0			0	18
Dickson	1	0	1	0			0	6
Flacco	1	1	0	0			0	6
Landry	1	0	0	1			0	6
Lewis	1	0	0	1			0	6
D. Reed	1	0	0	1			0	6
Wilson	1	0	0	1			0	6
TEAM	40	11	25	4	39/39	26/29	0	357
OPPONENTS	27	5	22	0	25/25	27/32	0	270

2-Pt Conv: **TEAM 0-0, OPPONENTS 1-2**
SACKS: Suggs 11, Ngata 5.5, Redding 3, Lewis 2, Johnson 1.5, Ellerbe 1, Kruger 1, Landry 1, J. McClain 1, **TEAM 27, OPPONENTS 40**
FUM/LOST: Flacco 9/4, McGahee 2/2, E. Reed 2/0, Webb 2/1, Boldin 1/1, Heap 1/0, Houshmandzadeh 1/0, Koch 1/0, Parmele 1/0, Stallworth 1/1, Wilson 1/1

* PASSING												
	Att	Cmp	Yds	Cmp%	Yds/Att	TD	%	Int	Int%	Long	Sack/Lost	Rating
Flacco	489	306	3622	62.6	7.41	25	5.1	10	2.0	67	40/ 294	93.6
Boldin	1	1	-6	100.0	-6.00	0	0.0	0	0.0	-6	0/ 0	79.2
Koch	1	1	13	100.0	13.00	0	0.0	0	0.0	13	0/ 0	118.8
TEAM	491	308	3629	62.7	7.39	25	5.1	10	2.0	67	40/ 294	93.6
OPPONENTS	596	349	3789	58.6	6.36	22	3.7	19	3.2	88t	27/ 190	76.4

* RUSHING					
	No.	Yds	Avg	Long	TD
Rice	307	1220	4.0	50	5
McGahee	100	380	3.8	30t	5
L. McClain	28	85	3.0	16	0
Flacco	43	84	2.0	14	1
Stallworth	5	45	9.0	19	0
D. Reed	1	15	15.0	15	0
Boldin	2	2	1.0	3	0
Koch	1	0	0.0	0	0
TEAM	487	1831	3.8	50	11
OPPONENTS	384	1503	3.9	48	5

* RECEIVING					
	No.	Yds	Avg	Long	TD
Boldin	64	837	13.1	61	7
Rice	63	556	8.8	34	1
Mason	61	802	13.1	42	7
Heap	40	599	15.0	65t	5
Houshmandzadeh	30	398	13.3	56t	3
L. McClain	21	134	6.4	19	0
McGahee	14	55	3.9	32t	1
Dickson	11	152	13.8	58	1
Stallworth	2	82	41.0	67	0
Williams	1	13	13.0	13	0
Pitta	1	1	1.0	1	0
TEAM	308	3629	11.8	67	25
OPPONENTS	349	3789	10.9	88t	22

* INTERCEPTIONS					
	No.	Yds	Avg	Long	TD
E. Reed	8	183	22.9	44	0
Wilson	3	12	4.0	12t	1
Webb	2	32	16.0	32	0
Lewis	2	26	13.0	24t	1
Carr	2	13	6.5	12	0
Hamlin	1	0	0.0	0	0
Redding	1	0	0.0	0	0
Landry	0	23	---	23t	1
TEAM	19	289	15.2	44	3
OPPONENTS	10	191	19.1	66	0

* PUNTING								
	No.	Yds	Avg	Net	TB	In	Lg	B
Koch	81	3530	43.6	39.2	4	39	60	0
TEAM	81	3530	43.6	39.2	4	39	60	0
OPPONENTS	89	3875	43.5	39.1	4	26	65	0

* PUNT RETURNS						
	Ret	FC	Yds	Avg	Long	TD
Webb	21	12	199	9.5	35	0
Zbikowski	16	8	101	6.3	20	0
Carr	3	0	8	2.7	10	0
E. Reed	3	6	11	3.7	9	0
TEAM	43	26	319	7.4	35	0
OPPONENTS	34	22	275	8.1	32	0

* KICKOFF RETURNS					
	No.	Yds	Avg	Long	TD
Parmeale	24	562	23.4	39	0
D. Reed	21	616	29.3	103t	1
Wilson	6	117	19.5	26	0
Zbikowski	3	48	16.0	20	0
Carr	1	14	14.0	14	0
Nakamura	0	0	---	---	0
TEAM	55	1357	24.7	103t	1
OPPONENTS	38	987	26.0	64	0

* FIELD GOALS					
	1-19	20-29	30-39	40-49	50+
Cundiff	0/0	11/11	8/9	7/8	0/1
TEAM	0/0	11/11	8/9	7/8	0/1
OPPONENTS	2/2	8/9	8/8	7/10	2/3
Cundiff: (25G)(38G)(51N,49G)(46N,33G)(37G)(26G,25G)(41G,48G,38G)(26G,39G,37N,20G,24G)() (22G,33G,49G)(45G)(24G)() (33G,32G,27G)(27G,40G)(25G,47G)					
OPP: (23G,28G,48G)(36G,30G,46G,38G,25G)(38G,49N,45N)(38G)(38G,24G,35G)(21G,50G)(19G,46N,28G,51G)(45G,40G)(22G)(45G,19G)(52N,24G,42G)(47G)(30G)(29N)					



RAVENS DEFENSIVE STATS

from Coaches Video

Name	Total	Solo	Assists	Sacks	Yds.	INT	Yds.	PD	FF	FR
Lewis, Ray	145	103	42	2	8	2	26	4	2	3
Landry, Dawan	111	83	28	1	10	0	23	3	1	1
McClain, Jameel	91	58	33	1	3	0	0	2	0	1
Johnson, Jarret	77	50	27	1.5	10	0	0	2	2	0
Carr, Chris	67	56	11	0	0	2	13	8	3	0
Ngata, Haloti	65	48	17	5.5	43	0	0	5	0	1
Webb, Lardarius	60	56	4	0	0	2	32	11	0	1
Suggs, Terrell	58	38	20	11	73	0	0	2	2	0
Gregg, Kelly	39	22	17	0	0	0	0	0	0	0
Reed, Ed	39	29	10	0	0	8	183	16	1	0
Redding, Cory	38	29	9	3	21	1	0	4	0	0
Wilson, Josh	36	35	1	0	0	3	12	15	0	0
Washington, Fabian	31	27	4	0	0	0	0	8	0	0
Ellerbe, Dannell	29	22	7	1	13	0	0	1	0	0
Nakamura, Haruki	16	12	4	0	0	0	0	1	0	0
Zbikowski, Tom	16	11	5	0	0	0	0	1	0	0
Gooden, Tavares	14	11	3	0	0	0	0	0	0	0
Cody, Terrence	13	5	8	0	0	0	0	0	0	0
McKinney, Brandon	9	5	4	0	0	0	0	0	0	0
Hamlin, Ken	3	2	1	0	0	1	0	1	0	0
Ayanbadejo, Brendon	2	2	0	0	0	0	0	0	1	0
Burgess, Prescott	2	0	2	0	0	0	0	0	0	0
Pryce, Trevor	1	0	1	0	0	0	0	0	0	0
Kruger, Paul	1	1	0	1	9	0	0	2	0	0
Totals	963	705	258	27	190	19	289	86	12	7



SPECIAL TEAMS STATS

from Coaches Video

Name	Total	Solo	Assists	FF	FR	Blocked Kicks
Burgess, Prescott	15	13	2	0	0	0
Nakamura, Haruki	13	13	0	0	0	0
Parmele, Jalen	12	10	2	1	0	0
Reed, David	11	10	1	1	0	0
Ellerbe, Dannell	6	3	3	0	0	0
McClain, Jameel	6	3	3	0	0	0
Phillips, Jason	6	4	2	1	0	0
Williams, Cary	6	6	0	0	0	0
Landry, Dawan	5	3	2	0	0	0
Smith, Marcus	5	4	1	0	0	0
Ayanbadejo, Brendon	4	2	2	0	0	0
Dickson, Ed	3	3	0	0	0	0
Gooden, Tavares	3	2	1	0	0	0
Cox, Morgan	2	1	1	0	0	0
Cundiff, Billy	2	2	0	0	0	0
Jones, Edgar	2	2	0	1	0	0
Wilson, Josh	2	2	0	0	1	0
Hamlin, Ken	1	0	1	0	1	0
Koch, Sam	1	1	0	0	0	0
Pitta, Dennis	1	1	0	0	0	0
Stallworth, Donte	1	1	0	0	0	0
Washington, Fabian	1	1	0	0	0	0
Totals	108	87	21	4	2	0

BALTIMORE RAVENS 2010 POSTSEASON GAME BY GAME OFFENSIVE STATISTICS

Game	1/9/11 at KC	1/15/11 at Pit.
Points	30	24
1st Qtr	3	14
2nd Qtr	7	7
3rd Qtr	13	0
4th Qtr	7	3
Overtime	0	0
TDs (Ru-P-Ret)	1-2-0	1-1-1
PATs (M/A)	3-3	3-3
2PT Convs (M/A)	0-0	0-0
FGs (M/A)	3-3	1-1
Safeties	0	0
First Downs	26	12
Rushing	4	2
Passing	19	8
Penalty	3	2
3rd Down Conv (M/A)	9-17	5-12
3rd Down Conv Pct	52.94%	41.67%
4th Down Conv (M/A)	1-1	0-1
4th Down Conv Pct	100.00%	0.00%
Total Net Yards	390	126
Total Off. Plays	78	53
Avg. Gain Per Play	5	2.4
Net Yards Rushing	142	35
Total Rushing Plays	40	18
Avg. Gain Per Rush	3.6	1.9
Net Yards Passing	248	91
Times Sacked	4	5
Yards Lost on Sacks	17	34
Gross Yards Passing	265	125
Pass Attempts	34	30
Pass Completions	25	16
Completion Pct	73.53%	53.33%
Avg. Gain Per Pass	6.5	2.6
Interceptions	0	1
Fumbles / Fum. Lost	3-2	2-2
Penalties	2	6
PenaltyYards	20	74
Punts	2	4
Gross Punting Avg	31	53.8
Touchbacks	0	1
Inside20	2	2
Punts Blocked	0	0
Net Punting Average	31	43.3
Punt Returns	0	2
Punt Return Yards	0	37
Punt Return Avg.	0	18.5
Fair Catches	1	0
Kickoff Returns	1	6
Kickoff Return Yards	29	117
Kickoff Return Avg.	29	19.5
Time of Possession	41:44:00	25:32:00

BALTIMORE RAVENS 2010 POSTSEASON GAME BY GAME DEFENSIVE STATISTICS

Game	1/9/11 at KC	1/15/11 at Pit.
Points	7	31
1st Qtr	7	7
2nd Qtr	0	0
3rd Qtr	0	14
4th Qtr	0	10
Overtime	0	0
TDs (Ru-P-Ret)	1-0-0	2-2-0
PATs (M/A)	1-1	4-4
2PT Convs (M/A)	0-0	0-0
FGs (M/A)	0-0	1-2
Safeties	0	0
First Downs	8	21
Rushing	6	7
Passing	2	11
Penalty	0	3
3rd Down Conv (M/A)	1-8	7-14
3rd Down Conv Pct	12.50%	50.00%
4th Down Conv (M/A)	0-2	1-1
4th Down Conv Pct	0.00%	100.00%
Total Net Yards	161	263
Total Off. Plays	40	69
Avg. Gain Per Play	4	3.8
Net Yards Rushing	108	71
Total Rushing Plays	19	31
Avg. Gain Per Rush	5.7	2.3
Net Yards Passing	53	192
Times Sacked	3	6
Yards Lost on Sacks	17	34
Gross Yards Passing	70	226
Pass Attempts	18	32
Pass Completions	9	19
Completion Pct	50.00%	59.38%
Avg. Gain Per Pass	2.5	5.1
Interceptions	3	0
Fumbles / Fum. Lost	2-2	2-2
Penalties	5	9
Penalty Yards	40	93
Punts	3	4
Gross Punting Average	51	48.5
Touchbacks	2	1
Inside20	1	1
Punts Blocked	0	0
Net Punting Average	37.7	34.3
Punt Returns	0	3
Punt Return Yards	0	22
Punt Return Avg.	0	7.3
Fair Catches	1	0
Kickoff Returns	4	5
Kickoff Return Yards	83	101
Kickoff Return Avg.	20.8	20.2
Time of Possession	18:16:00	34:28:00

BALTIMORE RAVENS 2010 REGULAR SEASON GAME BY GAME OFFENSIVE STATISTICS

Game	9/13 at NYJ	9/19 at Cin.	9/26 vs. Cle.	10/3 at Pit.	10/10 vs. Den.	10/17 at NE	10/24 vs. Buf.	11/7 vs. Mia.	11/11 at Atl.	11/21 at Car.	11/28 vs. TB	12/5 vs. Pit.	12/13 at Hou.	12/19 vs. NO	12/26 at Cle.	1/2/10 vs. Cin.
Points	10	10	24	17	31	20	37	26	21	37	17	10	34	30	20	13
1st Qtr	0	0	7	0	7	3	3	7	0	10	0	7	7	7	0	3
2nd Qtr	7	0	7	10	10	7	17	6	0	7	17	0	14	14	13	3
3rd Qtr	3	7	0	0	0	7	14	7	7	3	0	3	7	3	7	7
4th Qtr	0	3	10	7	14	3	0	6	14	17	0	0	0	6	0	0
Overtime	0	0	0	0	0	0	3	0	0	0	0	0	6	0	0	0
TDs (Ru-P-Ret)	1-0-0	0-1-0	0-3-0	1-1-0	4-0-0	0-2-0	1-3-0	0-2-0	0-3-0	1-1-2	0-2-0	0-1-0	1-2-2	1-2-0	0-2-0	1-0-0
PATs (M/A)	1-1	1-1	3-3-0	2-2	4-4	2-2	4-4	2-2	3-3	4-4	2-2	1-1	4-4	3-3	2-2	1-1
2PT Convs (M/A)	0-0	0-0	0-0	0-0	0-0	0-0	0-0	0-0	0-0	0-0	0-0	0-0	0-0	0-0	0-0	0-0
FGs (M/A)	1-1	1-1	1-2	1-2	1-1	2-2	3-3	4-5	0-0	3-3	1-1	1-1	0-0	3-3	2-2	2-2
Safeties	0	0	0	0	0	0	0	0	0	0	0	0	0	0	0	0
First Downs	20	14	19	22	28	21	21	23	20	22	18	14	19	17	15	10
Rushing	2	6	2	4	17	4	8	8	8	7	5	2	3	8	9	4
Passing	12	7	16	14	10	13	12	15	12	13	12	9	13	6	6	5
Penalty	6	1	1	4	1	4	1	0	0	2	1	3	3	3	0	1
3rd Down Conv (M/A)	11-19	4-15	6-12	4-11	7-13	5-16	2-11	6-13	6-11	2-11	3-12	4-13	8-15	5-14	7-13	2-11
3rd Down Conv Pct	57.89%	26.67%	50.00%	36.36%	53.85%	31.25%	18.18%	46.15%	54.55%	18.18%	25.00%	30.77%	53.33%	35.71%	53.85%	18.18%
4th Down Conv (M/A)	0-0	0-1	0-0	0-1	0-1	0-0	1-1	1-2	0-0	0-0	0-0	1-2	0-0	1-1	0-1	0-0
4th Down Conv Pct	0.00%	0.00%	0.00%	0.00%	0.00%	0.00%	100.00%	50.00%	0.00%	0.00%	0.00%	50.00%	0.00%	100.00%	0.00%	0.00%
Total Net Yards	282	259	365	320	415	377	364	402	320	378	349	269	253	356	258	199
Total Off. Plays	75	63	59	65	73	72	62	71	57	67	65	57	62	62	58	50
Avg. Gain Per Play	3.8	4.1	6.2	4.9	5.7	5.2	5.9	5.7	5.6	5.6	5.4	4.7	4.1	5.7	4.4	4
Net Yards Rushing	49	109	109	70	233	99	135	146	116	100	92	43	63	208	161	98
Total Rushing Plays	35	23	27	27	47	34	29	39	21	31	26	20	24	39	38	27
Avg. Gain Per Rush	1.4	4.7	4	2.6	5	2.9	4.7	3.7	5.5	3.2	3.5	2.2	2.6	5.3	4.2	3.6
Net Yards Passing	233	150	256	250	182	278	229	256	204	278	257	226	190	148	97	101
Times Sacked	2	1	0	1	1	3	2	4	2	3	4	4	5	3	1	4
Yards Lost on Sacks	15	4	0	6	14	7	21	23	11	23	32	40	45	24	5	24
Gross Yards Passing	248	154	256	256	196	285	250	279	215	301	289	266	235	172	102	125
Pass Attempts	38	39	32	37	25	35	31	28	34	33	35	33	33	20	19	19
Pass Completions	20	17	23	24	14	27	16	21	22	24	25	17	22	10	12	14
Completion Pct	52.63%	43.59%	71.88%	64.86%	56.00%	77.14%	51.61%	75.00%	64.71%	72.73%	71.43%	51.52%	66.67%	50.00%	63.16%	73.68%
Avg. Gain Per Pass	5.8	3.8	8	6.6	7	7.3	6.9	8	5.7	7.7	6.6	6.1	5	6.4	4.9	4.4
Interceptions	1	4	0	1	0	0	0	0	1	0	1	0	0	0	1	1
Fumbles / Fum. Lost	2-2	1-0	0-0	2-1	0-0	1-0	2-2	1-0	2-1	4-2	1-0	2-1	1-0	0-0	1-0	1-1
Penalties	5	5	8	7	5	8	4	5	6	3	4	9	3	10	1	7
PenaltyYards	38	45	60	52	66	67	18	40	51	20	30	53	15	68	5	45
Punts	6	7	3	3	4	9	5	0	4	5	7	6	7	5	3	7
Gross Punting Avg	40.7	36.7	48.7	42	43.5	44.9	44.2	0	49.5	46.6	43.6	39.8	45.4	38.6	45.7	47.9
Touchbacks	0	0	0	0	1	0	0	0	0	1	1	1	0	0	0	0
Inside20	2	4	1	3	1	5	3	0	3	1	3	3	5	2	1	2
Punts Blocked	0	0	0	0	0	0	0	0	0	0	0	0	0	0	0	0
Net Punting Average	30.3	35.9	48.7	40.7	38.5	40.1	44.2	0	45.5	37.2	38.6	34.7	43.1	36.8	40	40.9
Punt Returns	4	5	3	3	3	1	0	2	2	5	4	3	2	2	1	3
Punt Return Yards	5	31	24	19	31	-1	0	12	16	41	20	47	24	35	1	14
Punt Return Avg.	1.3	6.2	8	6.3	10.3	-1	0	6	8	8.2	5	15.7	12	17.5	1	4.7
Fair Catches	1	1	1	2	2	1	2	1	2	3	3	1	2	2	2	0
Kickoff Returns	4	3	4	3	3	3	6	3	3	4	3	4	6	4	1	1
Kickoff Return Yards	72	92	85	55	60	56	133	69	64	160	64	72	233	97	15	30
Kickoff Return Avg.	18	30.7	21.3	18.3	20	18.7	22.2	23	21.3	40	21.3	18	38.8	24.3	15	30
Time of Possession	38:32:00	25:44:00	30:08:00	30:31:00	36:17:00	40:14:00	25:30:00	38:22:00	24:51:00	34:33:00	31:02:00	25:52:00	31:18:00	31:29:00	31:46:00	25:18:00

BALTIMORE RAVENS 2010 REGULAR SEASON GAME BY GAME DEFENSIVE STATISTICS

Game	9/13 at NYJ	9/19 at Cin.	9/26 vs. Cle.	10/3 at Pit.	10/10 vs. Den.	10/17 at NE	10/24 vs. Buf.	11/7 vs. Mia.	11/11 at Atl.	11/21 at Car.	11/28 vs. TB	12/5 vs. Pit.	12/13 at Hou.	12/19 vs. NO	12/26 at Cle.	1/2/10 vs. Cin.
Points	9	15	17	14	17	23	34	10	26	13	10	13	28	24	10	7
1st Qtr	3	0	3	7	0	7	10	7	0	0	0	0	0	7	7	0
2nd Qtr	3	6	7	0	7	0	14	3	10	3	3	0	7	7	3	0
3rd Qtr	0	3	0	0	0	3	0	0	3	3	0	3	6	3	0	0
4th Qtr	3	6	7	7	10	10	10	0	13	7	7	10	15	7	0	7
Overtime	0	0	0	0	0	3	0	0	0	0	0	0	0	0	0	0
TDs (Ru-P-Ret)	0-0-0	0-0-0	1-1-0	2-0-0	0-2-0	1-1-0	0-4-0	1-0-0	0-3-0	0-1-0	0-1-0	0-1-0	0-3-0	0-3-0	0-1-0	0-1-0
PATs (M/A)	0-0	0-0	2-2	2-2	2-2	2-2	4-4	1-1	2-2	1-1	1-1	1-1	2-2	3-3	1-1	1-1
2PT Convs (M/A)	0-0	0-0	0-0	0-0	0-0	0-0	0-0	0-0	0-1	0-0	0-0	0-0	1-1	0-0	0-0	0-0
FGs (M/A)	3-3	5-5	1-1	0-2	1-1	3-3	2-2	1-2	2-2	2-2	1-1	2-2	2-3	1-1	1-1	0-1
Safeties	0	0	0	0	0	0	0	0	0	0	0	0	0	0	0	0
First Downs	6	14	18	14	16	23	27	17	23	9	14	17	28	21	17	20
Rushing	3	4	7	7	1	9	6	4	4	6	7	1	6	3	6	5
Passing	2	8	9	6	14	13	21	12	16	3	7	14	21	16	11	14
Penalty	1	2	2	1	1	1	0	1	3	0	0	2	1	2	0	1
3rd Down Conv (M/A)	1-11	3-18	4-11	4-11	5-13	4-14	11-17	6-12	12-20	1-13	6-16	4-14	7-18	5-13	7-11	7-17
3rd Down Conv Pct	9.09%	16.67%	36.36%	36.36%	38.46%	28.57%	64.71%	50.00%	60.00%	7.69%	37.50%	28.57%	38.89%	38.46%	63.64%	41.18%
4th Down Conv (M/A)	0-1	0-0	0-0	0-0	0-0	0-1	1-2	0-0	0-0	0-0	0-0	1-1	4-4	0-1	0-0	0-2
4th Down Conv Pct	0.00%	0.00%	0.00%	0.00%	0.00%	0.00%	50.00%	0.00%	0.00%	0.00%	0.00%	100.00%	100.00%	0.00%	0.00%	0.00%
Total Net Yards	176	253	304	210	346	394	506	289	362	270	263	288	489	269	280	395
Total Off. Plays	44	67	55	50	52	73	79	53	75	53	60	65	86	63	56	76
Avg. Gain Per Play	4	3.8	5.5	4.2	6.7	5.4	6.4	5.5	4.8	5.1	4.4	4.4	5.7	4.3	5	5.2
Net Yards Rushing	116	94	173	84	39	127	132	73	60	120	101	54	111	27	102	90
Total Rushing Plays	21	31	29	27	13	26	35	17	23	22	23	24	22	14	26	31
Avg. Gain Per Rush	5.5	3	6	3.1	3	4.9	3.8	4.3	2.6	5.5	4.4	2.3	5	1.9	3.9	2.9
Net Yards Passing	60	159	131	126	307	267	374	216	302	150	162	234	378	242	178	305
Times Sacked	2	1	2	2	1	3	1	2	2	3	0	3	2	3	0	0
Yards Lost on Sacks	14	8	10	15	7	25	0	15	14	23	0	19	15	25	0	0
Gross Yards Passing	74	167	141	141	314	292	374	231	316	173	162	253	393	267	178	305
Pass Attempts	21	35	24	21	38	44	43	34	50	28	37	38	62	46	30	45
Pass Completions	10	16	18	12	23	27	29	22	32	13	17	22	31	29	16	32
Completion Pct	47.62%	45.71%	75.00%	57.14%	60.53%	61.36%	67.44%	64.71%	64.00%	46.43%	45.95%	57.89%	50.00%	63.04%	53.33%	71.11%
Avg. Gain Per Pass	2.6	4.4	5	5.5	7.9	5.7	8.5	6	5.8	4.8	4.4	5.7	5.9	4.9	5.9	6.8
Interceptions	0	0	0	1	0	2	2	3	0	2	0	1	2	1	3	2
Fumbles / Fum. Lost	3-1	1-0	1-0	1-0	1-1	0-0	3-2	3-0	0-0	2-0	0-0	1-0	1-0	2-0	1-1	4-3
Penalties	14	9	8	11	10	9	6	4	1	7	9	9	8	6	2	4
Penalty Yards	125	56	60	88	90	78	78	23	5	54	78	61	51	68	20	49
Punts	6	8	6	5	7	6	2	3	5	9	9	6	4	6	3	4
Gross Punting Average	45.7	44.1	49	49.4	40.1	47	45	48	38.2	46	37.8	41.3	46.5	42.2	38.7	40.5
Touchbacks	0	1	1	0	0	0	0	0	0	1	0	1	0	0	0	0
Inside20	4	0	2	1	0	2	1	2	2	1	3	2	1	2	2	1
Punts Blocked	0	0	0	0	0	0	0	0	0	0	0	0	0	0	0	0
Net Punting Average	44.8	37.8	41.7	45.6	35.7	47.2	45	44	35	39.2	35.6	30.2	40.5	36.3	38.3	37
Punt Returns	4	2	1	2	0	5	0	0	1	3	3	2	4	1	2	4
Punt Return Yards	62	6	0	4	0	43	0	0	16	27	15	11	16	9	17	49
Punt Return Avg.	15.5	3	0	2	0	8.6	0	0	16	9	5	5.5	4	9	8.5	12.3
Fair Catches	2	4	0	1	1	2	4	0	2	0	1	3	1	0	0	1
Kickoff Returns	2	1	2	2	2	1	3	3	1	4	2	0	2	6	5	2
Kickoff Return Yards	49	60	47	45	54	19	75	57	33	127	60	0	41	143	126	51
Kickoff Return Avg.	24.5	60	23.5	22.5	27	19	25	19	33	31.8	30	0	20.5	23.8	25.2	25.5
Time of Possession	21:28	34:16:00	29:52:00	29:29:00	23:43:00	32:50:00	38:36:00	21:38:00	35:09:00	25:27:00	28:58:00	34:08:00	31:47:00	28:31:00	28:14:00	34:42:00



RAVENS LONGEST PLAYS FROM SCRIMMAGE

<u>Length</u>	<u>Player</u>	<u>Opponent</u>	<u>Date</u>	<u>Outcome</u>
67 yards	Donte' Stallworth from Joe Flacco	vs. Pittsburgh	12/5/10	L, 10-13
65t yards	Todd Heap from Joe Flacco	vs. Tampa Bay	11/28/10	W, 17-10
61 yards	Anquan Boldin from Joe Flacco	vs. Pittsburgh	12/5/10	L, 10-13
58 yards	Ed Dickson from Joe Flacco	vs. Denver	10/10/10	W, 31-17
56t yards	T.J. Houshmandzadeh from Joe Flacco	at Carolina	11/21/10	W, 37-13
50 yards	Ray Rice run	vs. New Orleans	12/19/10	W, 30-24
42 yards	Derrick Mason from Joe Flacco	vs. New Orleans	12/19/10	W, 30-24
40 yards	Derrick Mason from Joe Flacco	at Pittsburgh	10/3/10	W, 17-14
38 yards	Anquan Boldin from Joe Flacco	at N.Y. Jets	9/13/10	W, 10-9
37 yards	Todd Heap from Joe Flacco	vs. Cincinnati	1/2/11	W, 13-7
36 yards	Derrick Mason from Joe Flacco	vs. Buffalo	10/24/10	W, 37-34 OT
35 yards	Todd Heap from Joe Flacco	at N.Y. Jets	9/13/10	W, 10-9
34 yards	Anquan Boldin from Joe Flacco	vs. Cleveland	9/26/10	W, 24-17
34t yards	Anquan Boldin from Joe Flacco	vs. Buffalo	10/24/10	W, 37-34 OT
34 yards	Ray Rice from Joe Flacco	vs. Miami	11/7/10	W, 26-10
34t yards	Ed Dickson from Joe Flacco	vs. New Orleans	12/19/10	W, 30-24
32t yards	Willis McGahee from Joe Flacco	vs. Miami	11/7/10	W, 26-10
32 yards	Ray Rice from Joe Flacco	vs. New Orleans	12/19/10	W, 30-24
31t yards	Derrick Mason from Joe Flacco	at Cincinnati	9/19/10	L, 10-15
30 yards	Ray Rice run	at Cincinnati	9/19/10	L, 10-15
30t yards	Willis McGahee run	vs. Denver	10/10/10	W, 31-17
29 yards	Todd Heap from Joe Flacco	at Carolina	11/21/10	W, 37-13
28 yards	Willis McGahee run	vs. New Orleans	12/19/10	W, 30-24
28 yards	T.J. Houshmandzadeh from Joe Flacco	at Kansas City	1/9/11 (WC)	W, 30-7
27 yards	Anquan Boldin from Joe Flacco	at N.Y. Jets	9/13/10	W, 10-9
27 yards	T.J. Houshmandzadeh from Joe Flacco	at N.Y. Jets	9/13/10	W, 10-9
27 yards	Anquan Boldin from Joe Flacco	vs. Cleveland	9/26/10	W, 24-17
27t yards	Anquan Boldin from Joe Flacco	vs. Cleveland	9/26/10	W, 24-17
27 yards	Anquan Boldin from Joe Flacco	at Kansas City	1/9/11 (WC)	W, 30-7
26t yards	Todd Heap from Joe Flacco	vs. Buffalo	10/24/10	W, 37-34 OT
26 yards	Todd Heap from Joe Flacco	at Carolina	11/21/10	W, 37-13
26t yards	Derrick Mason from Joe Flacco	at Houston	12/13/10	W, 34-28 OT
25 yards	Ray Rice run	vs. Cleveland	9/26/10	W, 24-17
25t yards	Anquan Boldin from Joe Flacco	at New England	10/17/10	L, 20-23 OT
25 yards	Willis McGahee run	vs. Buffalo	10/24/10	W, 37-34 OT
25t yards	Willis McGahee run	at Kansas City	1/9/11 (WC)	W, 30-7
24 yards	Ray Rice from Joe Flacco	at Atlanta	11/11/10	L, 21-26
23 yards	T.J. Houshmandzadeh from Joe Flacco	vs. Miami	11/7/10	W, 26-10
23 yards	Derrick Mason from Joe Flacco	at Carolina	11/21/10	W, 37-13
23 yards	T.J. Houshmandzadeh from Joe Flacco	at Carolina	11/21/10	W, 37-13
23 yards	T.J. Houshmandzadeh from Joe Flacco	vs. Tampa Bay	11/28/10	W, 17-10
22 yards	Todd Heap from Joe Flacco	vs. Denver	10/10/10	W, 31-17
22 yards	Derrick Mason from Joe Flacco	at Atlanta	11/11/10	L, 21-26
22 yards	Anquan Boldin from Joe Flacco	vs. Tampa Bay	11/28/10	W, 17-10
22t yards	Derrick Mason from Joe Flacco	at Cleveland	12/26/10	W, 20-10
21 yards	T.J. Houshmandzadeh from Joe Flacco	at Pittsburgh	10/3/10	W, 17-14
21 yards	Todd Heap from Joe Flacco	at Kansas City	1/9/11 (WC)	W, 30-7
21 yards	Todd Heap from Joe Flacco	at Pittsburgh	1/15/11 (D)	L, 24-31
20 yards	Derrick Mason from Joe Flacco	at New England	10/17/10	L, 20-23 OT
20 yards	Ray Rice from Joe Flacco	vs. Miami	11/7/10	W, 26-10
20 yards	Anquan Boldin from Joe Flacco	vs. Miami	11/7/10	W, 26-10
20 yards	Ray Rice run	vs. New Orleans	12/19/10	W, 30-24



OPPONENT LONGEST PLAYS FROM SCRIMMAGE

<u>Length</u>	<u>Player</u>	<u>Opponent</u>	<u>Date</u>	<u>Outcome</u>
88t yards	David Gettis from Brian St. Pierre	at Carolina	11/21/10	W, 37-13
58 yards	Antonio Brown from Ben Roethlisberger	at Pittsburgh	1/15/11 (D)	L, 24-31
48 yards	Peyton Hillis run	vs. Cleveland	9/26/10	W, 24-17
46t yards	Andre Johnson from Matt Schaub	at Houston	12/13/10	W, 34-28 OT
45 yards	Mike Goodson run	at Carolina	11/21/10	W, 37-13
44t yards	Brandon Lloyd from Kyle Orton	vs. Denver	10/10/10	W, 31-17
43 yards	Steve Johnson from Ryan Fitzpatrick	vs. Buffalo	10/24/10	W, 37-34 OT
42t yards	Brandon Lloyd from Kyle Orton	vs. Denver	10/10/10	W, 31-17
41t yards	Jamaal Charles run	at Kansas City	1/9/11 (WC)	W, 30-7
39 yards	Andre Caldwell from Carson Palmer	vs. Cincinnati	1/2/11	W, 13-7
34 yards	Antwaan Randle El from Charlie Batch	at Pittsburgh	10/3/10	W, 17-14
34 yards	Steve Johnson from Ryan Fitzpatrick	vs. Buffalo	10/24/10	W, 37-34 OT
34 yards	Brian Hartline from Chad Henne	vs. Miami	11/7/10	W, 26-10
33t yards	Lee Evans from Ryan Fitzpatrick	vs. Buffalo	10/24/10	W, 37-34 OT
33t yards	Steve Johnson from Ryan Fitzpatrick	vs. Buffalo	10/24/10	W, 37-34 OT
33t yards	Roddy White from Matt Ryan	at Atlanta	11/11/10	L, 21-26
31 yards	Brian Hartline from Chad Henne	vs. Miami	11/7/10	W, 26-10
30 yards	Aaron Hernandez from Tom Brady	at New England	10/17/10	L, 20-23 OT
30 yards	John Gilmore from Josh Freeman	vs. Tampa Bay	11/28/10	W, 17-10
30 yards	Owen Daniels from Matt Schaub	at Houston	12/13/10	W, 34-28 OT
29 yards	Terrell Owens from Carson Palmer	at Cincinnati	9/19/10	L, 10-15
29t yards	Brian Robiskie from Mohamed Massaquoi	at Cleveland	12/26/10	W, 20-10
28 yards	Daniel Graham from Kyle Orton	vs. Denver	10/10/10	W, 31-17
28 yards	Roddy White from Matt Ryan	at Atlanta	11/11/10	L, 21-26
28t yards	Jason Snelling from Matt Ryan	at Atlanta	11/11/10	L, 21-26
28 yards	Emmanuel Sanders from Ben Roethlisberger	vs. Pittsburgh	12/5/10	L, 10-13
28 yards	Mike Bell from Colt McCoy	at Cleveland	12/26/10	W, 20-10
27 yards	Marques Colston from Drew Brees	vs. New Orleans	12/19/10	W, 30-24
26 yards	Jacoby Jones from Matt Schaub	at Houston	12/13/10	W, 34-28 OT
26 yards	Devery Henderson from Drew Brees	vs. New Orleans	12/19/10	W, 30-24
25 yards	Peyton Hillis run	vs. Cleveland	9/26/10	W, 24-17
25 yards	Brandon Lloyd from Kyle Orton	vs. Denver	10/10/10	W, 31-17
25 yards	David Johnson from Ben Roethlisberger	vs. Pittsburgh	12/5/10	L, 10-13
25 yards	Owen Daniels from Matt Schaub	at Houston	12/13/10	W, 34-28 OT
24 yards	Rob Gronkowski from Tom Brady	at New England	10/17/10	L, 20-23 OT
24 yards	Michael Jenkins from Matt Ryan	at Atlanta	11/11/10	L, 21-26
24 yards	Mike Wallace from Ben Roethlisberger	vs. Pittsburgh	12/5/10	L, 10-13
23 yards	Jabar Gaffney from Kyle Orton	vs. Denver	10/10/10	W, 31-17
23 yards	Deion Branch from Tom Brady	at New England	10/17/10	L, 20-23 OT
23 yards	Mike Wallace from Ben Roethlisberger	vs. Pittsburgh	12/5/10	L, 10-13
23 yards	Owen Daniels from Matt Schaub	at Houston	12/13/10	W, 34-28 OT
22 yards	Brad Smith run	at N.Y. Jets	9/13/10	W, 10-9
22 yards	Terrell Owens from Carson Palmer	at Cincinnati	9/19/10	L, 10-15
22 yards	Brandon Tate run	at New England	10/17/10	L, 20-23 OT
22 yards	Deion Branch from Tom Brady	at New England	10/17/10	L, 20-23 OT
22 yards	Roscoe Parrish from Ryan Fitzpatrick	vs. Buffalo	10/24/10	W, 37-34 OT
22 yards	Davone Bess from Chad Henne	vs. Miami	11/7/10	W, 26-10
22 yards	Tony Moeaki from Matt Cassel	at Kansas City	1/9/11 (WC)	W, 30-7
21 yards	LaDainian Tomlinson run	at N.Y. Jets	9/13/10	W, 10-9
21 yards	Wes Welker from Tom Brady	at New England	10/17/10	L, 20-23 OT
21 yards	Aaron Hernandez from Tom Brady	at New England	10/17/10	L, 20-23 OT
21 yards	Brandon Marshall from Chad Henne	vs. Miami	11/7/10	W, 26-10
20 yards	Benjamin Watson from Seneca Wallace	vs. Cleveland	9/26/10	W, 24-17
20 yards	Joshua Cribbs from Seneca Wallace	vs. Cleveland	9/26/10	W, 24-17
20 yards	Mike Wallace from Charlie Batch	at Pittsburgh	10/3/10	W, 17-14
20t yards	Lee Evans from Ryan Fitzpatrick	vs. Buffalo	10/24/10	W, 37-34 OT
20 yards	Steve Smith from Brian St. Pierre	at Carolina	11/21/10	W, 37-13
20 yards	Andre Johnson from Matt Schaub	at Houston	12/13/10	W, 34-28 OT
20 yards	Reggie Bush from Drew Brees	vs. New Orleans	12/19/10	W, 30-24
20 yards	Mike Bell from Colt McCoy	at Cleveland	12/26/10	W, 20-10
20 yards	Mike Wallace from Ben Roethlisberger	at Pittsburgh	1/15/11 (D)	L, 24-31



2010 BALTIMORE RAVENS TEAM SUPERLATIVES

SCORING

MOST POINTS

Ravens: 37, 2 times, last at Car. 11/21
Opponents: 34 vs. Buf. 10/24

MOST POINTS IN A QUARTER

Ravens: 17, 3 times, last vs. TB 11/28 (2nd)
Opponents: 15 at Hou. 12/13 (4th)

MOST POINTS IN A HALF

Ravens: 21, 3 times, last vs. NO 12/19 (1st)
21 at Pit. 1/15 (D) (1st)
Opponents: 24 vs. Buf. 10/24 (1st)
24 at Pit. 1/15 (D) (2nd)

FEWEST POINTS

Ravens: 10, 3 times, last vs. Pit. 12/5
Opponents: 7 vs. Cin. 1/2
7 at KC 1/9 (WC)

FIRST DOWNS

MOST FIRST DOWNS

Ravens: 28 vs. Den. 10/10
Opponents: 28 at Hou. 12/13

FEWEST FIRST DOWNS

Ravens: 10 vs. Cin. 1/2
Opponents: 6 at NYJ 9/13

YARDAGE

MOST TOTAL NET YARDAGE

Ravens: 415 vs. Den. 10/10
Opponents: 514 vs. Buf. 10/24

LEAST TOTAL NET YARDAGE

Ravens: 199 vs. Cin. 1/2
126 at Pit. 1/15 (D)
Opponents: 176 at NYJ 9/13
161 at KC 1/9 (WC)

RUSHING

MOST NET RUSHING YARDAGE

Ravens: 233 vs. Den. 10/10
Opponents: 173 vs. Cle. 9/26

FEWEST NET RUSHING YARDS

Ravens: 43 vs. Pit. 12/5
35 at Pit. 1/15 (D)
Opponents: 27 vs. NO 12/19

MOST RUSHING ATTEMPTS

Ravens: 47 vs. Den. 10/10
Opponents: 35 vs. Buf. 10/24

FEWEST RUSHING ATTEMPTS

Ravens: 20 vs. Pit. 12/5
18 at Pit. 1/15 (D)
Opponents: 13 vs. Den. 10/10

PASSING

MOST NET PASSING YARDAGE

Ravens: 278, 2 times, last at Car. 11/21
Opponents: 382 vs. Buf. 10/24

FEWEST NET YARDS PASSING

Ravens: 97 at Cle. 12/26
91 at Pit. 1/15 (D)
Opponents: 60 at NYJ 9/13
53 at KC 1/9 (WC)

MOST PASS ATTEMPTS

Ravens: 39 at Cin. 9/19
Opponents: 62 at Hou. 12/13

FEWEST PASS ATTEMPTS

Ravens: 19, 2 times, last vs. Cin. 1/2
Opponents: 21, 2 times, last at Pit. 10/3
18 at KC 1/9 (WC)

SACKS

MOST TIMES SACKED

Ravens: 5 at Hou. 12/13
5 at Pit. 1/15 (D)
Opponents: 3, 4 times, last vs. NO 12/19
6 at Pit. 1/15 (D)

FEWEST TIMES SACKED

Ravens: 0 vs. Cle. 9/26
Opponents: 0, 3 times, last vs. Cin. 1/2

FUMBLES

MOST FUMBLES

Ravens: 4 at Car. 11/21
Opponents: 4, 2 times, last vs. Cin. 1/2

MOST FUMBLES LOST

Ravens: 2, 3 times, last at Car. 11/21
2, 2 times, last at Pit. 1/15 (D)
Opponents: 3 vs. Cin. 1/2

INTERCEPTIONS, PUNTS, ATTENDANCE

MOST INTERCEPTIONS BY DEFENSE

Ravens: 3, 2 times, last at Cle. 12/26
3 at KC 1/9 (WC)
Opponents: 4 at Cin. 9/19

MOST PUNTS

Ravens: 9 at NE 10/17
Opponents: 9, 2 times, last vs. TB 11/28

HIGHEST ATTENDANCE

Ravens: 71,432 vs. NO 12/19
Opponents: 78,127 at NYJ 9/13

TURNOVERS

MOST TURNOVERS LOST BY

Ravens: 4 at Cin. 9/19
Opponents: 5 vs. Cin. 1/2
5 at KC 1/9 (WC)



2010 BALTIMORE RAVENS INDIVIDUAL SUPERLATIVES

SCORING

MOST KICKING POINTS

Ravens: 14 Billy Cundiff vs. Mia. 11/7
 Opponents: 15 Mike Nugent at Cin. 9/19

MOST NON-KICKING POINTS

Ravens: 18 Anquan Boldin vs. Cle. 9/26
 Opponents: 18 Lee Evans vs. Buf. 10/24

MOST FGs

Ravens: 4 Billy Cundiff vs. Mia. 11/7
 Opponents: 5 Mike Nugent at Cin. 9/19

LONGEST FG

Ravens: 49 Billy Cundiff, 2 times, last at Car. 11/21
 Opponents: 50 Rian Lindell vs. Buf. 10/24

LONGEST FG ATTEMPT

Ravens: 51 Billy Cundiff vs. Cle. 9/26
 Opponents: 52 Neil Rackers at Hou. 12/13

MOST TOUCHDOWNS

Ravens: 3 Anquan Boldin vs. Cle. 9/26
 Opponents: 3 Lee Evans vs. Buf. 10/24

RUSHING

MOST RUSHING ATTEMPTS

Ravens: 31 Ray Rice vs. NO 12/19
 Opponents: 25 Rashard Mendenhall at Pit. 10/3

MOST YARDS RUSHING

Ravens: 153 Ray Rice vs. NO 12/19
 Opponents: 144 Peyton Hillis vs. Cle. 9/26

LONGEST RUSH FROM SCRIMMAGE

Ravens: 50 Ray Rice vs. NO 12/19
 Opponents: 48 Peyton Hillis vs. Cle. 9/26

LONGEST TD RUSH

Ravens: 30 Willis McGahee vs. Den. 10/10
 Opponents: 12 Ronnie Brown vs. Mia. 11/7
41 Jamaal Charles at KC 1/9 (WC)

MOST TDs RUSHING

Ravens: 2 Ray Rice vs. Den. 10/10
 Opponents: 2 Rashard Mendenhall at Pit. 10/3
2 Rashard Mendenhall at Pit. 1/15 (D)

HIGHEST RUSHING AVG. (min. 7 carries)

Ravens: 7.6 Willis McGahee vs. NO 12/19
 Opponents: 6.5 Peyton Hillis vs. Cle. 9/26
9.1 Jamaal Charles at KC 1/9 (WC)

RECEIVING

MOST RECEPTIONS

Ravens: 8 5 times, last by Ray Rice at Hou. 12/13
10 Todd Heap at KC 1/9 (WC)
 Opponents: 12 2 times, last by Jerome Simpson vs. Cin. 1/2

MOST YARDS RECEIVING

Ravens: 142 Anquan Boldin vs. Cle. 9/26
 Opponents: 158 Steve Johnson vs. Buf. 10/24

LONGEST RECEPTION

Ravens: 67 Donte' Stallworth vs. Pit. 12/5
 Opponents: 88t David Gettis at Car. 11/21

MOST TDs RECEIVING

Ravens: 3 Anquan Boldin vs. Cle. 9/26
 Opponents: 3 Lee Evans vs. Buf. 10/24

LONGEST TD RECEPTION

Ravens: 65 Todd Heap vs. TB 11/28
 Opponents: 88 David Gettis at Car. 11/21

PASSING

MOST PASSES ATTEMPTED

Ravens: 39 Joe Flacco at Cin. 9/19
 Opponents: 62 Matt Schaub at Hou. 12/13

MOST COMPLETIONS

Ravens: 27 Joe Flacco at NE 10/17
 Opponents: 32 2 times, last by Carson Palmer vs. Cin. 1/2

MOST YARDS PASSING

Ravens: 301 Joe Flacco at Car. 11/21
 Opponents: 393 Matt Schaub at Hou. 12/13

MOST TDs PASSING

Ravens: 3 Joe Flacco, 3 times, last at Atl. 11/11
 Opponents: 4 Ryan Fitzpatrick vs. Buf. 10/24

MOST HAD INTERCEPTED

Ravens: 4 Joe Flacco at Cin. 9/19
 Opponents: 3 2 times, last by Colt McCoy at Cle. 12/26
3 Matt Cassel at KC 1/9 (WC)

INTERCEPTIONS BY DEFENSE

MOST INTERCEPTIONS

Ravens: 2 3 times, last by Ed Reed vs. Cin. 1/2
 Opponents: 1 10 times, last by Reggie Nelson vs. Cin. 1/2
1 Ryan Clark at Pit. 1/15 (D)

LONGEST INT. RETURN

Ravens: 44 Ed Reed vs. Cin. 1/2
 Opponents: 66 Antonio Cromartie at NYJ 9/13

LONGEST INT. RETURN FOR A TD

Ravens: 24 Ray Lewis at Car. 11/21
 Opponents: N/A



2010 BALTIMORE RAVENS INDIVIDUAL SUPERLATIVES

KICKOFF & PUNT RETURNS

LONGEST KICKOFF RETURN

Ravens: 103t David Reed at Hou. 12/13*
Opponents: 64 Captain Munnerlyn at Car. 11/21

LONGEST PUNT RETURN

Ravens: 35 Lardarius Webb vs. Pit. 12/5
36 Lardarius Webb at Pit. 1/15 (D)
Opponents: 32 Jim Leonhard at NYJ 9/13

PUNTING

LONGEST PUNT

Ravens: 60 Sam Koch, 2 times, last at Car. 11/21
61 Sam Koch at Pit. 1/15 (D)
Opponents: 65 Zoltan Mesko at NE 10/17

MOST PUNTS INSIDE 20

Ravens: 5 Sam Koch at Hou. 12/13
Opponents: 4 Steve Weatherford at NYJ 9/13

TACKLES, SACKS & FUMBLE RETURNS

MOST TACKLES

Ravens: 14 Ray Lewis, 2 times, last vs. Pit. 12/5
Opponents: 18 Jerod Mayo at NE 10/17

MOST SACKS

Ravens: 2 2 times, last by Terrell Suggs at Atl. 11/11
3 Terrell Suggs at Pit. 1/15 (D)
Opponents: 2 3 times, last by Gerald McCoy vs. TB 11/28
3 James Harrison at Pit. 1/15 (D)

LONGEST OWN FUMBLE RETURN

Ravens: 0 8 times, last by Michael Oher at Hou. 12/13
0 Joe Flacco at KC 1/9 (WC)
Opponents: 0 9 times, last by Jon Goodwin vs. NO 12/19

LONGEST OPPONENTS' FUMBLE RETURN

Ravens: 9 Jameel McClain at Cle. 12/26
13t Cory Redding at Pit. 1/15 (D)
Opponents: 19 LaMarr Woodley vs. Pit. 12/5

* Ravens Record



2010 BALTIMORE RAVENS TURNOVER TABLE

MATCHUP		FORCED TURNOVERS			TURNOVERS CONVERTED					OUTCOME	
Date	Game	Fum	INTs	Total	TD	FG	Pts.	Pts. Pct.	TD Pct.	Net Diff.	Result
9/13	Ravens	1	0	1	1	0	7	100.0	100.0	-2	W
	JETS	2	1	3	0	1	3	33.3	0.0	+2	L
9/19	Ravens	0	0	0	0	0	0	0.0	0.0	-4	L
	BENGALS	0	4	4	0	2	6	50.0	0.0	+4	W
9/26	RAVENS	0	0	0	0	0	0	0.0	0.0	E	W
	Browns	0	0	0	0	0	0	0.0	0.0	E	L
10/3	Ravens	0	1	1	0	0	0	0.0	0.0	-1	W
	STEELERS	1	1	2	0	0	0	0.0	0.0	+1	L
10/10	RAVENS	1	0	1	0	1	3	100.0	0.0	+1	W
	Broncos	0	0	0	0	0	0	0.0	0.0	-1	L
10/17	Ravens	0	2	2	1	0	7	50.0	50.0	+2	L
	PATRIOTS	0	0	0	0	0	0	0.0	0.0	-2	W
10/24	RAVENS	2	2	4	2	1	17	75.0	50.0	+2	W
	Bills	2	0	2	0	1	3	50.0	0.0	-2	L
11/7	RAVENS	0	3	3	0	1	3	33.3	0.0	+3	W
	Dolphins	0	0	0	0	0	0	0.0	0.0	-3	L
11/11	Ravens	0	0	0	0	0	0	0.0	0.0	-2	L
	FALCONS	1	1	2	0	2	6	100.0	0.0	+2	W
11/21	Ravens	0	2	2	2	0	14	100.0	100.0	E	W
	PANTHERS	2	0	2	0	0	0	0.0	0.0	E	L
11/28	RAVENS	0	0	0	0	0	0	0.0	0.0	-1	W
	Buccaneers	0	1	1	0	1	3	100.0	0.0	+1	L
12/5	RAVENS	0	1	1	0	0	0	0.0	0.0	E	L
	Steelers	1	0	1	1	0	7	100.0	100.0	E	W
12/13	Ravens	0	2	2	2	0	14	100.0	100.0	+2	W
	TEXANS	0	0	0	0	0	0	0.0	0.0	-2	L
12/19	RAVENS	0	1	1	0	1	3	100.0	0.0	+1	W
	Saints	0	0	0	0	0	0	0.0	0.0	-1	L
12/26	Ravens	1	3	4	1	1	10	50.0	25.0	+3	W
	BROWNS	0	1	1	0	0	0	0.0	0.0	-3	L
1/2	RAVENS	3	2	5	1	1	10	40.0	20.0	+3	W
	Bengals	1	1	2	0	0	0	0.0	0.0	-3	L
Regular Season Totals											
	RAVENS	8	19	27	10	6	88	59.3	37.0	+7	12-4
	Opponents	10	10	20	1	7	28	40.0	5.0	-7	4-12
Postseason											
1/9	Ravens	2	3	5	1	1	10	40.0	20.0	+3	W
	CHIEFS	2	0	2	1	0	7	50.0	50.0	-3	L
1/15	Ravens	2	0	2	2	0	14	100.0	100.0	-1	L
	STEELERS	2	1	3	2	1	17	100.0	66.6	+1	W
Postseason Totals											
	RAVENS	4	3	7	3	1	24	57.1	42.9	+2	1-1
	Opponents	4	1	5	3	1	24	80.0	60.0	-2	1-1



BALTIMORE RAVENS 2010 RED ZONE EFFICIENCY

RAVENS RED ZONE STATS								
Date	Opp.	Inside 20	Scores	TDs	FGs	TD Pct.	In 20 Pts.	Total Pts.
9/13	at NYJ	2	2	1	1	50.0	10	10
9/19	at Cin.	1	1	0	1	0.0	3	10
9/26	vs. Cle.	2	2	2	0	100.0	14	24
10/3	at Pit.	4	3	2	1	50.0	17	17
10/10	vs. Den.	5	4	3	1	60.0	24	31
10/17	at NE	3	3	1	2	33.3	13	20
10/24	vs. Buf.	4	3	2	1	50.0	17	37
11/7	vs. Mia.	7	5	1	4	14.3	19	26
11/11	at Atl.	3	3	3	0	100.0	21	21
11/21	at Car.	4	3	1	2	25.0	13	37
11/28	vs. TB	2	2	1	1	50.0	10	17
12/5	vs. Pit.	2	2	1	1	50.0	10	10
12/13	at Hou.	3	3	3	0	100.0	21	34
12/19	vs. NO	5	5	2	3	40.0	23	30
12/26	at Cle.	2	2	1	1	50.0	10	20
1/2	vs. Cin.	2	2	1	1	50.0	10	13
Regular Season Totals		51	45	25	20	49.0	235	357
Postseason								
1/9	at KC	5	5	2	3	40.0	23	30
1/15	at Pit.	3	3	2	1	66.6	17	24
Postseason Totals		8	8	4	4	50.0	40	54

OPPONENTS RED ZONE STATS								
Date	Opp.	Inside 20	Scores	TDs	FGs	TD Pct.	In 20 Pts.	Total Pts.
9/13	at NYJ	2	2	0	2	0.0	6	9
9/19	at Cin.	4	4	0	4	0.0	12	15
9/26	vs. Cle.	3	3	2	1	66.7	17	17
10/3	at Pit.	2	2	2	0	100.0	14	14
10/10	vs. Den.	1	1	0	1	0.0	3	17
10/17	at NE	5	5	2	3	40.0	23	23
10/24	vs. Buf.	2	2	1	1	50.0	10	34
11/7	vs. Mia.	2	2	1	1	50.0	10	10
11/11	at Atl.	2	2	1	1	50.0	10	26
11/21	at Car.	1	1	0	1	0.0	3	13
11/28	vs. TB	2	2	1	1	50.0	10	10
12/5	vs. Pit.	2	2	1	1	50.0	10	13
12/13	at Hou.	3	3	2	1	66.7	18	28
12/19	vs. NO	4	4	3	1	75.0	24	24
12/26	at Cle.	1	1	0	1	0.0	3	10
1/2	vs. Cin.	4	1	1	0	25.0	7	7
Regular Season Totals		40	37	17	20	42.5	180	270
Postseason								
1/9	at KC	0	0	0	0	0.0	0	7
1/15	at Pit.	5	5	4	1	80.0	31	31
Postseason Totals		5	5	4	1	80.0	31	38



BALTIMORE RAVENS 2010 FIRST DOWNS

REGULAR SEASON

303 Total: 97 rushing; 175 passing; 31 penalty

POSTSEASON

38 Total: 6 rushing; 27 passing; 5 penalty

Player	Total	Rush	Pass	3rd Down Conversion	4th Down Conversion
Ray Rice	74 (7)	51 (3)	23 (4)	13 (4)	1
Derrick Mason	44 (1)	0	44 (1)	16	0
Anquan Boldin	43 (5)	0	43 (5)	18 (2)	1
Todd Heap	30 (11)	0	30 (11)	9 (6)	0
Le'Ron McClain	21	15	6	6	1
Willis McGahee	20 (3)	18 (1)	2 (2)	3	0 (1)
T.J. Houshmandzadeh	19 (4)	0	19 (4)	8 (1)	0
Joe Flacco	10 (1)	10 (1)	0	6	0
Ed Dickson	5	0	5	2	0
Donte' Stallworth	4	2	2	1	0
David Reed	1	1	0	0	0
Cary Williams	1	0	1	0	1
Jalen Parmele	0 (1)	0 (1)	0	0 (1)	0
Totals	272 (33)	97 (6)	175 (27)	82 (14)	4 (1)

Note: (Postseason First Downs in Parenthesis)



BALTIMORE RAVENS 2010 COMPLETIONS BY DISTANCE

Date	Opp.	QB	Loss	0-9	10-19	20-29	30-39	40-49	50+
9/13	at NYJ	Flacco	1	10	5	2	2	0	0
9/19	at Cin.	Flacco	1	9	6	0	1 (1)	0	0
9/26	vs. Cle.	Flacco	1	8 (1)	10 (1)	2 (1)	1	0	0
		Boldin	1	0	0	0	0	0	0
10/3	at Pit.	Flacco	0	13	9 (1)	1	0	1	0
10/10	vs. Den.	Flacco	1	5	6	1	0	0	1
10/17	at NE	Flacco	0	13	12 (1)	2 (1)	0	0	0
10/24	vs. Buf.	Flacco	0	3	10 (1)	1 (1)	2 (1)	0	0
11/7	vs. Mia.	Flacco	0	6	9 (1)	3	2 (1)	0	0
		Koch	0	0	1	0	0	0	0
11/11	at Atl.	Flacco	2	11 (3)	7	2	0	0	0
11/21	at Car.	Flacco	3	8	8	4	0	0	1 (1)
11/28	vs. TB	Flacco	0	13	9 (1)	2	0	0	1 (1)
12/5	vs. Pit.	Flacco	0	9	6 (1)	0	0	0	2
12/13	at Hou.	Flacco	1	10 (1)	10	1 (1)	0	0	0
12/19	vs. NO	Flacco	1	3	3 (1)	0	2 (1)	1	0
12/26	at Cle.	Flacco	1	7	3 (1)	1 (1)	0	0	0
1/2	vs. Cin.	Flacco	1	8	4	0	1	0	0
Regular Season									
Totals		Flacco	13	136 (5)	117 (9)	22 (5)	11 (4)	2	5 (2)
		Boldin	1	0	0	0	0	0	0
		Koch	0	0	1	0	0	0	0
2010 Team Totals			14	136 (5)	118 (9)	22 (5)	11 (4)	2	5 (2)
Postseason									
1/9	at KC	Flacco	0	12 (2)	10	3	0	0	0
1/15	at Pit.	Flacco	1	10 (1)	4	1	0	0	0
Totals		Flacco	1	22 (3)	14	4	0	0	0
Team Totals			1	22 (3)	14	4	0	0	0



THE LAST TIME IT HAPPENED – TEAM TOTALS

Won in Overtime

Ravens: 12/13/10 at Houston (W, 34-28 OT) (Wilson 12-yard INT return)
 Opponent: 10/17/10 at New England (L, 20-23) (Gostkowski 35-yard FG)

Won by Scoring in the Last Two Minutes of Regulation

Ravens: 10/3/10 at Pittsburgh (W, 17-14) (Houshmandzadeh 18-yard pass from Flacco with 0:32 remaining)
 Opponent: **1/15/11 (D)** at **Pittsburgh (L, 24-31) (Mendenhall 2-yard run with 1:33 remaining)**
 11/11/10 at Atlanta (L, 21-26) (White 33-yard pass from Ryan with 0:20 remaining)

Tied Game by Scoring in the Last Two Minutes of Regulation

Ravens: 11/29/09 vs. Pittsburgh (W, 20-17 OT) (Tied game with 1:51 remaining)
 Opponent: 12/13/10 at Houston (W, 34-28 OT) (Tied game with 0:21 remaining)
 10/24/10 vs. Buffalo (W, 37-34 OT) (Tied game with 0:04 remaining)
 10/17/10 at New England (L, 20-23 OT) (Tied game with 1:51 remaining)

Won in Prime Time

Ravens: **1/9/11 (WC)** at **Kansas City (W, 30-7)**
 12/13/10 at Houston (W, 34-28 OT)
 9/13/10 at N.Y. Jets (W, 10-9)
 Opponent: **1/15/11 (D)** at **Pittsburgh (L, 24-31)**
 12/5/10 vs. Pittsburgh (L, 10-13)
 11/11/10 at Atlanta (L, 21-26)

Shutout

Ravens: 11/16/09 at Cleveland (W, 16-0)
 Opponent: 9/15/02 at Tampa Bay (L, 0-25)

Won by 20-or-More Points

Ravens: **1/9/11 (WC)** at **Kansas City (W, 30-7)**
 11/21/10 at Carolina (W, 37-13)
 Opponent: 11/16/08 at N.Y. Giants (L, 10-30)

Held a 28-or-More Point Lead

Ravens: 12/13/09 vs. Detroit (W, 48-3) (45 at conclusion of game)
 Opponent: 10/12/08 at Indianapolis (L, 3-31) (28 at conclusion of game)

Held a 21-or-More Point Lead

Ravens: **1/9/11 (WC)** at **Kansas City (W, 30-7) (23 at conclusion of game)**
 12/13/10 at Houston (W, 34-28 OT) (21 when leading 28-7 in 3rd quarter)
 12/13/10 at Houston (W, 34-28 OT) (21 when leading 21-0 in 2nd quarter)
 11/21/10 at Carolina (W, 37-13) (24 at conclusion of game)
 10/10/10 vs. Denver (W, 31-17) (21 when leading 31-10 in 4th quarter)
 Opponent: 10/12/08 at Indianapolis (L, 3-31) (28 at conclusion of game)

Scored 40-or-More Points

Ravens: 12/13/09 vs. Detroit (W, 48-3)
 Opponent: 12/9/07 vs. Indianapolis (L, 20-44)

Scored 20-or-More Points in a Half

Ravens: **1/15/11 (D)** at **Pittsburgh (L, 24-31) (21 points, 1st half)**
1/9/11 (WC) at **Kansas City (W, 30-7) (20 points, 2nd half)**
 12/19/10 vs. New Orleans (W, 30-24) (21 points, 1st half)
 12/13/10 at Houston (W, 34-28 OT) (21 points, 1st half)
 11/21/10 at Carolina (W, 37-13) (20 points, 2nd half)
 11/11/10 at Atlanta (L, 21-26) (21 points, 2nd half)
 10/24/10 vs. Buffalo (W, 37-34 OT) (20 points, 1st half)
 Opponent: **1/15/11 (D)** at **Pittsburgh (L, 21-34) (24 points, 2nd half)**
 12/13/10 at Houston (W, 34-28 OT) (21 points, 2nd half)
 10/24/10 vs. Buffalo (W, 37-34 OT) (24 points, 1st half)

Held Opponent Without a Touchdown

Ravens: 9/19/10 at Cincinnati (L, 10-15) (5 FGs)
 9/13/10 at N.Y. Jets (W, 10-9) (3 FGs)
 Opponent: 11/22/09 vs. Indianapolis (L, 15-17) (5 FGs)



THE LAST TIME IT HAPPENED – TEAM TOTALS

Touchdowns Scored by Offense and Defense

Ravens:	1/15/11 (D)	at Pittsburgh (L, 21-34) (2 offense, 1 defense)
	12/13/10	at Houston (W, 34-28 OT) (3 offense, 1 defense)
	11/21/10	at Carolina (W, 37-13) (2 offense, 2 defense)
Opponent:	9/29/08	at Pittsburgh (L, 20-23 OT) (1 offense, 1 defense)

Touchdowns Scored by Offense, Defense and Special Teams

Ravens:	12/13/10	at Houston (W, 34-28 OT) (3 offense, 1 defense, 1 special teams)
Opponent:	11/1/98	vs. Jacksonville (L, 19-45) (4 offense, 1 defense, 1 special teams)

Touchdown Scored on First Drive

Ravens:	11/21/10	T.J. Houshmandzadeh, 56-yard pass from Joe Flacco at Carolina (W, 37-13)
	11/7/10	Willis McGahee, 32-yard pass from Joe Flacco vs. Miami (W, 26-10)
Opponent:	1/15/11 (D)	Rashard Mendenhall, 1-yard run at Pittsburgh (L, 24-31)
	11/7/10	Ronnie Brown, 12-yard run vs. Miami (W, 26-10)

Safety Scored

Ravens:	11/23/08	Jameel McClain, blocked punt out of end zone vs. Philadelphia (W, 36-7)
Opponent:	12/9/07	Michael Coe, blocked punt out of end zone vs. Indianapolis (L, 20-44)

Successful 2-Point Conversion

Ravens:	11/9/08	Derrick Mason pass from Joe Flacco at Houston (W, 41-13)
Opponent:	12/13/10	Jacoby Jones pass from Matt Schaub at Houston (W, 34-28 OT)

Failed 2-Point Conversion Attempt

Ravens:	12/23/07	Troy Smith pass attempt to Devard Darling failed at Seattle (L, 6-27)
Opponent:	11/11/10	Matt Ryan pass attempt to Jason Snelling failed at Atlanta (intercepted by Ed Reed) (L, 21-26)

No Turnovers

Ravens:	12/19/10	vs. New Orleans (W, 30-24)
	12/13/10	at Houston (W, 34-28 OT)
	11/7/10	vs. Miami (W, 26-10)
	10/17/10	at New England (L, 20-23 OT)
	10/10/10	vs. Denver (W, 31-17)
Opponent:	11/28/10	vs. Tampa Bay (W, 17-10)
	11/11/10	at Atlanta (L, 21-26)
	9/26/10	vs. Cleveland (W, 24-17)
	9/19/10	at Cincinnati (L, 10-15)

Touchdown Drive of 10-or-More Plays

Ravens:	1/15/11 (D)	10 plays, 68 yards in 4:58 at Pittsburgh (L, 24-31)
	1/9/11 (WC)	15 plays, 80 yards in 10:20 at Kansas City (W, 30-7)
	1/9/11 (WC)	11 plays, 80 yards in 5:30 at Kansas City (W, 30-7)
	12/5/10	10 plays, 92 yards in 7:10 vs. Pittsburgh (L, 10-13)
	11/11/10	11 plays, 75 yards in 5:52 at Atlanta (L, 21-26)
		10 plays, 65 yards in 6:01 at Atlanta (L, 21-26)
	10/24/10	12 plays, 65 yards in 6:25 vs. Buffalo (W, 37-34 OT)
	10/10/10	11 plays, 90 yards in 6:44 vs. Denver (W, 31-17)
		14 plays, 72 yards in 7:25 vs. Denver (W, 31-17)
	9/26/10	10 plays, 69 yards in 5:41 vs. Cleveland (W, 24-17)
		10 plays, 93 yards in 5:53 vs. Cleveland (W, 24-17)
		10 plays, 85 yards in 4:45 vs. Cleveland (W, 24-17)
	9/13/10	11 plays, 76 yards in 4:03 at N.Y. Jets (W, 10-9)
Opponent:	1/15/11 (D)	11 plays, 65 yards in 2:21 at Pittsburgh (L, 24-31)
	1/15/11 (D)	10 plays, 80 yards in 6:04 at Pittsburgh (L, 24-31)
	1/2/11	13 plays, 80 yards in 8:23 vs. Cincinnati (W, 13-7)
	12/19/10	11 plays, 80 yards in 5:41 vs. New Orleans (W, 30-24)
	12/13/10	12 plays, 95 yards in 2:21 at Houston (W, 34-28 OT)
		15 plays, 99 yards in 5:03 at Houston (W, 34-28 OT)
	11/28/10	13 plays, 77 yards in 4:38 vs. Tampa Bay (W, 17-10)
	11/11/10	14 plays, 91 yards in 6:38 at Atlanta (L, 21-26)
	11/7/10	11 plays, 75 yards in 6:45 vs. Miami (W, 26-10)
	10/24/10	11 plays, 91 yards in 4:55 vs. Buffalo (W, 37-34 OT)
	10/3/10	13 plays, 93 yards in 6:52 at Pittsburgh (W, 17-14)
	9/26/10	11 plays, 83 yards in 5:46 vs. Cleveland (W, 24-17)



THE LAST TIME IT HAPPENED – TEAM TOTALS

Touchdown Drive of 15-or-More Plays

Ravens:	1/9/11 (WC)	15 plays, 80 yards in 10:20 at Kansas City (W, 30-7)
	10/4/09	15 plays, 81 yards in 6:35 at New England (L, 21-27)
Opponent:	12/13/10	15 plays, 99 yards in 5:03 at Houston (W, 34-28 OT)

Touchdown Drive of 80-or-More Yards

Ravens:	1/9/11 (WC)	15 plays, 80 yards in 10:20 at Kansas City (W, 30-7)
	1/9/11 (WC)	11 plays, 80 yards in 5:30 at Kansas City (W, 30-7)
	12/5/10	10 plays, 92 yards in 7:10 vs. Pittsburgh (L, 10-13)
	11/7/10	9 plays, 81 yards in 4:09 vs. Miami (W, 26-10)
	10/24/10	4 plays, 80 yards in 1:31 vs. Buffalo (W, 37-34 OT)
	10/10/10	11 plays, 90 yards in 6:44 vs. Denver (W, 31-17)
	10/3/10	8 plays, 83 yards in 3:35 at Pittsburgh (W, 24-17)
	9/26/10	10 plays, 93 yards in 5:53 vs. Cleveland (W, 24-17)
		10 plays, 85 yards in 4:45 vs. Cleveland (W, 24-17)
	9/19/10	7 plays, 80 yards in 3:14 at Cincinnati (L, 10-15)
Opponent:	1/15/11 (D)	10 plays, 80 yards in 6:04 at Pittsburgh (L, 24-31)
	1/2/11	13 plays, 80 yards in 8:23 vs. Cincinnati (W, 13-7)
	12/19/10	11 plays, 80 yards in 5:41 vs. New Orleans (W, 30-24)
		9 plays, 92 yards in 2:52 vs. New Orleans (W, 30-24)
	12/13/10	12 plays, 95 yards in 2:21 at Houston (W, 34-28 OT)
		15 plays, 99 yards in 5:03 at Houston (W, 34-28 OT)
		7 plays, 80 yards in 0:55 at Houston (W, 34-28 OT)
	11/21/10	3 plays, 86 yards in 0:29 at Carolina (W, 37-13)
	11/11/10	7 plays, 80 yards in 0:45 at Atlanta (L, 21-26)
		14 plays, 91 yards in 6:38 at Atlanta (L, 21-26)
	10/24/10	6 plays, 82 yards in 3:19 vs. Buffalo (W, 37-34 OT)
		11 plays, 91 yards in 4:55 vs. Buffalo (W, 37-34 OT)
	10/3/10	13 plays, 93 yards in 6:52 at Pittsburgh (W, 17-14)
	9/26/10	6 plays, 86 yards in 1:51 vs. Cleveland (W, 24-17)
		11 plays, 83 yards in 5:46 vs. Cleveland (W, 24-17)

Touchdown Drive of 90-or-More Yards

Ravens:	12/5/10	10 plays, 92 yards in 7:10 vs. Pittsburgh (L, 10-13)
	10/10/10	11 plays, 90 yards in 6:44 vs. Denver (W, 31-17)
	9/26/10	10 plays, 93 yards in 5:53 vs. Cleveland (W, 24-17)
Opponent:	12/19/10	9 plays, 92 yards in 2:52 vs. New Orleans (W, 30-24)
	12/13/10	12 plays, 95 yards in 2:21 at Houston (W, 34-28 OT)
		15 plays, 99 yards in 5:03 at Houston (W, 34-28 OT)
	11/11/10	14 plays, 91 yards in 6:38 at Atlanta (L, 21-26)
	10/24/10	11 plays, 91 yards in 4:55 vs. Buffalo (W, 37-34 OT)
	10/10/10	5 plays, 90 yards in 1:16 vs. Denver (W, 31-17)
	10/3/10	13 plays, 93 yards in 6:52 at Pittsburgh (W, 17-14)

Touchdown Drive of 5-or-More Minutes

Ravens:	1/9/11 (WC)	15 plays, 80 yards in 10:20 at Kansas City (W, 30-7)
	1/9/11 (WC)	11 plays, 80 yards in 5:30 at Kansas City (W, 30-7)
	12/5/10	10 plays, 92 yards in 7:10 vs. Pittsburgh (L, 10-13)
	11/11/10	11 plays, 75 yards in 5:52 at Atlanta (L, 21-26)
		10 plays, 65 yards in 6:01 at Atlanta (L, 21-26)
	10/24/10	12 plays, 65 yards in 6:25 vs. Buffalo (W, 37-34 OT)
	10/10/10	11 plays, 90 yards in 6:44 vs. Denver (W, 31-17)
		14 plays, 72 yards in 7:25 vs. Denver (W, 31-17)
	9/26/10	10 plays, 69 yards in 5:41 vs. Cleveland (W, 24-17)
		10 plays, 93 yards in 5:53 vs. Cleveland (W, 24-17)
Opponent:	1/15/11 (D)	10 plays, 80 yards in 6:04 at Pittsburgh (L, 24-31)
	1/2/11	13 plays, 80 yards in 8:23 vs. Cincinnati (W, 13-7)
	12/19/10	11 plays, 80 yards in 5:41 vs. New Orleans (W, 30-24)
	12/13/10	15 plays, 99 yards in 5:03 at Houston (W, 34-28 OT)
	11/11/10	11 plays, 75 yards in 5:15 at Atlanta (L, 21-26)
		14 plays, 91 yards in 6:38 at Atlanta (L, 21-26)
	11/7/10	11 plays, 75 yards in 6:45 vs. Miami (W, 26-10)
	10/3/10	13 plays, 93 yards in 6:52 at Pittsburgh (W, 17-14)
	9/26/10	11 plays, 83 yards in 5:46 vs. Cleveland (W, 24-17)



THE LAST TIME IT HAPPENED – TEAM TOTALS

Touchdown Drive of 6-or-More Minutes

Ravens:	1/9/11 (WC)	15 plays, 80 yards in 10:20 at Kansas City (W, 30-7)
	12/5/10	10 plays, 92 yards in 7:10 vs. Pittsburgh (L, 10-13)
	11/11/10	10 plays, 65 yards in 6:01 at Atlanta (L, 21-26)
	10/24/10	12 plays, 65 yards in 6:25 vs. Buffalo (W, 37-34 OT)
	10/10/10	11 plays, 90 yards in 6:44 vs. Denver (W, 31-17)
		14 plays, 72 yards in 7:25 vs. Denver (W, 31-17)
Opponent:	1/15/11 (D)	10 plays, 80 yards in 6:04 at Pittsburgh (L, 24-31)
	1/2/11	13 plays, 80 yards in 8:23 vs. Cincinnati (W, 13-7)
	11/11/10	14 plays, 91 yards in 6:38 at Atlanta (L, 21-26)
	11/7/10	11 plays, 75 yards in 6:45 vs. Miami (W, 26-10)
	10/3/10	13 plays, 93 yards in 6:52 at Pittsburgh (W, 17-14)

Touchdown Drive of 7-or-More Minutes

Ravens:	1/9/11 (WC)	15 plays, 80 yards in 10:20 at Kansas City (W, 30-7)
	12/5/10	10 plays, 92 yards in 7:10 vs. Pittsburgh (L, 10-13)
	10/10/10	14 plays, 72 yards in 7:25 vs. Denver (W, 31-17)
Opponent:	1/2/11	13 plays, 80 yards in 8:23 vs. Cincinnati (W, 13-7)

Touchdown Drive of 8-or-More Minutes

Ravens:	1/9/11 (WC)	15 plays, 80 yards in 10:20 at Kansas City (W, 30-7)
	12/10/06	16 plays, 86 yards in 9:13 at Kansas City (W, 20-10)
Opponent:	1/2/11	13 plays, 80 yards in 8:23 vs. Cincinnati (W, 13-7)



THE LAST TIME IT HAPPENED – OFFENSIVE TOTALS

500-or-More Total Net Yards of Offense

Ravens: 12/13/09 548 vs. Detroit (W, 48-3)
 Opponent: 10/24/10 514 vs. Buffalo (W, 37-34 OT)

400-or-More Total Net Yards of Offense

Ravens: 11/7/10 402 vs. Miami (W, 26-10)
 10/10/10 415 vs. Denver (W, 31-17)
 Opponent: 12/13/10 489 at Houston (W, 34-28 OT)
 10/24/10 514 vs. Buffalo (W, 37-34 OT)

300-or-More Net Yards Rushing by Team

Ravens: 12/13/09 308 vs. Detroit (W, 48-3)
 Opponent: Has never happened

200-or-More Net Yards Rushing by Team

Ravens: 12/19/10 208 vs. New Orleans (W, 30-24)
 10/10/10 233 vs. Denver (W, 31-17)
 Opponent: 11/16/08 207 at N.Y. Giants (L, 10-30)

Individual 200-Yard Rushing Game

Ravens: 12/21/03 Jamal Lewis, 205 at Cleveland (W, 35-0)
 Opponent: Has never happened

Individual 150-Yard Rushing Game

Ravens: 12/19/10 Ray Rice, 153 vs. New Orleans (W, 30-24)
 Opponent: 12/4/05 Domanick (Davis) Williams, 155 vs. Houston (W, 16-15)

Individual 100-Yard Rushing Game

Ravens: 12/19/10 Ray Rice, 153 vs. New Orleans (W, 30-24)
 10/10/10 Ray Rice, 133 vs. Denver (W, 31-17)
 Opponent: 12/13/10 Arian Foster, 100 at Houston (W, 34-28 OT)
 11/21/10 Mike Goodson, 120 at Carolina (W, 37-13)
 9/26/10 Peyton Hillis, 144 vs. Cleveland (W, 24-17)

Two 100-Yard Rushers in the Same Game

Ravens: 12/20/08 Le’Ron McClain, 139 & Willis McGahee, 108 at Dallas (W, 33-24)
 Opponent: Has never happened

Consecutive 100-Yard Rushing Games

Ravens: 11/2-11/9/08 Ray Rice, 154 at Cleveland (W, 37-27) & Willis McGahee, 112 at Houston (W, 41-13)
 Opponents: 10/11-10/18/09 Cedric Benson, 120 vs. Cincinnati (L, 14-17) & Adrian Peterson, 143 at Minnesota (L, 31-33)

Combined 200 Yards Rushing by Two Players

Ravens: 12/19/10 206 – Ray Rice, 153 & Willis McGahee, 53 vs. New Orleans (W, 30-24)
 10/10/10 200 – Ray Rice, 133 & Willis McGahee, 67 vs. Denver (W, 31-17)
 Opponents: 10/5/97 215 – Jerome Bettis, 137 & Kordell Stewart, 78 vs. Pittsburgh (L, 34-42)

Individual with 30-or-More Carries

Ravens: 12/19/10 Ray Rice, 31 vs. New Orleans (W, 30-24)
 Opponents: 11/8/09 Cedric Benson, 34 at Cincinnati (L, 7-17)

Rushing Play of 80-or-More Yards

Ravens: 12/20/08 Le’Ron McClain, 82t yards at Dallas (W, 33-24)
 Opponent: Has never happened

Rushing Play of 60-or-More Yards

Ravens: 1/3/10 Willis McGahee, 77t yards at Oakland (W, 21-13)
 Opponent: 11/16/08 Ahmad Bradshaw, 77 yards at N.Y. Giants (L, 10-30)

Rushing Play of 40-or-More Yards

Ravens: 12/19/10 Ray Rice, 50 yards vs. New Orleans (W, 30-24)
 Opponent: 1/9/11 (WC) Jamaal Charles, 41t yards at Kansas City (W, 30-7)
 11/21/10 Mike Goodson, 45 yards at Carolina (W, 37-13)
 9/26/10 Peyton Hillis, 48 yards vs. Cleveland (W, 24-17)



THE LAST TIME IT HAPPENED – OFFENSIVE TOTALS

Individual with 3-or-More Rushing Touchdowns

Ravens: 1/3/10 Willis McGahee, 3 at Oakland (W, 21-13)
 Opponent: 12/8/02 Deuce McCallister, 3 vs. New Orleans (L, 25-37)

Individual with 2-or-More Rushing Touchdowns

Ravens: 10/10/10 Ray Rice, 2 vs. Denver (W, 31-17)
 Opponent: **1/15/11 (D) Rashard Mendenhall, 2 at Pittsburgh (L, 24-31)**
 10/3/10 Rashard Mendenhall, 2 at Pittsburgh (W, 17-14)

400 Net Yards Passing by Team

Ravens: 10/27/96 404 vs. St. Louis (W, 37-31)
 Opponent: 9/20/09 421 at San Diego (W, 31-26)

300 Net Yards Passing by Team

Ravens: 10/18/09 367 at Minnesota (L, 31-33)
 Opponent: 1/2/11 305 vs. Cincinnati (W, 13-7)
 12/13/10 378 at Houston (W, 34-28 OT)
 11/11/10 302 at Atlanta (L, 21-26)
 10/24/10 382 vs. Buffalo (W, 37-34 OT)
 10/10/10 307 vs. Denver (W, 31-17)

Individual with 40-or-More Pass Attempts

Ravens: 10/4/09 Joe Flacco, 47 at New England (L, 21-27)
 Opponent: 1/2/11 Carson Palmer, 45 vs. Cincinnati (W, 13-7)
 12/19/10 Drew Brees, 46 vs. New Orleans (W, 30-24)
 12/13/10 Matt Schaub, 62 at Houston (W, 34-28 OT)
 11/11/10 Matt Ryan, 50 at Atlanta (L, 21-26)
 10/24/10 Ryan Fitzpatrick, 43 vs. Buffalo (W, 37-34 OT)
 10/17/10 Tom Brady, 44 at New England (L, 20-23 OT)

Individual with 35-or-More Pass Attempts

Ravens: 11/28/10 Joe Flacco, 35 vs. Tampa Bay (W, 17-10)
 10/17/10 Joe Flacco, 35 at New England (L, 20-23 OT)
 10/3/10 Joe Flacco, 37 at Pittsburgh (W, 17-14)
 9/19/10 Joe Flacco, 39 at Cincinnati (L, 10-15)
 9/13/10 Joe Flacco, 38 at N.Y. Jets (W, 10-9)
 Opponent: 1/2/11 Carson Palmer, 45 vs. Cincinnati (W, 13-7)
 12/19/10 Drew Brees, 46 vs. New Orleans (W, 30-24)
 12/13/10 Matt Schaub, 62 at Houston (W, 34-28 OT)
 12/5/10 Ben Roethlisberger, 38 vs. Pittsburgh (L, 10-13)
 11/28/10 Josh Freeman, 37 vs. Tampa Bay (W, 17-10)
 11/11/10 Matt Ryan, 50 at Atlanta (L, 21-26)
 10/24/10 Ryan Fitzpatrick, 43 vs. Buffalo (W, 37-34 OT)
 10/17/10 Tom Brady, 44 at New England (L, 20-23 OT)
 10/10/10 Kyle Orton, 38 vs. Denver (W, 31-17)
 9/19/10 Carson Palmer, 35 at Cincinnati (L, 10-15)

Individual with 25-or-More Pass Completions

Ravens: **1/9/11 (WC) Joe Flacco, 25 at Kansas City (W, 30-7)**
 11/28/10 Joe Flacco, 25 vs. Tampa Bay (W, 17-10)
 10/17/10 Joe Flacco, 27 at New England (L, 20-23 OT)
 Opponent: 1/2/11 Carson Palmer, 32 vs. Cincinnati (W, 13-7)
 12/19/10 Drew Brees, 29 vs. New Orleans (W, 30-24)
 12/13/10 Matt Schaub, 31 at Houston (W, 34-28 OT)
 11/11/10 Matt Ryan, 32 at Atlanta (L, 21-26)
 10/24/10 Ryan Fitzpatrick, 29 vs. Buffalo (W, 37-34 OT)
 10/17/10 Tom Brady, 27 at New England (L, 20-23 OT)

Individual 400-Yard Passing Game

Ravens: 10/27/96 Vinny Testaverde, 429 vs. St. Louis (W, 37-31 OT)
 Opponent: 9/20/09 Philip Rivers, 436 at San Diego (W, 31-26)



THE LAST TIME IT HAPPENED – OFFENSIVE TOTALS

Individual 300-Yard Passing Game

Ravens:	11/21/10	Joe Flacco, 301 at Carolina (W, 37-13)
Opponent:	1/2/11	Carson Palmer, 305 vs. Cincinnati (W, 13-7)
	12/13/10	Matt Schaub, 393 at Houston (W, 34-28 OT)
	11/11/10	Matt Ryan, 316 at Atlanta (L, 21-26)
	10/24/10	Ryan Fitzpatrick, 382 vs. Buffalo (W, 37-34 OT)
	10/10/10	Kyle Orton, 314 vs. Denver (W, 31-17)

Consecutive 300-Yard Passing Games

Ravens:	10/20-10/27/96	Vinny Testaverde, 338 at Den. (L, 34-45) & Vinny Testaverde, 429 vs. STL (W, 37-31 OT)
Opponent:	10/15-10/29/06	Jake Delhomme, 365 vs. Car. (L, 21-23) & Drew Brees, 383 at NO (W, 35-22)

Individual with 5-or-More Touchdown Passes

Ravens:	9/10/00	Tony Banks, 5 vs. Jacksonville (W, 39-36)
Opponent:	11/5/07	Ben Roethlisberger, 5 at Pittsburgh (L, 7-38)

Individual with 4-or-More Touchdown Passes

Ravens:	12/20/09	Joe Flacco, 4 vs. Chicago (W, 31-7)
Opponent:	10/24/10	Ryan Fitzpatrick, 4 vs. Buffalo (W, 37-34 OT)

Individual with 3-or-More Touchdown Passes

Ravens:	11/11/10	Joe Flacco, 3 at Atlanta (L, 21-26)
	10/24/10	Joe Flacco, 3 vs. Buffalo (W, 37-34 OT)
	9/26/10	Joe Flacco, 3 vs. Cleveland (W, 24-17)
Opponent:	12/19/10	Drew Brees, 3 vs. New Orleans (W, 30-24)
	12/13/10	Matt Schaub, 3 at Houston (W, 34-28 OT)
	11/11/10	Matt Ryan, 3 at Atlanta (L, 21-26)
	10/24/10	Ryan Fitzpatrick, 4 vs. Buffalo (W, 37-34 OT)

Individual with 10-or-More Receptions

Ravens:	1/9/11 (WC)	Todd Heap, 10 at Kansas City (W, 30-7)
	10/18/09	Ray Rice, 10 at Minnesota (L, 31-33)
Opponent:	1/2/11	Jerome Simpson, 12 vs. Cincinnati (W, 13-7)
	11/11/10	Roddy White, 12 at Atlanta (L, 21-26)

Individual 200-Yard Receiving Game

Ravens:	12/12/99	Qadry Ismail, 258 at Pittsburgh (W, 31-24)
Opponent:	9/10/00	Jimmy Smith, 291 vs. Jacksonville (W, 39-36)

Individual 150-Yard Receiving Game

Ravens:	11/30/08	Mark Clayton, 164 at Cincinnati (W, 34-3)
Opponent:	10/24/10	Steve Johnson, 158 vs. Buffalo (W, 37-34 OT)

Individual 100-Yard Receiving Game

Ravens:	1/9/11 (WC)	Todd Heap, 108 at Kansas City (W, 30-7)
	12/5/10	Anquan Boldin, 118 vs. Pittsburgh (L, 10-13)
	10/17/10	Derrick Mason, 100 at New England (L, 20-23 OT)
	9/26/10	Anquan Boldin, 142 vs. Cleveland (W, 24-17)
	9/13/10	Anquan Boldin, 110 at N.Y. Jets (W, 10-9)
Opponent:	1/2/11	Jerome Simpson, 123 vs. Cincinnati (W, 13-7)
	12/13/10	Andre Johnson, 140 at Houston (W, 34-28 OT)
	11/11/10	Roddy White, 138 at Atlanta (L, 21-26)
	10/24/10	Steve Johnson, 158 vs. Buffalo (W, 37-34 OT)
		Lee Evans, 105 vs. Buffalo (W, 37-34 OT)
	10/10/10	Brandon Lloyd, 135 vs. Denver (W, 31-17)

Two 100-Yard Receivers in the Same Game

Ravens:	10/27/96	Michael Jackson, 113 & Floyd Turner, 108 vs. St. Louis (W, 37-31 OT)
Opponent:	10/24/10	Steve Johnson, 158 & Lee Evans, 105 vs. Buffalo (W, 37-34 OT)

No Sacks Allowed

Ravens:	9/26/10	vs. Cleveland (W, 24-17)
Opponent:	1/2/11	vs. Cincinnati (W, 13-7)
	12/26/10	at Cleveland (W, 20-10)
	11/28/10	vs. Tampa Bay (W, 17-10)



THE LAST TIME IT HAPPENED – OFFENSIVE TOTALS

Pass Play of 80-or-More Yards

Ravens: 12/10/06 87t yards, Steve McNair to Mark Clayton at Kansas City (W, 20-10)
 Opponent: 11/21/10 88t yards, Brian St. Pierre to David Gettis at Carolina (W, 37-13)

Pass Play of 60-or-More Yards

Ravens: 12/5/10 67 yards, Joe Flacco to Donte' Stallworth vs. Pittsburgh (L, 10-13)
 61 yards, Joe Flacco to Anquan Boldin vs. Pittsburgh (L, 10-13)
 11/28/10 65t yards, Joe Flacco to Todd Heap vs. Tampa Bay (W, 17-10)
 Opponent: 11/21/10 88t yards, Brian St. Pierre to David Gettis at Carolina (W, 37-13)

Pass Play of 40-or-More Yards

Ravens: 12/19/10 42 yards, Joe Flacco to Derrick Mason vs. New Orleans (W, 30-24)
 12/5/10 67 yards, Joe Flacco to Donte' Stallworth vs. Pittsburgh (L, 10-13)
 61 yards, Joe Flacco to Anquan Boldin vs. Pittsburgh (L, 10-13)
 11/28/10 65t yards, Joe Flacco to Todd Heap vs. Tampa Bay (W, 17-10)
 11/21/10 56t yards, Joe Flacco to T.J. Houshmandzadeh at Carolina (W, 37-13)
 10/10/10 58 yards, Joe Flacco to Ed Dickson vs. Denver (W, 31-17)
 Opponent: 1/15/11 (D) 58 yards, Ben Roethlisberger to Antonio Brown at Pittsburgh (L, 24-31)
 12/13/10 46t yards, Matt Schaub to Andre Johnson at Houston (W, 34-28 OT)
 11/21/10 88t yards, Brian St. Pierre to David Gettis at Carolina (W, 37-13)
 10/24/10 43 yards, Ryan Fitzpatrick to Steve Johnson vs. Buffalo (W, 37-34 OT)

Individual with 4-or-More Touchdown Receptions

Ravens: 11/23/03 Marcus Robinson, 4 vs. Seattle (W, 44-41 OT)
 Opponent: Has never happened

Individual with 3-or-More Touchdown Receptions

Ravens: 9/26/10 Anquan Boldin, 3 vs. Cleveland (W, 24-17)
 Opponent: 10/24/10 Lee Evans, 3 vs. Buffalo (W, 37-34 OT)

Individual with 2-or-More Touchdown Receptions

Ravens: 12/13/10 Derrick Mason, 2 at Houston (W, 34-28 OT)
 10/24/10 Todd Heap, 2 vs. Buffalo (W, 37-34 OT)
 9/26/10 Anquan Boldin, 3 vs. Cleveland (W, 24-17)
 Opponent: 12/19/10 Jimmy Graham, 2 vs. New Orleans (W, 30-24)
 12/13/10 Andre Johnson, 2 at Houston (W, 34-28 OT)
 11/11/10 Roddy White, 2 at Atlanta (L, 21-26)
 10/24/10 Lee Evans, 3 vs. Buffalo (W, 37-34 OT)
 10/10/10 Brandon Lloyd, 2 vs. Denver (W, 31-17)

Led Team in Both Rushing & Receiving Yards in the Same Game

Ravens: 12/19/10 Ray Rice (153 rushing, 80 receiving) vs. New Orleans (W, 30-24)
 11/7/10 Ray Rice (83 rushing, 97 receiving) vs. Miami (W, 26-10)
 Opponent: 9/20/09 Darren Sproles (26 rushing, 124 receiving) at San Diego (W, 31-26)

100-Yard Rusher & Receiver in the Same Game

Ravens: 11/2/08 Ray Rice (148 rushing) & Derrick Mason (136 receiving) at Cleveland (W, 37-27)
 Opponent: 12/13/10 Arian Foster (100 rushing) & Andre Johnson (140 receiving) at Houston (W, 34-28 OT)

100-Yard Rusher, 100-Yard Receiver & 300-Yard Passer in the Same Game

Ravens: 11/23/03 Jamal Lewis (117 rushing), Marcus Robinson (131 receiving) & A. Wright (319 passing) vs. Seattle (W, 44-41 OT)
 Opponent: 12/13/10 Arian Foster (100 rushing), Andre Johnson (140 receiving) & Matt Schaub (393 passing) at Houston (W, 34-28 OT)

Individual with at Least 1 Rushing & 1 Receiving Touchdown in the Same Game

Ravens: 12/19/10 Ray Rice (1 rushing, 1 receiving) vs. New Orleans (W, 30-24)
 Opponent: 12/9/07 Joseph Addai (2 rushing, 1 receiving) vs. Indianapolis (L, 20-44)

Individual with at Least 1 Rushing Touchdown & 1 Touchdown Pass in the Same Game

Ravens: 10/26/08 Joe Flacco (1 rushing, 1 passing) vs. Oakland (W, 29-10)
 Opponent: 11/29/09 Dennis Dixon (1 rushing, 1 passing) vs. Pittsburgh (W, 20-17 OT)



THE LAST TIME IT HAPPENED – DEFENSIVE TOTALS

Held Opponent Under 200 Yards of Total Offense

Ravens:	1/9/11 (WC)	161 at Kansas City (W, 30-7)
	9/13/10	176 at N.Y. Jets (W, 10-9)
Opponent:	1/15/11 (D)	126 at Pittsburgh (L, 24-31)
	1/2/11	199 vs. Cincinnati (W, 13-7)

Held Opponent Under 300 Yards of Total Offense

Ravens:	1/15/11 (D)	263 at Pittsburgh (L, 24-31)
	1/9/11 (WC)	161 at Kansas City (W, 30-7)
	12/26/10	280 at Cleveland (W, 20-10)
	12/19/10	269 vs. New Orleans (W, 30-24)
	12/5/10	288 vs. Pittsburgh (L, 10-13)
	11/28/10	263 vs. Tampa Bay (W, 17-10)
	11/21/10	270 at Carolina (W, 37-13)
	11/7/10	289 vs. Miami (W, 26-10)
	10/3/10	210 at Pittsburgh (W, 17-14)
	9/19/10	253 at Cincinnati (L, 10-15)
	9/13/10	176 at N.Y. Jets (W, 10-9)
Opponent:	1/15/11 (D)	126 at Pittsburgh (L, 24-31)
	1/2/11	199 vs. Cincinnati (W, 13-7)
	12/26/10	258 at Cleveland (W, 20-10)
	12/13/10	253 at Houston (W, 34-28 OT)
	12/5/10	269 vs. Pittsburgh (L, 10-13)
	9/19/10	259 at Cincinnati (L, 10-15)
	9/13/10	282 at N.Y. Jets (W, 10-9)

Held Opponent Under 50 Net Yards Rushing

Ravens:	12/19/10	27 vs. New Orleans (W, 30-24)
	10/10/10	39 vs. Denver (W, 31-17)
Opponent:	1/15/11 (D)	35 at Pittsburgh (L, 24-31)
	12/5/10	43 vs. Pittsburgh (L, 10-13)
	9/13/10	49 at N.Y. Jets (W, 10-9)

Held Opponent Under 75 Net Yards Rushing

Ravens:	1/15/11 (D)	71 at Pittsburgh (L, 24-31)
	12/19/10	27 vs. New Orleans (W, 30-24)
	12/5/10	54 vs. Pittsburgh (L, 10-13)
	11/11/10	60 at Atlanta (L, 21-26)
	11/7/10	73 vs. Miami (W, 26-10)
	10/10/10	39 vs. Denver (W, 31-17)
Opponent:	1/15/11 (D)	35 at Pittsburgh (L, 24-31)
	12/13/10	63 at Houston (W, 34-28 OT)
	12/5/10	43 vs. Pittsburgh (L, 10-13)
	10/3/10	70 at Pittsburgh (W, 17-14)
	9/13/10	49 at N.Y. Jets (W, 10-9)

Held Opponent Under 100 Net Yards Rushing

Ravens:	1/15/11 (D)	71 at Pittsburgh (L, 24-31)
	1/2/11	90 vs. Cincinnati (W, 13-7)
	12/19/10	27 vs. New Orleans (W, 30-24)
	12/5/10	54 vs. Pittsburgh (L, 10-13)
	11/11/10	60 at Atlanta (L, 21-26)
	11/7/10	73 vs. Miami (W, 26-10)
	10/10/10	39 vs. Denver (W, 31-17)
	10/3/10	84 at Pittsburgh (W, 17-14)
	9/19/10	94 at Cincinnati (L, 10-15)
Opponent:	1/15/11 (D)	35 at Pittsburgh (L, 24-31)
	1/2/11	98 vs. Cincinnati (W, 13-7)
	12/13/10	63 at Houston (W, 34-28 OT)
	12/5/10	43 vs. Pittsburgh (L, 10-13)
	11/28/10	92 vs. Tampa Bay (W, 17-10)
	10/17/10	99 at New England (L, 20-23 OT)
	9/13/10	49 at N.Y. Jets (W, 10-9)



THE LAST TIME IT HAPPENED – DEFENSIVE TOTALS

Held Opponent Under 100 Net Yards Passing

Ravens:	1/9/11 (WC)	53 at Kansas City (W, 30-7)
	9/13/10	60 at N.Y. Jets (W, 10-9)
Opponent:	1/15/11 (D)	91 at Pittsburgh (L, 24-31)
	12/26/10	97 at Cleveland (W, 20-10)

Held Opponent Under 150 Net Yards Passing

Ravens:	1/9/11 (WC)	53 at Kansas City (W, 30-7)
	10/3/10	126 at Pittsburgh (W, 17-14)
	9/26/10	131 vs. Cleveland (W, 24-17)
	9/13/10	60 at N.Y. Jets (W, 10-9)
Opponent:	1/15/11 (D)	91 at Pittsburgh (L, 24-31)
	1/2/11	101 vs. Cincinnati (W, 13-7)
	12/26/10	97 at Cleveland (W, 20-10)
	12/19/10	148 vs. New Orleans (W, 30-24)

Interception Return for a Touchdown

Ravens:	12/13/10	Josh Wilson, 12 yards at Houston (W, 34-28 OT)
	11/21/10	Ray Lewis, 24 yards at Carolina (W, 37-13)
		Dawan Landry, 23 yards (lateral from Ed Reed) at Carolina (W, 37-13)
Opponent:	11/16/08	Aaron Ross, 50 yards at N.Y. Giants (L, 10-30)

Individual with 3-or-More Interceptions

Ravens:	Has Never Happened	
Opponent:	11/18/01	Anthony Henry, 3 vs. Cleveland (L, 17-27)

Individual with 2-or-More Interceptions

Ravens:	1/2/11	Ed Reed, 2 vs. Cincinnati (W, 13-7)
	12/26/10	Ed Reed, 2 at Cleveland (W, 20-10)
	10/24/10	Ed Reed, 2 vs. Buffalo (W, 37-34 OT)
Opponent:	11/16/08	Aaron Ross, 2 at N.Y. Giants (L, 10-30)

Fumble Return for a Touchdown

Ravens:	1/15/11 (D)	Cory Redding, 13 yards at Pittsburgh (L, 24-31)
	10/4/09	Dwan Edwards, recovery in end zone at New England (L, 21-27)
Opponent:	11/7/08	Johnathan Joseph, 65 yards vs. Cincinnati (W, 17-10)

9-or-More Sacks by Team

Ravens:	11/26/06	9 vs. Pittsburgh (W, 27-0)
Opponent:	Has Never Happened	

8-or-More Sacks by Team

Ravens:	11/26/06	9 vs. Pittsburgh (W, 27-0)
Opponent:	Has Never Happened	

7-or-More Sacks by Team

Ravens:	11/26/06	9 vs. Pittsburgh (W, 27-0)
Opponent:	11/9/03	7 at St. Louis (L, 22-33)

6-or-More Sacks by Team

Ravens:	1/15/11 (D)	6 at Pittsburgh (L, 24-31)
	12/17/06	6 vs. Cleveland (W, 27-17)
Opponent:	11/18/07	6 vs. Cleveland (L, 30-33)

5-or-More Sacks by Team

Ravens:	1/15/11 (D)	6 at Pittsburgh (L, 24-31)
	12/16/07	5 at Miami (L, 16-22)
Opponent:	1/15/11 (D)	5 at Pittsburgh (L, 24-31)
	12/13/10	5 at Houston (W, 34-28 OT)

Individual with 4-or-More Sacks

Ravens:	1/7/02	Peter Boulware, 4 vs. Minnesota (W, 19-3)
Opponent:	Has never happened	



THE LAST TIME IT HAPPENED – DEFENSIVE TOTALS

Individual with 3-or-More Sacks

Ravens:	1/15/11 (D)	Terrell Suggs, 3 at Pittsburgh (L, 24-31)
	12/4/05	Terrell Suggs, 3 vs. Houston (W, 16-15)
Opponents:	1/15/11 (D)	James Harrison, 3 at Pittsburgh (L, 24-31)
	10/12/08	Robert Mathis, 3 at Indianapolis (L, 3-31)

Individual with 2-or-More Sacks

Ravens:	1/15/11 (D)	Terrell Suggs, 3 at Pittsburgh (L, 24-31)
	1/9/11 (WC)	Terrell Suggs, 2 at Kansas City (W, 30-7)
	11/11/10	Terrell Suggs, 2 at Atlanta (L, 21-26)
	10/17/10	Haloti Ngata, 2 at New England (L, 20-23 OT)
Opponents:	1/15/11 (D)	James Harrison, 3 at Pittsburgh (L, 24-31)
	1/9/11 (WC)	Tamba Hali, 2 at Kansas City (W, 30-7)
	11/28/10	Gerald McCoy, 2 vs. Tampa Bay (W, 17-10)
	11/11/10	John Abraham, 2 at Atlanta (L, 21-26)
	11/7/10	Cameron Wake, 2 vs. Miami (W, 26-10)



THE LAST TIME IT HAPPENED – SPECIAL TEAMS TOTALS

Kickoff Return for a Touchdown

Ravens: 12/13/10 David Reed, 103 yards at Houston (W, 34-28 OT)
 Opponent: 11/23/08 Quintin Demps, 100 yards vs. Philadelphia (W, 36-7)

Kickoff Return for a Touchdown to Start a Game

Ravens: Has Never Happened
 Opponent: 11/7/04 Richard Alston, 93 yards vs. Cleveland (W, 27-13)

2 Kickoff Return Touchdowns in the Same Game

Ravens: 12/13/98 Corey Harris, 95 yards; Patrick Johnson, 97 yards vs. Minnesota (both in 1st quarter) (L, 28-38)
 Opponent: Has never happened

Punt Return for a Touchdown

Ravens: 9/23/07 Yamon Figurs, 75 yards vs. Arizona (W, 26-23)
 Opponent: 12/20/09 Earl Bennett, 49 yards vs. Chicago (W, 31-7)

2 Punt Return Touchdowns in the Same Game

Ravens: 12/24/00 Jermaine Lewis, 89 yards & 54 yards vs. N.Y. Jets (W, 34-20)
 Opponent: Has never happened

Blocked Punt Return for a Touchdown

Ravens: 11/23/03 Ed Reed, 16 yards (Reed blocked Tom Rouen punt) vs. Seattle (W, 44-41 OT)
 Opponent: 9/13/09 Jon McGraw, recovery in end zone (McGraw blocked Sam Koch punt) vs. Kansas City (W, 38-24)

Blocked Punt

Ravens: 11/23/08 Jameel McClain blocked Sav Rocca punt vs. Philadelphia (W, 36-7)
 Opponent: 9/13/09 Jon McGraw blocked Sam Koch punt vs. Kansas City (W, 38-24)

Blocked Extra Point Attempt

Ravens: 9/10/07 Dwan Edwards blocked Kyle Larson attempt vs. Cincinnati (L, 20-27)
 Opponent: 11/16/09 Sean Rogers blocked Steven Hauschka attempt at Cleveland (W, 16-0)

Missed (Not Blocked) Extra Point Attempt

Ravens: 10/27/96 Matt Stover vs. St. Louis (W, 37-31 OT)
 Opponent: 12/11/05 Jason Elam at Denver (L, 10-12)

Blocked Field Goal

Ravens: 10/11/09 Kelly Gregg blocked Shayne Graham 32-yard attempt vs. Cincinnati (L, 14-17)
 Opponent: 11/16/08 Fred Robbins blocked Matt Stover 32-yard attempt at N.Y. Giants (L, 10-30)

Individual with 5-or-More Field Goals

Ravens: 11/22/09 Billy Cundiff, 5-for-6 vs. Indianapolis (L, 15-17)
 Opponent: 9/19/10 Mike Nugent, 5-for-5 at Cincinnati (L, 10-15)

Individual with 4-or-More Field Goals

Ravens: 11/7/10 Billy Cundiff, 4-for-5 vs. Miami (W, 26-10)
 Opponent: 9/19/10 Mike Nugent, 5-for-5 at Cincinnati (L, 10-15)

Individual with 3-or-More Field Goals

Ravens: **1/9/11 (WC) Billy Cundiff, 3-for-3 at Kansas City (W, 30-7) (WC)**
 12/19/10 Billy Cundiff, 3-for-3 vs. New Orleans (W, 30-24)
 11/21/10 Billy Cundiff, 3-for-3 at Carolina (W, 37-13)
 11/7/10 Billy Cundiff, 4-for-5 vs. Miami (W, 26-10)
 10/24/10 Billy Cundiff, 3-for-3 vs. Buffalo (W, 37-34 OT)
 Opponent: 10/17/10 Stephen Gostkowski, 3-for-3 at New England (L, 20-23 OT)
 9/19/10 Mike Nugent, 5-for-5 at Cincinnati (L, 10-15)
 9/13/10 Nick Folk, 3-for-3 at N.Y. Jets (W, 10-9)

Successful Onside Kick

Ravens: 10/14/01 Matt Stover kick recovered by Edgerton Hartwell at Green Bay (L, 23-31)
 Opponent: 12/30/07 Jeff Reed kick recovered by Nate Washington vs. Pittsburgh (W, 27-21)

Failed Onside Kick

Ravens: 12/23/07 Sam Koch kick recovered by Bobby Engram at Seattle (L, 6-27)
 Opponent: 12/26/10 Phil Dawson kick went out-of-bounds at Cleveland (W, 20-10)



2010 REPLAY CHALLENGE TOTALS

RAVENS

<u>Date</u>	<u>Opp.</u>	<u>Initial Ruling</u>	<u>Ruling</u>
9/13	at NYJ	Antonio Cromartie returns INT to BLT 31 for 66 yards	Upheld
9/26	vs. Cle.	Seneca Wallace pass to Benjamin Watson to CLV 33 for 10 yards	Upheld
10/17	at NE	Joe Flacco pass incomplete intended for Derrick Mason	Reversed, Ruled a Completed Pass
10/24	vs. Buf.	Josh Wilson fumbles at BLT 15, recovered by George Wilson	Upheld
11/7	vs. Mia.	Joe Flacco pass incomplete intended for Anquan Boldin	Upheld
11/28	vs. TB	Josh Freeman pass to Michael Spurlock to TB 40 for 6 yards	Upheld
12/5	vs. Pit.	Ben Roethlisberger pass to Mewelde Moore to PIT 30 for 2 yards	Upheld
12/19	vs. NO	Drew Brees pass to Lance Moore for 15 yards, TD	Upheld
12/26	at Cle.	Mohamed Massaquoi pass to Brian Robiskie for 29 yards, TD	Upheld

TOTALS 1-for-9 11.1%

OPPONENTS

<u>Date</u>	<u>Opp.</u>	<u>Initial Ruling</u>	<u>Ruling</u>
10/17	at NE	Aaron Hernandez fumbles at NE 21, recovered by Jarret Johnson	Reversed, Ruled Down by Contact
10/17	at NE	Joe Flacco scrambles to NE 48, fumbles, recovered by Ray Rice	Reversed, Ruled Down by Contact
11/21	at Car.	Joe Flacco pass to Todd Heap to CAR 25, fumbles out of bounds	Upheld
11/28	vs. TB	Josh Freeman pass intercepted by Cory Redding at TB 11	Reversed, Ruled Incomplete Pass
12/13	at Hou.	Matt Schaub pass incomplete intended for Kevin Walter	Upheld
1/2	vs. Cin.	Donte' Stallworth rush to CIN 48 for 15 yards	Reversed, Ruled Fumble Lost
1/9 (WC) at KC		Joe Flacco pass to Ray Rice to BLT 25 for 11 yards	Upheld
1/9 (WC) at KC		Matt Cassel sacked, fumbles, recovered by L. Webb at KC 34	Reversed, Ruled Incomplete Pass
1/15 (D) at Pit.		Lardarius Webb returns kickoff to BLT 49 for 52 yards	Reversed, Ruled Down at BLT 35
1/15 (D) at Pit.		Ben Roethlisberger fumbles, Cory Redding returns 13 yards, TD	Upheld

TOTALS 6-for-10 60.0%

REPLAY ASSISTANT

Last two minutes of the half and overtime

<u>Date</u>	<u>Opp.</u>	<u>Initial Ruling</u>	<u>Ruling</u>
10/17	at NE	Tom Brady pass to Danny Woodhead to BLT 44 for 19 yards	Upheld
10/17	at NE	Tom Brady pass to Wes Welker to NE 21 for 5 yards	Reversed, Ruled Incomplete Pass
10/24	vs. Buf.	Joe Flacco sacked at BUF 25, fumbles, recovered by Chris Kelsay	Reversed, Ruled Down by Contact
10/24	vs. Buf.	Joe Flacco pass incomplete intended for Anquan Boldin	Upheld
10/24	vs. Buf.	Joe Flacco pass incomplete intended for Derrick Mason	Reversed, Ruled a Completed Pass
10/24	vs. Buf.	Ryan Fitzpatrick pass to Lee Evans to BLT 44 for 12 yards	Upheld
11/11	at Atl.	Matt Ryan scrambles to BLT 14 for 5 yards	Upheld
11/11	at Atl.	Joe Flacco pass to Todd Heap for 9 yards, TD	Upheld
11/11	at Atl.	Matt Ryan pass to Michael Jenkins to ATL 44 for 24 yards	Upheld
1/2	vs. Cin.	Carson Palmer pass to Jerome Simpson to BLT 13 for 11 yards	Upheld
1/2	vs. Cin.	Ray Rice rush to BLT 38 for 9 yards	Upheld

TOTALS 3-for-11 27.3%

HARBAUGH CAREER CHALLENGE TOTALS

REGULAR SEASON

POSTSEASON

<u>Year</u>	<u>No.</u>	<u>Reversed</u>	<u>Upheld</u>	<u>Pct.</u>	<u>Year</u>	<u>No.</u>	<u>Reversed</u>	<u>Upheld</u>	<u>Pct.</u>
2008	6	3	3	50.0	2008	3	2	1	66.7
2009	11	6	5	54.5	2009	2	1	1	50.0
2010	9	1	8	11.1	2010	0	0	0	0.0
Total	26	10	16	38.5	Total	5	3	2	60.0

Baltimore Ravens vs Pittsburgh Steelers

1/15/2011 at Heinz Field

Ball Possession And Drive Chart

Baltimore Ravens

#	Time Recd	Time Lost	Time Poss	How Ball Obtained	Drive Began	# Play	Yds Gain	Yds Pen	Net Yds	1st Down	Last Scrm	How Given Up
1	15:00	12:22	2:38	Kickoff	BLT 35	6	26	0	26	1	PIT 39	Punt
2	6:18	1:20	4:58	Kickoff	BLT 32	10	40	28	68	5	*PIT 14	Touchdown
3	14:06	10:32	3:34	Punt	BLT 18	5	17	0	17	1	BLT 35	Punt
4	8:45	5:43	3:02	Fumble	PIT 16	6	16	0	16	2	*PIT 4	Touchdown
5	0:21	0:00	0:21	Missed FG	BLT 33	1	-1	0	-1	0	BLT 33	End of Half
6	11:37	10:04	1:33	Punt	BLT 22	3	1	0	1	0	BLT 18	Fumble
7	9:11	7:25	1:46	Kickoff	BLT 27	3	-5	0	-5	0	BLT 22	Punt
8	3:49	3:38	0:11	Punt	BLT 10	1	0	0	0	0	BLT 10	Interception
9	1:21	1:04	0:17	Kickoff	BLT 23	2	0	0	0	0	BLT 23	Fumble
10	12:15	7:34	4:41	Kickoff	BLT 19	8	17	0	17	2	BLT 36	Punt
11	5:55	3:54	2:01	Punt	PIT 29	5	23	0	23	1	*PIT 6	Field Goal
12	1:33	1:03	0:30	Kickoff	PIT 48	4	-8	0	-8	0	BLT 44	Downs

(426) Average BLT 36

Pittsburgh Steelers

#	Time Recd	Time Lost	Time Poss	How Ball Obtained	Drive Began	# Play	Yds Gain	Yds Pen	Net Yds	1st Down	Last Scrm	How Given Up
1	12:22	6:18	6:04	Punt	PIT 20	10	54	26	80	5	*BLT 1	Touchdown
2	1:20	0:53	0:27	Kickoff	PIT 10	2	0	0	0	0	PIT 10	Fumble
3	0:53	14:06	1:47	Kickoff	PIT 29	3	-1	0	-1	0	PIT 28	Punt
4	10:32	8:45	1:47	Punt	PIT 4	4	7	5	12	1	PIT 12	Fumble
5	5:43	0:21	5:22	Kickoff	PIT 26	11	54	-5	49	3	BLT 25	Missed FG
6	15:00	11:37	3:23	Kickoff	PIT 25	5	7	0	7	1	PIT 32	Punt
7	10:04	9:11	0:53	Fumble	BLT 23	2	23	0	23	2	*BLT 9	Touchdown
8	7:25	3:49	3:36	Punt	PIT 33	6	24	-5	19	2	BLT 48	Punt
9	3:38	1:21	2:17	Interception	BLT 25	4	25	0	25	2	*BLT 8	Touchdown
10	1:04	12:15	3:49	Fumble	BLT 23	8	6	0	6	1	*BLT 17	Field Goal
11	7:34	5:55	1:39	Punt	PIT 12	3	3	-5	-2	0	PIT 10	Punt
12	3:54	1:33	2:21	Kickoff	PIT 35	11	63	2	65	4	*BLT 2	Touchdown
13	1:03	0:00	1:03	Downs	BLT 44	2	-2	0	-2	0	BLT 45	End of Game

(479) Average PIT 37

*** inside opponent's 20**

Time of Possession by Quarter	1st	2nd	3rd	4th	OT	Total
Visitor Baltimore Ravens	7:36	6:57	3:47	7:12		25:32
Home Pittsburgh Steelers	7:24	8:03	11:13	7:48		34:28
Kickoff Drive No.-Start Average	Ravens: 6 - BLT 31		Steelers: 5 - PIT 25			

Baltimore Ravens vs Kansas City Chiefs

1/9/2011 at Arrowhead Stadium

Ball Possession And Drive Chart

Baltimore Ravens

#	Time Recd	Time Lost	Time Poss	How Ball Obtained	Drive Began	# Play	Yds Gain	Yds Pen	Net Yds	1st Down	Last Scrm	How Given Up
1	15:00	9:01	5:59	Kickoff	BLT 30	14	69	0	69	4	* KC 1	Field Goal
2	7:27	2:58	4:29	Punt	BLT 15	10	31	0	31	3	KC 46	Fumble
3	2:09	14:48	2:21	Kickoff	BLT 20	5	40	0	40	1	KC 40	Punt
4	11:24	9:12	2:12	Fumble	BLT 45	3	6	0	6	0	KC 49	Punt
5	5:49	0:19	5:30	Punt	BLT 20	11	80	0	80	5	* KC 9	Touchdown
6	9:38	6:36	3:02	Downs	BLT 38	7	36	15	51	3	* KC 11	Field Goal
7	5:40	4:20	1:20	Fumble	KC 17	4	1	5	6	1	* KC 11	Field Goal
8	3:26	0:27	2:59	Interception	KC 31	6	31	0	31	3	* KC 4	Touchdown
9	14:46	4:26	10:20	Punt	BLT 20	15	85	-5	80	5	KC 25	Touchdown
10	3:32	0:00	3:32	Interception	BLT 34	6	11	0	11	1	BLT 46	End of Game

(374) Average BLT 37

Kansas City Chiefs

#	Time Recd	Time Lost	Time Poss	How Ball Obtained	Drive Began	# Play	Yds Gain	Yds Pen	Net Yds	1st Down	Last Scrm	How Given Up
1	9:01	7:27	1:34	Kickoff	KC 25	3	6	0	6	0	KC 31	Punt
2	2:58	2:09	0:49	Fumble	BLT 46	2	46	0	46	1	BLT 41	Touchdown
3	14:48	11:24	3:24	Punt	KC 14	6	41	0	41	3	BLT 48	Fumble
4	9:12	5:49	3:23	Punt	KC 13	5	44	-5	39	2	BLT 48	Punt
5	0:19	0:00	0:19	Kickoff	KC 16	1	-1	0	-1	0	KC 16	End of Half
6	15:00	13:57	1:03	Kickoff	KC 20	3	-1	0	-1	0	KC 19	Interception
7	13:57	9:38	4:19	Fumble	KC 32	8	31	0	31	2	BLT 33	Downs
8	6:36	5:40	0:56	Kickoff	KC 23	3	3	-10	-7	0	KC 8	Fumble
9	4:20	3:26	0:54	Kickoff	KC 20	2	1	0	1	0	KC 21	Interception
10	0:27	14:46	0:41	Kickoff	KC 46	3	3	0	3	0	KC 49	Punt
11	4:26	3:32	0:54	Kickoff	KC 40	4	-12	0	-12	0	KC 28	Interception

(303) Average KC 28

*** inside opponent's 20**

Time of Possession by Quarter		1st	2nd	3rd	4th	OT	Total
Visitor	Baltimore Ravens	12:37	7:54	7:21	13:52		41:44
Home	Kansas City Chiefs	2:23	7:06	7:39	1:08		18:16
Kickoff Drive No.-Start Average		Ravens: 2 - BLT 25		Chiefs: 7 - KC 27			

Cincinnati Bengals vs Baltimore Ravens

1/2/2011 at M&T Bank Stadium

Ball Possession And Drive Chart

Cincinnati Bengals

#	Time Recd	Time Lost	Time Poss	How Ball Obtained	Drive Began	# Play	Yds Gain	Yds Pen	Net Yds	1st Down	Last Scrm	How Given Up
1	15:00	14:06	0:54	Kickoff	CIN 20	3	8	0	8	0	CIN 28	Interception
2	10:10	8:15	1:55	Kickoff	CIN 25	3	9	0	9	0	CIN 34	Punt
3	5:36	12:43	7:53	Punt	CIN 24	16	65	0	65	4	* BLT 11	Missed FG
4	11:15	10:30	0:45	Punt	CIN 35	2	23	0	23	0	CIN 37	Fumble
5	10:17	8:16	2:01	Fumble	CIN 36	3	9	0	9	0	CIN 45	Punt
6	4:41	2:27	2:14	Kickoff	CIN 31	5	21	0	21	1	BLT 48	Punt
7	0:40	0:03	0:37	Interception	BLT 37	5	29	-5	24	2	* BLT 13	Interception
8	12:46	11:10	1:36	Punt	CIN 12	3	6	0	6	0	CIN 18	Punt
9	8:34	7:55	0:39	Punt	CIN 20	2	-2	0	-2	0	CIN 18	Fumble
10	5:47	12:24	8:23	Kickoff	CIN 20	13	75	5	80	6	* BLT 11	Touchdown
11	10:40	5:30	5:10	Punt	CIN 15	11	59	0	59	4	BLT 26	Downs
12	3:51	1:51	2:00	Punt	CIN 47	5	24	0	24	1	BLT 32	Fumble
13	0:45	0:10	0:35	Punt	CIN 31	6	67	0	67	2	* BLT 2	Downs

(379) Average CIN 29

Baltimore Ravens

#	Time Recd	Time Lost	Time Poss	How Ball Obtained	Drive Began	# Play	Yds Gain	Yds Pen	Net Yds	1st Down	Last Scrm	How Given Up
1	14:06	10:10	3:56	Interception	BLT 40	8	53	0	53	2	* CIN 7	Field Goal
2	8:15	5:36	2:39	Punt	BLT 19	4	18	0	18	1	BLT 37	Punt
3	12:43	11:15	1:28	Missed FG	BLT 20	4	15	-15	0	1	BLT 20	Punt
4	10:30	10:17	0:13	Fumble	BLT 37	1	15	0	15	0	BLT 37	Fumble
5	8:16	4:41	3:35	Punt	BLT 23	7	24	24	48	2	CIN 29	Field Goal
6	2:27	0:40	1:47	Punt	BLT 28	6	30	0	30	2	CIN 42	Interception
7	0:03	0:00	0:03	Interception	BLT 38	1	-1	0	-1	0	BLT 38	End of Half
8	15:00	12:46	2:14	Kickoff	BLT 40	3	-1	-5	-6	0	BLT 34	Punt
9	11:10	8:34	2:36	Punt	BLT 48	3	6	-10	-4	0	BLT 44	Punt
10	7:55	5:47	2:08	Fumble	CIN 28	5	28	0	28	2	* CIN 7	Touchdown
11	12:24	10:40	1:44	Kickoff	BLT 32	3	5	0	5	0	BLT 37	Punt
12	5:30	3:51	1:39	Downs	BLT 26	3	-1	0	-1	0	BLT 25	Punt
13	1:51	0:45	1:06	Fumble	BLT 29	3	9	-5	4	0	BLT 33	Punt
14	0:10	0:00	0:10	Downs	BLT 3	1	-1	0	-1	0	BLT 3	End of Game

(455) Average BLT 32

*** inside opponent's 20**

Time of Possession by Quarter	1st	2nd	3rd	4th	OT	Total
Visitor Cincinnati Bengals	8:25	7:54	8:02	10:21		34:42
Home Baltimore Ravens	6:35	7:06	6:58	4:39		25:18
Kickoff Drive No.-Start Average	Bengals: 4 - CIN 24		Ravens: 2 - BLT 36			

Baltimore Ravens vs Cleveland Browns
12/26/2010 at Cleveland Browns Stadium

Ball Possession And Drive Chart

Baltimore Ravens

#	Time Recd	Time Lost	Time Poss	How Ball Obtained	Drive Began	# Play	Yds Gain	Yds Pen	Net Yds	1st Down	Last Scrm	How Given Up
1	10:51	9:13	1:38	Interception	BLT 4	3	6	0	6	0	BLT 10	Punt
2	7:01	13:35	8:26	Kickoff	BLT 11	16	80	0	80	5	*CLV 9	Field Goal
3	13:17	11:47	1:30	Fumble	CLV 20	3	20	0	20	1	*CLV 15	Touchdown
4	8:02	4:06	3:56	Interception	50	9	28	0	28	2	CLV 22	Field Goal
5	0:03	0:00	0:03	Kickoff	BLT 20	1	-1	0	-1	0	BLT 20	End of Half
6	15:00	13:30	1:30	Kickoff	CLV 38	3	38	0	38	2	CLV 22	Touchdown
7	11:39	9:32	2:07	Punt	BLT 16	3	9	0	9	0	BLT 25	Punt
8	5:11	4:24	0:47	Punt	BLT 24	2	4	0	4	0	BLT 28	Interception
9	2:04	9:36	7:28	Punt	BLT 15	11	39	0	39	3	CLV 46	Punt
10	4:35	0:14	4:21	Interception	BLT 29	9	35	0	35	2	CLV 37	Downs

(311) Average BLT 31

Cleveland Browns

#	Time Recd	Time Lost	Time Poss	How Ball Obtained	Drive Began	# Play	Yds Gain	Yds Pen	Net Yds	1st Down	Last Scrm	How Given Up
1	15:00	10:51	4:09	Kickoff	CLV 35	7	32	0	32	2	BLT 33	Interception
2	9:13	7:01	2:12	Punt	BLT 40	4	40	0	40	2	BLT 29	Touchdown
3	13:35	13:17	0:18	Kickoff	CLV 26	1	3	0	3	0	CLV 26	Fumble
4	11:47	8:02	3:45	Kickoff	CLV 32	6	17	0	17	1	CLV 49	Interception
5	4:06	0:03	4:03	Kickoff	CLV 37	10	50	0	50	3	*BLT 13	Field Goal
6	13:30	11:39	1:51	Kickoff	CLV 33	5	15	0	15	1	CLV 48	Punt
7	9:32	5:11	4:21	Punt	CLV 25	6	19	-20	-1	1	CLV 24	Punt
8	4:24	2:04	2:20	Interception	CLV 41	5	17	0	17	1	BLT 42	Punt
9	9:36	4:35	5:01	Punt	CLV 6	11	67	0	67	5	BLT 27	Interception
10	0:14	0:00	0:14	Downs	CLV 36	2	20	0	20	1	CLV 36	End of Game

(331) Average CLV 33

*** inside opponent's 20**

Time of Possession by Quarter		1st	2nd	3rd	4th	OT	Total
Visitor	Baltimore Ravens	8:39	6:54	6:28	9:45		31:46
Home	Cleveland Browns	6:21	8:06	8:32	5:15		28:14
Kickoff Drive No.-Start Average		Ravens: 2 - BLT 16		Browns: 5 - CLV 33			

New Orleans Saints vs Baltimore Ravens

12/19/2010 at M&T Stadium

Ball Possession And Drive Chart

New Orleans Saints

#	Time Recd	Time Lost	Time Poss	How Ball Obtained	Drive Began	# Play	Yds Gain	Yds Pen	Net Yds	1st Down	Last Scrm	How Given Up
1	15:00	13:59	1:01	Kickoff	NO 23	3	4	0	4	0	NO 27	Punt
2	12:11	9:03	3:08	Punt	NO 40	7	45	15	60	4	* BLT 18	Touchdown
3	4:43	3:35	1:08	Kickoff	NO 28	3	2	-13	-11	0	NO 17	Punt
4	14:20	13:10	1:10	Kickoff	NO 12	3	5	0	5	0	NO 17	Punt
5	10:05	7:12	2:53	Kickoff	NO 35	4	-7	10	3	1	NO 38	Punt
6	3:14	0:22	2:52	Punt	NO 8	9	92	0	92	5	* BLT 1	Touchdown
7	13:01	11:32	1:29	Punt	NO 48	3	7	0	7	0	BLT 45	Punt
8	10:32	6:24	4:08	Punt	BLT 49	7	20	0	20	2	* BLT 29	Field Goal
9	2:15	11:34	5:41	Kickoff	NO 20	11	75	5	80	6	* BLT 15	Touchdown
10	10:03	6:15	3:48	Kickoff	NO 29	8	13	0	13	2	NO 42	Punt
11	2:51	1:47	1:04	Punt	NO 4	6	13	0	13	1	NO 17	Interception
12	0:09	0:00	0:09	Kickoff		0	0	0	0	0		End of Game

(298) Average NO 27

Baltimore Ravens

#	Time Recd	Time Lost	Time Poss	How Ball Obtained	Drive Began	# Play	Yds Gain	Yds Pen	Net Yds	1st Down	Last Scrm	How Given Up
1	13:59	12:11	1:48	Punt	BLT 31	3	-12	0	-12	0	BLT 19	Punt
2	9:03	4:43	4:20	Kickoff	BLT 24	9	61	15	76	4	NO 34	Touchdown
3	3:35	14:20	4:15	Punt	BLT 42	9	58	0	58	3	* NO 10	Touchdown
4	13:10	10:05	3:05	Punt	NO 34	5	39	-5	34	2	* NO 17	Touchdown
5	7:12	3:14	3:58	Punt	BLT 19	6	52	-10	42	1	NO 39	Punt
6	0:22	0:00	0:22	Kickoff	BLT 48	2	0	0	0	0	BLT 48	End of Half
7	15:00	13:01	1:59	Kickoff	BLT 21	3	1	-13	-12	0	BLT 9	Punt
8	11:32	10:32	1:00	Punt	BLT 8	3	4	0	4	0	BLT 12	Punt
9	6:24	2:15	4:09	Kickoff	BLT 26	9	64	-5	59	3	* NO 15	Field Goal
10	11:34	10:03	1:31	Kickoff	BLT 20	5	51	15	66	2	* NO 14	Field Goal
11	6:15	2:51	3:24	Punt	BLT 20	7	29	15	44	2	NO 36	Punt
12	1:47	0:09	1:38	Interception	NO 18	4	9	0	9	0	* NO 9	Field Goal

(407) Average BLT 34

*** inside opponent's 20**

Time of Possession by Quarter		1st	2nd	3rd	4th	OT	Total
Visitor	New Orleans Saints	5:17	6:55	7:52	8:27		28:31
Home	Baltimore Ravens	9:43	8:05	7:08	6:33		31:29
Kickoff Drive No.-Start Average		Saints: 6 - NO 24		Ravens: 5 - BLT 28			

Baltimore Ravens vs Houston Texans

12/13/2010 at Reliant Stadium

Ball Possession And Drive Chart

Baltimore Ravens

#	Time Recd	Time Lost	Time Poss	How Ball Obtained	Drive Began	# Play	Yds Gain	Yds Pen	Net Yds	1st Down	Last Scrm	How Given Up
1	13:21	8:11	5:10	Punt	BLT 15	9	30	-5	25	2	BLT 40	Punt
2	7:12	3:17	3:55	Punt	BLT 48	8	42	10	52	5	*HST 1	Touchdown
3	14:56	12:15	2:41	Missed FG	BLT 42	6	17	0	17	1	HST 41	Punt
4	8:38	5:23	3:15	Punt	HST 44	6	44	0	44	3	*HST 9	Touchdown
5	4:55	3:19	1:36	Punt	BLT 33	3	4	0	4	0	BLT 37	Punt
6	2:11	1:37	0:34	Interception	HST 38	4	33	5	38	2	*HST 26	Touchdown
7	0:42	0:00	0:42	Kickoff	BLT 28	3	12	0	12	1	BLT 34	End of Half
8	15:00	14:45	0:15	Kickoff		0	0	0	0	0		Touchdown
9	7:08	5:04	2:04	Kickoff	BLT 22	3	3	0	3	0	BLT 25	Punt
10	0:36	11:03	4:33	Kickoff	BLT 27	7	25	10	35	2	HST 38	Punt
11	6:00	2:42	3:18	Kickoff	BLT 25	6	31	0	31	2	HST 44	Punt
12	0:21	0:00	0:21	Kickoff	BLT 30	1	2	0	2	0	BLT 30	End of Half
13	15:00	12:06	2:54	Kickoff	BLT 20	6	10	0	10	1	BLT 30	Punt

(408) Average BLT 34

Houston Texans

#	Time Recd	Time Lost	Time Poss	How Ball Obtained	Drive Began	# Play	Yds Gain	Yds Pen	Net Yds	1st Down	Last Scrm	How Given Up
1	15:00	13:21	1:39	Kickoff	HST 20	4	19	0	19	1	HST 39	Punt
2	8:11	7:12	0:59	Punt	HST 10	3	5	0	5	0	HST 15	Punt
3	3:17	14:56	3:21	Kickoff	HST 18	9	48	0	48	2	BLT 34	Missed FG
4	12:15	8:38	3:37	Punt	HST 4	5	25	-2	23	1	HST 27	Punt
5	5:23	4:55	0:28	Kickoff	HST 20	3	0	0	0	0	HST 20	Punt
6	3:19	2:11	1:08	Punt	HST 21	3	11	0	11	1	HST 32	Interception
7	1:37	0:42	0:55	Kickoff	HST 20	7	80	0	80	3	BLT 46	Touchdown
8	14:45	7:08	7:37	Kickoff	HST 24	16	70	0	70	4	*BLT 6	Field Goal
9	5:04	0:36	4:28	Punt	HST 35	10	37	5	42	3	BLT 23	Field Goal
10	11:03	6:00	5:03	Punt	HST 1	15	99	0	99	6	*BLT 7	Touchdown
11	2:42	0:21	2:21	Punt	HST 5	12	95	0	95	7	*BLT 5	Touchdown
12	12:06	11:55	0:11	Punt	HST 9	2	0	0	0	0	HST 9	Interception

(187) Average HST 16

*** inside opponent's 20**

Time of Possession by Quarter	1st	2nd	3rd	4th	OT	Total
Visitor Baltimore Ravens	9:05	8:48	2:55	7:36	2:54	31:18
Home Houston Texans	5:55	6:12	12:05	7:24	0:11	31:47
Kickoff Drive No.-Start Average	Ravens: 6 - BLT 25		Texans: 5 - HST 20			

Pittsburgh Steelers vs Baltimore Ravens

12/5/2010 at M&T Bank Stadium

Ball Possession And Drive Chart

Pittsburgh Steelers

#	Time Recd	Time Lost	Time Poss	How Ball Obtained	Drive Began	# Play	Yds Gain	Yds Pen	Net Yds	1st Down	Last Scrm	How Given Up
1	14:16	11:49	2:27	Punt	PIT 38	6	10	0	10	1	PIT 48	Punt
2	10:34	9:09	1:25	Punt	BLT 45	3	9	0	9	0	BLT 36	Punt
3	1:59	13:00	3:59	Kickoff	PIT 20	6	13	0	13	1	PIT 33	Punt
4	12:04	9:52	2:12	Punt	PIT 20	5	35	0	35	2	BLT 45	Interception
5	5:27	0:46	4:41	Punt	PIT 15	11	47	-10	37	3	BLT 48	Punt
6	15:00	10:54	4:06	Kickoff	PIT 20	8	53	0	53	3	BLT 27	Field Goal
7	7:13	12:46	9:27	Kickoff	PIT 20	16	74	5	79	5	* BLT 1	Field Goal
8	11:11	9:46	1:25	Punt	PIT 16	3	2	-5	-3	0	PIT 13	Punt
9	8:14	4:43	3:31	Punt	PIT 13	5	37	-5	32	1	PIT 45	Punt
10	3:13	2:51	0:22	Fumble	BLT 9	3	9	0	9	1	* BLT 9	Touchdown
11	0:33	0:00	0:33	Downs	PIT 31	1	-1	0	-1	0	PIT 31	End of Game

(339) Average PIT 31

Baltimore Ravens

#	Time Recd	Time Lost	Time Poss	How Ball Obtained	Drive Began	# Play	Yds Gain	Yds Pen	Net Yds	1st Down	Last Scrm	How Given Up
1	15:00	14:16	0:44	Kickoff	BLT 13	3	-6	0	-6	0	BLT 7	Punt
2	11:49	10:34	1:15	Punt	BLT 20	3	2	-5	-3	0	BLT 17	Punt
3	9:09	1:59	7:10	Punt	BLT 8	10	110	-18	92	4	* PIT 14	Touchdown
4	13:00	12:04	0:56	Punt	BLT 49	3	7	0	7	0	PIT 44	Punt
5	9:52	5:27	4:25	Interception	BLT 2	6	60	-5	55	1	PIT 43	Punt
6	0:46	0:00	0:46	Punt	BLT 15	2	0	0	0	0	BLT 16	End of Half
7	10:54	7:13	3:41	Kickoff	BLT 34	13	55	5	60	5	* PIT 6	Field Goal
8	12:46	11:11	1:35	Kickoff	BLT 34	3	2	0	2	0	BLT 36	Punt
9	9:46	8:14	1:32	Punt	BLT 48	3	4	0	4	0	PIT 48	Punt
10	4:43	3:13	1:30	Punt	BLT 28	3	-8	8	0	1	BLT 43	Fumble
11	2:51	0:33	2:18	Kickoff	BLT 18	9	43	8	51	3	PIT 31	Downs

(269) Average BLT 24

*** inside opponent's 20**

Time of Possession by Quarter		1st	2nd	3rd	4th	OT	Total
Visitor	Pittsburgh Steelers	5:51	8:53	11:19	8:05		34:08
Home	Baltimore Ravens	9:09	6:07	3:41	6:55		25:52
Kickoff Drive No.-Start Average		Steelers: 3 - PIT 20		Ravens: 4 - BLT 25			

Tampa Bay Buccaneers vs Baltimore Ravens

11/28/2010 at M&T Bank Stadium

Ball Possession And Drive Chart

Tampa Bay Buccaneers

#	Time Recd	Time Lost	Time Poss	How Ball Obtained	Drive Began	# Play	Yds Gain	Yds Pen	Net Yds	1st Down	Last Scrm	How Given Up
1	15:00	9:49	5:11	Kickoff	TB 12	8	41	0	41	2	BLT 47	Punt
2	6:44	4:37	2:07	Punt	TB 8	3	6	-5	1	0	TB 9	Punt
3	2:58	1:59	0:59	Punt	TB 4	3	4	0	4	0	TB 8	Punt
4	13:54	11:29	2:25	Kickoff	TB 20	5	16	0	16	1	TB 36	Punt
5	8:56	4:32	4:24	Interception	BLT 36	10	32	0	32	2	*BLT 4	Field Goal
6	3:04	1:54	1:10	Kickoff	TB 45	3	-3	0	-3	0	TB 42	Punt
7	0:32	0:00	0:32	Kickoff	TB 20	1	-1	0	-1	0	TB 20	End of Half
8	12:57	10:29	2:28	Punt	TB 32	4	29	-5	24	1	BLT 44	Punt
9	8:26	6:41	1:45	Punt	TB 28	4	34	0	34	1	BLT 38	Punt
10	3:13	2:11	1:02	Punt	TB 9	3	8	0	8	0	TB 17	Punt
11	14:15	11:58	2:17	Punt	TB 20	4	20	0	20	1	TB 40	Punt
12	7:43	3:05	4:38	Punt	TB 23	13	77	0	77	6	*BLT 5	Touchdown

(285) Average TB 24

Baltimore Ravens

#	Time Recd	Time Lost	Time Poss	How Ball Obtained	Drive Began	# Play	Yds Gain	Yds Pen	Net Yds	1st Down	Last Scrm	How Given Up
1	9:49	6:44	3:05	Punt	BLT 15	7	43	0	43	2	TB 42	Punt
2	4:37	2:58	1:39	Punt	TB 47	4	11	-10	1	0	TB 46	Punt
3	1:59	13:54	3:05	Punt	TB 41	7	14	0	14	1	*TB 27	Field Goal
4	11:29	8:56	2:33	Punt	BLT 21	7	40	-5	35	2	TB 44	Interception
5	4:32	3:04	1:28	Kickoff	BLT 24	4	76	0	76	2	BLT 35	Touchdown
6	1:54	0:32	1:22	Punt	BLT 45	5	31	24	55	3	*TB 10	Touchdown
7	15:00	12:57	2:03	Kickoff	BLT 19	3	9	0	9	0	BLT 28	Punt
8	10:29	8:26	2:03	Punt	BLT 7	4	6	0	6	1	BLT 13	Punt
9	6:41	3:13	3:28	Punt	BLT 13	8	45	-10	35	2	BLT 48	Punt
10	2:11	14:15	2:56	Punt	BLT 28	5	19	0	19	1	BLT 47	Punt
11	11:58	7:43	4:15	Punt	BLT 26	5	18	0	18	1	BLT 44	Punt
12	3:05	0:00	3:05	Kickoff	BLT 19	7	38	0	38	3	TB 42	End of Game

(329) Average BLT 27

*** inside opponent's 20**

Time of Possession by Quarter	1st	2nd	3rd	4th	OT	Total
Visitor Tampa Bay Buccaneers	8:17	8:31	5:15	6:55		28:58
Home Baltimore Ravens	6:43	6:29	9:45	8:05		31:02
Kickoff Drive No.-Start Average	Buccaneers: 4 - TB 24		Ravens: 3 - BLT 21			

Baltimore Ravens vs Carolina Panthers
11/21/2010 at Bank of America Stadium

Ball Possession And Drive Chart

Baltimore Ravens

#	Time Recd	Time Lost	Time Poss	How Ball Obtained	Drive Began	# Play	Yds Gain	Yds Pen	Net Yds	1st Down	Last Scrm	How Given Up
1	12:59	12:26	0:33	Punt	50	2	50	0	50	1	BLT 44	Touchdown
2	8:33	1:15	7:18	Punt	BLT 12	13	84	0	84	6	* CAR 4	Field Goal
3	13:39	7:18	6:21	Kickoff	BLT 23	12	63	0	63	5	* CAR 11	Fumble
4	5:24	1:57	3:27	Punt	BLT 49	8	51	0	51	4	* CAR 1	Touchdown
5	1:08	0:53	0:15	Punt	BLT 42	1	7	0	7	0	BLT 42	Fumble
6	15:00	13:58	1:02	Kickoff	CAR 18	4	3	0	3	0	* CAR 15	Field Goal
7	11:49	10:42	1:07	Kickoff	BLT 18	3	2	0	2	0	BLT 20	Punt
8	9:39	6:04	3:35	Punt	BLT 27	6	29	0	29	2	CAR 44	Punt
9	3:01	0:13	2:48	Punt	BLT 29	6	18	0	18	1	BLT 47	Punt
10	14:44	11:39	3:05	Kickoff	BLT 23	3	11	-10	1	0	BLT 24	Punt
11	9:40	5:55	3:45	Punt	BLT 21	7	48	0	48	2	CAR 31	Field Goal
12	2:02	0:45	1:17	Punt	BLT 20	5	9	9	18	1	BLT 38	Punt

(396) Average BLT 33

Carolina Panthers

#	Time Recd	Time Lost	Time Poss	How Ball Obtained	Drive Began	# Play	Yds Gain	Yds Pen	Net Yds	1st Down	Last Scrm	How Given Up
1	15:00	12:59	2:01	Kickoff	CAR 20	3	-6	0	-6	0	CAR 14	Punt
2	12:26	8:33	3:53	Kickoff	CAR 20	7	31	5	36	3	BLT 44	Punt
3	1:15	13:39	2:36	Kickoff	CAR 20	6	53	0	53	1	BLT 27	Field Goal
4	7:18	5:24	1:54	Fumble	CAR 15	3	3	0	3	0	CAR 18	Punt
5	1:57	1:08	0:49	Kickoff	CAR 16	3	1	0	1	0	CAR 17	Punt
6	0:53	0:00	0:53	Fumble	BLT 49	3	-2	0	-2	0	CAR 49	Punt
7	13:58	11:49	2:09	Kickoff	BLT 25	5	8	-5	3	1	* BLT 22	Field Goal
8	10:42	9:39	1:03	Punt	CAR 27	3	4	0	4	0	CAR 31	Punt
9	6:04	3:01	3:03	Punt	CAR 20	5	32	-10	22	1	CAR 42	Punt
10	0:13	14:44	0:29	Punt	CAR 14	3	86	0	86	1	CAR 12	Touchdown
11	11:39	9:40	1:59	Punt	CAR 24	3	8	0	8	0	CAR 32	Punt
12	5:55	4:59	0:56	Kickoff	CAR 20	3	-1	0	-1	0	CAR 19	Interception
13	4:59	4:48	0:11	Kickoff	CAR 21	1	0	0	0	0	CAR 21	Interception
14	4:48	2:02	2:46	Kickoff	CAR 15	5	18	0	18	1	CAR 33	Punt
15	0:45	0:00	0:45	Punt	CAR 34	2	22	0	22	1	CAR 47	End of Game

(392) Average CAR 26

*** inside opponent's 20**

Time of Possession by Quarter	1st	2nd	3rd	4th	OT	Total
Visitor Baltimore Ravens	7:51	10:03	8:32	8:07		34:33
Home Carolina Panthers	7:09	4:57	6:28	6:53		25:27
Kickoff Drive No.-Start Average	Ravens: 4 - BLT 36		Panthers: 8 - CAR 26			

Baltimore Ravens vs Atlanta Falcons

11/11/2010 at The Georgia Dome

Ball Possession And Drive Chart

Baltimore Ravens

#	Time Recd	Time Lost	Time Poss	How Ball Obtained	Drive Began	# Play	Yds Gain	Yds Pen	Net Yds	1st Down	Last Scrm	How Given Up
1	10:15	8:00	2:15	Punt	BLT 6	5	29	0	29	2	BLT 35	Punt
2	6:29	3:02	3:27	Punt	BLT 19	6	22	0	22	1	BLT 41	Punt
3	11:24	8:37	2:47	Kickoff	BLT 20	5	26	0	26	1	BLT 46	Punt
4	0:17	0:00	0:17	Kickoff	BLT 20	1	-1	0	-1	0	BLT 20	End of Half
5	15:00	13:50	1:10	Kickoff	BLT 20	3	-5	0	-5	0	BLT 15	Interception
6	12:51	6:50	6:01	Kickoff	BLT 35	10	65	0	65	5	*ATL 5	Touchdown
7	2:39	1:49	0:50	Punt	BLT 26	5	16	0	16	1	BLT 42	Punt
8	11:34	5:42	5:52	Kickoff	BLT 25	11	75	0	75	5	*ATL 6	Touchdown
9	2:57	1:05	1:52	Punt	BLT 28	8	72	0	72	4	*ATL 9	Touchdown
10	0:20	0:00	0:20	Kickoff	BLT 9	3	22	-5	17	1	BLT 19	End of Game

(208) Average BLT 21

Atlanta Falcons

#	Time Recd	Time Lost	Time Poss	How Ball Obtained	Drive Began	# Play	Yds Gain	Yds Pen	Net Yds	1st Down	Last Scrm	How Given Up
1	15:00	10:15	4:45	Kickoff	ATL 20	9	38	0	38	2	BLT 42	Punt
2	8:00	6:29	1:31	Punt	ATL 28	3	7	0	7	0	ATL 35	Punt
3	3:02	11:24	6:38	Punt	ATL 9	14	91	0	91	6	BLT 28	Touchdown
4	8:37	4:51	3:46	Punt	ATL 7	6	20	0	20	1	ATL 27	Punt
5	4:51	0:17	4:34	Fumble	BLT 43	12	28	5	33	3	*BLT 10	Field Goal
6	13:50	12:51	0:59	Interception	BLT 39	4	6	0	6	0	BLT 33	Field Goal
7	6:50	2:39	4:11	Kickoff	ATL 31	6	16	0	16	1	ATL 47	Punt
8	1:49	11:34	5:15	Punt	ATL 25	11	62	13	75	5	*BLT 4	Touchdown
9	5:42	2:57	2:45	Kickoff	ATL 20	5	22	-5	17	1	ATL 37	Punt
10	1:05	0:20	0:45	Kickoff	ATL 20	7	72	8	80	4	BLT 33	Touchdown

(278) Average ATL 28

*** inside opponent's 20**

Time of Possession by Quarter		1st	2nd	3rd	4th	OT	Total
Visitor	Baltimore Ravens	5:42	3:04	8:01	8:04		24:51
Home	Atlanta Falcons	9:18	11:56	6:59	6:56		35:09
Kickoff Drive No.-Start Average		Ravens: 6 - BLT 22		Falcons: 4 - ATL 23			

Miami Dolphins vs Baltimore Ravens

11/7/2010 at M&T Bank Stadium

Ball Possession And Drive Chart

Miami Dolphins

#	Time Recd	Time Lost	Time Poss	How Ball Obtained	Drive Began	# Play	Yds Gain	Yds Pen	Net Yds	1st Down	Last Scrm	How Given Up
1	12:08	5:23	6:45	Kickoff	MIA 25	11	80	-5	75	5	* BLT 12	Touchdown
2	14:13	13:25	0:48	Kickoff	MIA 20	2	1	0	1	0	MIA 21	Interception
3	10:55	9:08	1:47	Downs	MIA 30	3	-7	0	-7	0	MIA 23	Punt
4	2:55	0:15	2:40	Kickoff	MIA 20	11	79	0	79	4	* BLT 1	Field Goal
5	15:00	13:32	1:28	Kickoff	MIA 20	3	7	0	7	0	MIA 27	Punt
6	9:23	6:07	3:16	Kickoff	MIA 20	6	38	-10	28	2	MIA 48	Punt
7	0:43	12:43	3:00	Missed FG	MIA 27	8	45	0	45	2	BLT 28	Missed FG
8	6:45	6:23	0:22	Kickoff	MIA 25	2	0	0	0	0	MIA 25	Interception
9	2:07	0:35	1:32	Kickoff	MIA 8	9	43	15	58	4	BLT 34	Interception

(195) Average MIA 22

Baltimore Ravens

#	Time Recd	Time Lost	Time Poss	How Ball Obtained	Drive Began	# Play	Yds Gain	Yds Pen	Net Yds	1st Down	Last Scrm	How Given Up
1	15:00	12:08	2:52	Kickoff	BLT 24	7	76	0	76	3	MIA 32	Touchdown
2	5:23	14:13	6:10	Kickoff	BLT 36	12	56	0	56	4	* MIA 8	Field Goal
3	13:25	10:55	2:30	Interception	MIA 4	4	-21	-5	-26	0	* MIA 20	Downs
4	9:08	2:55	6:13	Punt	BLT 40	10	54	-15	39	3	* MIA 21	Field Goal
5	0:15	0:00	0:15	Kickoff	BLT 24	1	-1	0	-1	0	BLT 24	End of Half
6	13:32	9:23	4:09	Punt	BLT 19	9	81	0	81	5	* MIA 12	Touchdown
7	6:07	0:43	5:24	Punt	BLT 11	12	70	0	70	4	* MIA 19	Missed FG
8	12:43	6:45	5:58	Missed FG	BLT 36	13	61	0	61	3	* MIA 3	Field Goal
9	6:23	2:07	4:16	Interception	MIA 18	7	17	-5	12	1	* MIA 6	Field Goal
10	0:35	0:00	0:35	Interception	BLT 22	1	-1	0	-1	0	BLT 22	End of Game

(390) Average BLT 39

*** inside opponent's 20**

Time of Possession by Quarter	1st	2nd	3rd	4th	OT	Total
Visitor Miami Dolphins	6:45	5:15	5:27	4:11		21:38
Home Baltimore Ravens	8:15	9:45	9:33	10:49		38:22
Kickoff Drive No.-Start Average	Dolphins: 7 - MIA 20		Ravens: 3 - BLT 28			

Buffalo Bills vs Baltimore Ravens
10/24/2010 at M&T Bank Stadium

Ball Possession And Drive Chart

Buffalo Bills

#	Time Recd	Time Lost	Time Poss	How Ball Obtained	Drive Began	# Play	Yds Gain	Yds Pen	Net Yds	1st Down	Last Scrm	How Given Up
1	14:02	10:48	3:14	Punt	BUF 19	5	-4	0	-4	1	BUF 15	Punt
2	8:21	5:06	3:15	Kickoff	BUF 28	6	82	-10	72	4	BLT 33	Touchdown
3	5:00	2:01	2:59	Fumble	BLT 15	7	12	0	12	1	* BLT 3	Field Goal
4	14:41	9:46	4:55	Punt	BUF 9	11	91	0	91	5	BLT 33	Touchdown
5	8:15	4:56	3:19	Kickoff	BUF 18	6	82	0	82	3	BLT 20	Touchdown
6	0:48	0:48	0:00	Kickoff		0	0	0	0	0		Fumble
7	0:23	0:00	0:23	Kickoff	BUF 20	1	-1	0	-1	0	BUF 20	End of Half
8	15:00	14:51	0:09	Kickoff	BUF 20	1	0	0	0	0	BUF 20	Interception
9	14:44	7:24	7:20	Kickoff	BUF 20	12	46	0	46	3	BLT 34	Downs
10	0:59	0:00	0:59	Kickoff	BUF 20	3	6	0	6	0	BUF 26	Interception
11	14:56	9:53	5:03	Fumble	BUF 14	9	42	0	42	2	BLT 44	Punt
12	8:28	5:46	2:42	Punt	BUF 37	5	68	-5	63	3	* BLT 17	Touchdown
13	3:26	0:04	3:22	Punt	BUF 9	12	59	0	59	4	BLT 32	Field Goal
14	13:48	12:52	0:56	Punt	BUF 22	3	23	0	23	1	BUF 41	Fumble

(321) Average BUF 25

Baltimore Ravens

#	Time Recd	Time Lost	Time Poss	How Ball Obtained	Drive Began	# Play	Yds Gain	Yds Pen	Net Yds	1st Down	Last Scrm	How Given Up
1	15:00	14:02	0:58	Kickoff	BLT 24	3	7	0	7	0	BLT 31	Punt
2	10:48	8:21	2:27	Punt	BLT 32	7	50	-5	45	2	BUF 23	Field Goal
3	5:06	5:00	0:06	Kickoff		0	0	0	0	0		Fumble
4	2:01	14:41	2:20	Kickoff	BLT 20	6	37	-5	32	2	BUF 48	Punt
5	9:46	8:15	1:31	Kickoff	BLT 20	4	40	40	80	3	BUF 26	Touchdown
6	4:56	0:48	4:08	Kickoff	BLT 20	11	55	-5	50	5	* BUF 30	Field Goal
7	0:48	0:23	0:25	Fumble	BUF 27	4	27	0	27	2	* BUF 14	Touchdown
8	14:51	14:44	0:07	Interception	BUF 34	1	34	0	34	1	BUF 34	Touchdown
9	7:24	0:59	6:25	Downs	BLT 35	12	62	3	65	5	* BUF 2	Touchdown
10	15:00	14:56	0:04	Interception	BUF 9	1	-5	0	-5	0	* BUF 9	Fumble
11	9:53	8:28	1:25	Punt	BLT 7	3	7	-3	4	0	BLT 11	Punt
12	5:46	3:26	2:20	Kickoff	BLT 20	5	40	0	40	1	BUF 40	Punt
13	0:04	0:00	0:04	Kickoff	BLT 20	1	-1	0	-1	0	BLT 20	End of Half
14	15:00	13:48	1:12	Kickoff	BLT 27	3	2	0	2	0	BLT 29	Punt
15	12:52	10:54	1:58	Fumble	BUF 29	4	4	5	9	0	BUF 20	Field Goal

(526) Average BLT 38

*** inside opponent's 20**

Time of Possession by Quarter	1st	2nd	3rd	4th	OT	Total
Visitor Buffalo Bills	9:28	8:37	8:28	11:07	0:56	38:36
Home Baltimore Ravens	5:32	6:23	6:32	3:53	3:10	25:30
Kickoff Drive No.-Start Average	Bills: 6 - BUF 21		Ravens: 7 - BLT 22			

Baltimore Ravens vs New England Patriots

10/17/2010 at Gillette Stadium

Ball Possession And Drive Chart

Baltimore Ravens

#	Time Recd	Time Lost	Time Poss	How Ball Obtained	Drive Began	# Play	Yds Gain	Yds Pen	Net Yds	1st Down	Last Scrm	How Given Up
1	15:00	6:28	8:32	Kickoff	BLT 11	15	86	-5	81	5	* NE 8	Field Goal
2	5:23	3:33	1:50	Punt	BLT 22	3	3	0	3	0	BLT 25	Punt
3	0:25	11:47	3:38	Kickoff	BLT 27	9	45	28	73	5	* NE 16	Touchdown
4	9:53	5:37	4:16	Punt	BLT 9	5	28	0	28	2	BLT 37	Punt
5	4:23	2:53	1:30	Punt	BLT 41	3	9	0	9	0	50	Punt
6	1:39	0:29	1:10	Punt	BLT 45	3	5	0	5	0	50	Punt
7	11:42	10:23	1:19	Interception	NE 36	3	41	-5	36	2	NE 25	Touchdown
8	6:40	14:53	6:47	Kickoff	BLT 9	13	79	5	84	4	* NE 7	Field Goal
9	11:02	8:41	2:21	Kickoff	BLT 20	4	27	0	27	1	BLT 47	Punt
10	1:51	0:45	1:06	Kickoff	BLT 20	3	4	0	4	0	BLT 24	Punt
11	15:00	13:18	1:42	Kickoff	BLT 20	3	5	0	5	0	BLT 25	Punt
12	12:11	8:03	4:08	Punt	BLT 17	7	35	0	35	2	NE 48	Punt
13	7:14	5:19	1:55	Punt	BLT 19	3	10	-10	0	0	BLT 19	Punt

(324) Average BLT 25

New England Patriots

#	Time Recd	Time Lost	Time Poss	How Ball Obtained	Drive Began	# Play	Yds Gain	Yds Pen	Net Yds	1st Down	Last Scrm	How Given Up
1	6:28	5:23	1:05	Kickoff	NE 22	3	2	0	2	0	NE 24	Punt
2	3:33	0:25	3:08	Punt	NE 34	6	66	0	66	4	* BLT 2	Touchdown
3	11:47	9:53	1:54	Kickoff	NE 20	6	38	-5	33	2	BLT 47	Punt
4	5:37	4:23	1:14	Punt	NE 5	3	8	0	8	0	NE 13	Punt
5	2:53	1:39	1:14	Punt	NE 8	4	8	0	8	1	NE 16	Punt
6	0:29	0:00	0:29	Punt	NE 12	1	-1	0	-1	0	NE 12	End of Half
7	15:00	11:42	3:18	Kickoff	NE 20	6	16	-5	11	1	NE 31	Interception
8	10:23	6:40	3:43	Kickoff	NE 20	9	60	0	60	3	* BLT 20	Field Goal
9	14:53	11:02	3:51	Kickoff	NE 40	8	47	13	60	5	* BLT 5	Touchdown
10	8:41	1:51	6:50	Punt	NE 14	13	95	-15	80	5	* BLT 6	Field Goal
11	0:45	0:00	0:45	Punt	NE 47	4	9	0	9	0	BLT 44	Interception
12	13:18	12:11	1:07	Punt	NE 35	3	-3	0	-3	0	NE 32	Punt
13	8:03	7:14	0:49	Punt	NE 12	3	4	0	4	0	NE 16	Punt
14	5:19	1:56	3:23	Punt	NE 38	7	45	0	45	2	* BLT 17	Field Goal

(327) Average NE 23

*** inside opponent's 20**

Time of Possession by Quarter	1st	2nd	3rd	4th	OT	Total
Visitor Baltimore Ravens	10:47	10:09	7:59	3:34	7:45	40:14
Home New England Patriots	4:13	4:51	7:01	11:26	5:19	32:50
Kickoff Drive No.-Start Average	Ravens: 6 - BLT 18		Patriots: 5 - NE 24			

Denver Broncos vs Baltimore Ravens

10/10/2010 at M&T Bank Stadium

Ball Possession And Drive Chart

Denver Broncos

#	Time Recd	Time Lost	Time Poss	How Ball Obtained	Drive Began	# Play	Yds Gain	Yds Pen	Net Yds	1st Down	Last Scrm	How Given Up
1	9:31	5:21	4:10	Downs	DEN 15	6	24	-10	14	1	DEN 29	Punt
2	0:45	12:46	2:59	Kickoff	DEN 20	6	18	0	18	1	DEN 38	Punt
3	10:16	10:09	0:07	Kickoff		0	0	0	0	0		Fumble
4	9:21	7:21	2:00	Kickoff	DEN 20	4	23	-10	13	1	DEN 33	Punt
5	6:27	2:42	3:45	Punt	DEN 25	6	21	-10	11	1	DEN 36	Punt
6	1:57	0:48	1:09	Punt	DEN 41	5	74	-15	59	3	BLT 42	Touchdown
7	15:00	13:11	1:49	Kickoff	DEN 35	4	28	0	28	1	BLT 37	Punt
8	9:42	6:46	2:56	Punt	DEN 20	4	21	-5	16	1	DEN 36	Punt
9	14:21	11:50	2:31	Kickoff	DEN 20	8	61	0	61	3	* BLT 19	Field Goal
10	5:06	4:05	1:01	Kickoff	DEN 20	5	17	-10	7	1	DEN 27	Punt
11	1:51	0:35	1:16	Punt	DEN 10	5	59	31	90	3	BLT 44	Touchdown

(226) Average DEN 23

Baltimore Ravens

#	Time Recd	Time Lost	Time Poss	How Ball Obtained	Drive Began	# Play	Yds Gain	Yds Pen	Net Yds	1st Down	Last Scrm	How Given Up
1	15:00	9:31	5:29	Kickoff	BLT 11	10	74	0	74	3	* DEN 1	Downs
2	5:21	0:45	4:36	Punt	BLT 27	9	73	0	73	5	* DEN 1	Touchdown
3	12:46	10:16	2:30	Punt	BLT 28	5	47	25	72	5	* DEN 1	Touchdown
4	10:09	9:21	0:48	Fumble	DEN 20	4	2	0	2	0	* DEN 18	Field Goal
5	7:21	6:27	0:54	Punt	BLT 21	3	1	0	1	0	BLT 22	Punt
6	2:42	1:57	0:45	Punt	BLT 22	3	3	0	3	0	BLT 25	Punt
7	0:48	0:00	0:48	Kickoff	BLT 21	2	3	0	3	0	BLT 21	End of Half
8	13:11	9:42	3:29	Punt	BLT 22	7	32	0	32	2	DEN 46	Punt
9	6:46	14:21	7:25	Punt	BLT 28	14	67	5	72	7	* DEN 1	Touchdown
10	11:50	5:06	6:44	Kickoff	BLT 10	11	90	0	90	5	DEN 30	Touchdown
11	4:05	1:51	2:14	Punt	BLT 40	5	24	-10	14	1	DEN 46	Punt
12	0:35	0:00	0:35	Kickoff	DEN 46	1	-1	0	-1	0	DEN 46	End of Game

(364) Average BLT 30

*** inside opponent's 20**

Time of Possession by Quarter		1st	2nd	3rd	4th	OT	Total
Visitor	Denver Broncos	4:55	9:15	4:45	4:48		23:43
Home	Baltimore Ravens	10:05	5:45	10:15	10:12		36:17
Kickoff Drive No.-Start Average		Broncos: 5 - DEN 23		Ravens: 3 - BLT 14			

Baltimore Ravens vs Pittsburgh Steelers

10/3/2010 at Heinz Field

Ball Possession And Drive Chart

Baltimore Ravens

#	Time Recd	Time Lost	Time Poss	How Ball Obtained	Drive Began	# Play	Yds Gain	Yds Pen	Net Yds	1st Down	Last Scrm	How Given Up
1	12:56	6:16	6:40	Punt	BLT 24	12	53	-5	48	4	PIT 28	Missed FG
2	2:08	13:33	3:35	Kickoff	BLT 17	8	78	5	83	4	* PIT 9	Touchdown
3	10:02	8:02	2:00	Punt	BLT 21	4	-3	29	26	1	BLT 47	Punt
4	5:20	0:00	5:20	Punt	BLT 37	14	53	-5	48	5	* PIT 15	Field Goal
5	15:00	11:57	3:03	Kickoff	BLT 11	5	16	0	16	1	BLT 22	Fumble
6	9:48	8:06	1:42	Missed FG	BLT 39	3	9	0	9	0	BLT 48	Punt
7	3:16	2:01	1:15	Punt	BLT 10	3	7	0	7	0	BLT 17	Interception
8	0:34	14:06	1:28	Missed FG	BLT 35	3	8	0	8	0	BLT 43	Punt
9	7:14	2:40	4:34	Kickoff	BLT 33	10	60	5	65	4	* PIT 2	Downs
10	1:08	0:32	0:36	Punt	PIT 40	4	40	0	40	3	* PIT 18	Touchdown
11	0:18	0:00	0:18	Interception	PIT 36	1	-1	0	-1	0	PIT 36	End of Game

(351) Average BLT 32

Pittsburgh Steelers

#	Time Recd	Time Lost	Time Poss	How Ball Obtained	Drive Began	# Play	Yds Gain	Yds Pen	Net Yds	1st Down	Last Scrm	How Given Up
1	15:00	12:56	2:04	Kickoff	PIT 30	3	-3	0	-3	0	PIT 27	Punt
2	6:16	2:08	4:08	Missed FG	PIT 36	7	52	12	64	4	* BLT 1	Touchdown
3	13:33	10:02	3:31	Kickoff	PIT 20	6	32	-5	27	2	PIT 47	Punt
4	8:02	5:20	2:42	Punt	PIT 12	3	11	-7	4	0	PIT 16	Punt
5	11:57	9:48	2:09	Fumble	BLT 27	4	-4	0	-4	0	BLT 31	Missed FG
6	8:06	3:16	4:50	Punt	PIT 14	8	28	-5	23	2	PIT 37	Punt
7	2:01	0:34	1:27	Interception	BLT 33	4	1	5	6	0	BLT 27	Missed FG
8	14:06	7:14	6:52	Punt	PIT 7	13	88	5	93	6	* BLT 7	Touchdown
9	2:40	1:08	1:32	Downs	PIT 3	3	5	-5	0	0	PIT 3	Punt
10	0:32	0:18	0:14	Kickoff	PIT 15	1	0	0	0	0	PIT 15	Interception

(277) Average PIT 28

*** inside opponent's 20**

Time of Possession by Quarter		1st	2nd	3rd	4th	OT	Total
Visitor	Baltimore Ravens	8:48	8:47	6:34	6:22		30:31
Home	Pittsburgh Steelers	6:12	6:13	8:26	8:38		29:29
Kickoff Drive No.-Start Average		Ravens: 3 - BLT 20		Steelers: 3 - PIT 22			

Cleveland Browns vs Baltimore Ravens

9/26/2010 at M&T Bank Stadium

Ball Possession And Drive Chart

Cleveland Browns

#	Time Recd	Time Lost	Time Poss	How Ball Obtained	Drive Began	# Play	Yds Gain	Yds Pen	Net Yds	1st Down	Last Scrm	How Given Up
1	12:50	6:14	6:36	Punt	CLV 22	12	62	-5	57	4	* BLT 21	Field Goal
2	1:29	11:52	4:37	Kickoff	CLV 22	7	48	-15	33	2	BLT 45	Punt
3	5:59	0:13	5:46	Kickoff	CLV 17	11	83	0	83	6	* BLT 1	Touchdown
4	15:00	11:36	3:24	Kickoff	CLV 20	6	12	0	12	1	CLV 32	Punt
5	8:30	5:29	3:01	Missed FG	CLV 41	5	17	-10	7	1	CLV 48	Punt
6	4:14	2:51	1:23	Punt	CLV 30	3	4	0	4	0	CLV 34	Punt
7	1:45	14:54	1:51	Punt	CLV 14	6	71	15	86	4	* BLT 1	Touchdown
8	9:13	7:39	1:34	Kickoff	CLV 20	3	-18	0	-18	0	CLV 2	Punt
9	5:29	3:49	1:40	Kickoff	CLV 20	3	8	0	8	0	CLV 28	Punt

(206) Average CLV 23

Baltimore Ravens

#	Time Recd	Time Lost	Time Poss	How Ball Obtained	Drive Began	# Play	Yds Gain	Yds Pen	Net Yds	1st Down	Last Scrm	How Given Up
1	15:00	12:50	2:10	Kickoff	BLT 30	3	8	-5	3	0	BLT 33	Punt
2	6:14	1:29	4:45	Kickoff	BLT 15	10	85	0	85	5	* CLV 8	Touchdown
3	11:52	5:59	5:53	Punt	BLT 7	10	88	5	93	5	* CLV 12	Touchdown
4	0:13	0:00	0:13	Kickoff	BLT 21	1	-1	0	-1	0	BLT 21	End of Half
5	11:36	8:30	3:06	Punt	BLT 14	7	53	0	53	2	CLV 33	Missed FG
6	5:29	4:14	1:15	Punt	BLT 20	3	9	0	9	0	BLT 29	Punt
7	2:51	1:45	1:06	Punt	BLT 32	3	4	-10	-6	0	BLT 26	Punt
8	14:54	9:13	5:41	Kickoff	BLT 31	10	89	-20	69	4	CLV 27	Touchdown
9	7:39	5:29	2:10	Punt	CLV 42	6	16	-5	11	1	CLV 31	Field Goal
10	3:49	0:00	3:49	Punt	BLT 20	8	14	5	19	2	BLT 40	End of Game

(248) Average BLT 25

*** inside opponent's 20**

Time of Possession by Quarter	1st	2nd	3rd	4th	OT	Total
Visitor Cleveland Browns	8:05	8:54	9:33	3:20		29:52
Home Baltimore Ravens	6:55	6:06	5:27	11:40		30:08
Kickoff Drive No.-Start Average	Browns: 5 - CLV 20		Ravens: 4 - BLT 24			

Baltimore Ravens vs Cincinnati Bengals

9/19/2010 at Paul Brown Stadium

Ball Possession And Drive Chart

Baltimore Ravens

#	Time Recd	Time Lost	Time Poss	How Ball Obtained	Drive Began	# Play	Yds Gain	Yds Pen	Net Yds	1st Down	Last Scrm	How Given Up
1	13:49	10:13	3:36	Punt	BLT 32	8	31	0	31	2	CIN 37	Punt
2	7:11	6:06	1:05	Punt	BLT 28	3	2	0	2	0	BLT 30	Punt
3	14:52	13:21	1:31	Kickoff	BLT 31	3	6	0	6	0	BLT 37	Interception
4	9:46	7:07	2:39	Kickoff	BLT 35	5	21	0	21	1	CIN 44	Punt
5	5:27	3:27	2:00	Punt	BLT 31	6	12	0	12	1	BLT 43	Punt
6	1:43	0:50	0:53	Punt	BLT 28	4	6	5	11	1	BLT 39	Punt
7	0:11	0:00	0:11	Punt	BLT 21	1	-1	0	-1	0	BLT 21	End of Half
8	15:00	11:46	3:14	Kickoff	BLT 20	7	80	0	80	4	CIN 31	Touchdown
9	9:25	7:48	1:37	Punt	BLT 34	4	17	0	17	1	CIN 49	Interception
10	6:45	5:23	1:22	Punt	BLT 20	3	1	0	1	0	BLT 21	Punt
11	0:14	12:30	2:44	Kickoff	BLT 25	6	29	0	29	2	CIN 46	Punt
12	9:35	5:46	3:49	Punt	BLT 29	8	52	0	52	2	* CIN 19	Field Goal
13	4:34	4:19	0:15	Kickoff	BLT 20	2	0	0	0	0	BLT 20	Interception
14	2:48	2:00	0:48	Kickoff	BLT 20	4	3	0	3	0	BLT 23	Interception

(374) Average BLT 27

Cincinnati Bengals

#	Time Recd	Time Lost	Time Poss	How Ball Obtained	Drive Began	# Play	Yds Gain	Yds Pen	Net Yds	1st Down	Last Scrm	How Given Up
1	15:00	13:49	1:11	Kickoff	CIN 20	3	13	-5	8	0	CIN 28	Punt
2	10:13	7:11	3:02	Punt	CIN 12	5	20	0	20	1	CIN 32	Punt
3	6:06	14:52	6:14	Punt	CIN 28	13	59	-5	54	4	* BLT 18	Field Goal
4	13:21	9:46	3:35	Interception	BLT 35	6	38	-15	23	1	* BLT 12	Field Goal
5	7:07	5:27	1:40	Punt	CIN 9	3	3	0	3	0	CIN 12	Punt
6	3:27	1:43	1:44	Punt	CIN 12	3	2	-5	-3	0	CIN 9	Punt
7	0:50	0:11	0:39	Punt	CIN 26	3	8	0	8	0	CIN 34	Punt
8	11:46	9:25	2:21	Kickoff	CIN 20	4	16	0	16	1	CIN 36	Punt
9	7:48	6:45	1:03	Interception	BLT 43	3	1	0	1	0	BLT 42	Punt
10	5:23	0:14	5:09	Punt	CIN 38	13	30	4	34	4	* BLT 28	Field Goal
11	12:30	9:35	2:55	Punt	CIN 18	4	43	-5	38	1	BLT 44	Punt
12	5:46	4:34	1:12	Kickoff	BLT 41	4	6	15	21	1	BLT 20	Field Goal
13	4:19	2:48	1:31	Interception	BLT 11	4	4	0	4	0	* BLT 7	Field Goal
14	2:00	0:00	2:00	Interception	BLT 46	4	10	0	10	1	BLT 35	End of Game

(507) Average CIN 36

*** inside opponent's 20**

Time of Possession by Quarter	1st	2nd	3rd	4th	OT	Total
Visitor Baltimore Ravens	4:41	7:14	6:27	7:22		25:44
Home Cincinnati Bengals	10:19	7:46	8:33	7:38		34:16
Kickoff Drive No.-Start Average	Ravens: 6 - BLT 25		Bengals: 3 - CIN 33			

Baltimore Ravens vs New York Jets
9/13/2010 at The New Meadowlands Stadium

Ball Possession And Drive Chart

Baltimore Ravens

#	Time Recd	Time Lost	Time Poss	How Ball Obtained	Drive Began	# Play	Yds Gain	Yds Pen	Net Yds	1st Down	Last Scrm	How Given Up
1	12:37	12:30	0:07	Punt	BLT 20	1	-7	0	-7	0	BLT 20	Fumble
2	10:54	1:38	9:16	Kickoff	BLT 30	14	58	-10	48	5	NYJ 20	Fumble
3	13:32	11:39	1:53	Punt	BLT 13	3	0	0	0	0	BLT 13	Punt
4	8:16	4:58	3:18	Kickoff	BLT 36	7	16	28	44	2	NYJ 20	Interception
5	4:09	0:06	4:03	Fumble	BLT 24	11	44	32	76	5	*NYJ 1	Touchdown
6	15:00	12:29	2:31	Kickoff	BLT 28	6	14	0	14	1	BLT 42	Punt
7	11:37	7:07	4:30	Punt	BLT 8	9	80	5	85	2	*NYJ 7	Field Goal
8	4:47	1:55	2:52	Punt	BLT 1	5	7	5	12	1	BLT 13	Punt
9	14:19	11:59	2:20	Punt	BLT 2	3	2	-1	1	0	BLT 3	Punt
10	10:29	6:13	4:16	Kickoff	BLT 27	9	31	0	31	2	NYJ 42	Punt
11	4:27	1:37	2:50	Punt	BLT 26	7	38	0	38	2	NYJ 36	Punt
12	0:36	0:00	0:36	Downs	NYJ 40	1	-1	0	-1	0	NYJ 40	End of Game

(275) Average BLT 23

New York Jets

#	Time Recd	Time Lost	Time Poss	How Ball Obtained	Drive Began	# Play	Yds Gain	Yds Pen	Net Yds	1st Down	Last Scrm	How Given Up
1	15:00	12:37	2:23	Kickoff	NYJ 21	5	15	0	15	1	NYJ 36	Punt
2	12:30	10:54	1:36	Fumble	BLT 11	4	6	0	6	0	*BLT 5	Field Goal
3	1:38	13:32	3:06	Fumble	NYJ 22	5	35	0	35	1	BLT 43	Punt
4	11:39	8:16	3:23	Punt	BLT 37	5	22	5	27	1	*BLT 10	Field Goal
5	4:58	4:09	0:49	Interception	BLT 31	2	7	0	7	0	BLT 26	Fumble
6	0:06	0:00	0:06	Kickoff	NYJ 20	1	-1	-5	-6	0	NYJ 15	End of Half
7	12:29	11:37	0:52	Punt	NYJ 31	3	7	0	7	0	NYJ 38	Punt
8	7:07	4:47	2:20	Kickoff	NYJ 32	3	7	0	7	0	NYJ 39	Punt
9	1:55	14:19	2:36	Punt	NYJ 40	4	30	-10	20	1	BLT 40	Punt
10	11:59	10:29	1:30	Punt	BLT 35	4	5	0	5	0	BLT 30	Field Goal
11	6:13	4:27	1:46	Punt	NYJ 8	4	16	0	16	1	NYJ 24	Punt
12	1:37	0:36	1:01	Punt	NYJ 18	7	27	-5	22	1	NYJ 31	Downs

(478) Average NYJ 40

*** inside opponent's 20**

Time of Possession by Quarter	1st	2nd	3rd	4th	OT	Total
Visitor Baltimore Ravens	9:23	9:14	9:53	10:02		38:32
Home New York Jets	5:37	5:46	5:07	4:58		21:28
Kickoff Drive No.-Start Average	Ravens: 4 - BLT 30		Jets: 3 - NYJ 24			



GAME 1 • RAVENS 10, JETS 9

Baltimore (1-0) New York (0-1)

Monday, September 13, 2010 • 7:26 PM ET • New Meadowlands Stadium • New York
Weather: 67°, Cloudy, Wind NNW 11 mph • Attendance 78,127 • Time 3:08



The Ravens spoiled the grand opening of the Jets' New Meadowlands Stadium with a 10-9 victory on Monday Night Football. Baltimore took a 7-6 halftime lead on RB Willis McGahee's 1-yard touchdown plunge – his 30th score as a Raven – with six seconds left in the second quarter. K Billy Cundiff's 25-yard field goal in the third quarter provided the winning points. The Ravens' defense was stout throughout the game, limiting the Jets to 3 Nick Folk field goals (23, 28 and 48 yards). Baltimore's Ray Lewis and Co. held New York to 176 yards (80 yards passing). The Jets converted just 1 of 11 third-down attempts, while the Ravens were a respectable 11-of-19. The Ravens held the Jets to a New York franchise-tying-low 6 first downs. WR Anquan Boldin, playing his first game with the Ravens, caught 7 passes for 110 yards, producing the 28th 100-yard game of his career. TE Todd Heap, who made a spectacular diving catch for a 35-yarder in the fourth quarter, grabbed 6 for 72 more yards. QB Joe Flacco completed 20 of 38 passes for 248 yards. New York committed 14 penalties, including 10 in the first half, to the Ravens' five infractions. Baltimore held the ball 38:32 to the Jets' 21:28 and limited New York to 176 total yards, including 60 through the air, which ranks as the second lowest in Ravens franchise history (55 vs. Was. on 10/10/04).

BALTIMORE RAVENS

OFFENSE

WR 85 D. Mason
WR 81 A. Boldin
LT 74 M. Oher
LG 66 B. Grubbs
C 77 M. Birk
RG 65 C. Chester
RT 73 M. Yanda
TE 86 T. Heap
WR 84 T. Houshmandzadeh
QB 5 J. Flacco
RB 27 R. Rice

DEFENSE

DT 92 H. Ngata
NT 97 K. Gregg
DE 93 C. Redding
RUSH 55 T. Suggs
WILL 53 J. McClain
R. Lewis
SAM 95 J. Johnson
LCB 25 C. Carr
SS 26 D. Landry
FS 28 T. Zbikowski
RCB 31 F. Washington

NEW YORK JETS

OFFENSE

WR 89 J. Cotochery
LT 60 D. Ferguson
LG 68 M. Slauson
C 74 N. Mangold
RG 65 B. Moore
RT 67 D. Woody
TE 81 D. Keller
WR 17 B. Edwards
QB 6 M. Sanchez
TE 82 M. Mulligan
RB 23 S. Greene

DEFENSE

END 92 S. Ellis
NT 77 K. Jenkins
DT 91 S. Pouha
OLB 58 B. Thomas
WILL 57 B. Scott
MIKE 52 D. Harris
CB 20 K. Wilson
CB 24 D. Revis
CB 31 A. Cromartie
S 36 J. Leonhard
S 33 E. Smith

OFFICIALS – Referee: Walt Anderson (66), Umpire: Bill Schuster (129), Head Linesman: Phil McKinley (110), Line Judge: Byron Boston (18), Side Judge: James Coleman (95), Field Judge: Jimmy Buchanan (86), Back Judge: Billy Smith (2)

	1	2	3	4	OT	TOTAL	FIELD GOALS - made () & missed
BALTIMORE	0	7	3	0	-	10	B. Cundiff (25)
NEW YORK	3	3	0	3	-	9	N. Folk (23, 28, 48)

TEAM	QTR	TIME	PLAY DESCRIPTION (extra point)	DRIVE	SCORE
Jets	1	10:54	N. Folk 23 yd. Field Goal	4-6, 1:36	0-3
Jets	2	8:16	N. Folk 28 yd. Field Goal	5-27, 3:23	0-6
Ravens	2	0:06	W. McGahee 1 yd. run (B. Cundiff kick)	11-76, 4:03	7-6
Ravens	3	7:07	B. Cundiff 25 yd. Field Goal	9-85, 4:30	10-6
Jets	4	10:29	N. Folk 48 yd. Field Goal	4-5, 1:30	10-9

TEAM STATISTICS

First Downs (total-rush-pass-penalty)
Total Yards – Plays – Average
Net Yards Rushing – Rushes – Average
Net Yards Passing – Times Thrown – Yds Lost – Gross Pass.
Passes Attempted – Completed – Intercepted
Punts / Number – Average
Penalties / Number – Yards
Fumbles / Number – Lost

RAVENS

20-2-12-6
282-75-3.8
49-35-1.4
233-2-15-248
38-20-1
6-40.7
5-38
2-2

JETS

6-3-2-1
176-44-4.0
116-21-5.5
60-2-14-74
21-10-0
6-45.7
14-125
3-1

INDIVIDUAL STATISTICS

Rushing Baltimore: R. Rice 21-43-0-7LG; L. McClain 4-6-0-3LG; J. Flacco 4-2-0-1LG; W. McGahee 6-(-2)-1-1LG
New York: L. Tomlinson 11-62-0-21LG; B. Smith 2-27-0-22LG; S. Greene 5-18-0-8LG
M. Sanchez 2-5-0-6LG; B. Edwards 1-4-0-4LG

Receiving Baltimore: A. Boldin 7-110-0-38LG; T. Heap 6-72-0-35LG; D. Mason 2-21-0-12LG; R. Rice 2-19-0-16LG
New York: T. Houshmandzadeh 1-27-0-27LG; L. McClain 1-5-0-5LG; W. McGahee 1-(-6)-0-(-6)LG
J. Cotochery 2-18-0-13LG; L. Tomlinson 2-16-0-9LG; D. Keller 2-13-0-9LG; T. Richardson 2-9-0-5LG
B. Edwards 1-9-0-9LG; S. Greene 1-9-0-9LG

Passing Baltimore: J. Flacco 38-20-248-1-0-38LG
New York: M. Sanchez 21-10-74-0-0-13LG

Interceptions Baltimore: None
New York: A. Cromartie 1-66

Sacks Baltimore: H. Ngata 1-8; J. Johnson .5-3; T. Suggs .5-3
New York: B. Thomas 1-8; S. Ellis 1-7



GAME 2 • BENGALS 15, RAVENS 10

Baltimore (1-1) Cincinnati (1-1)

Sunday, September 19, 2010 • 1:02 PM ET • Paul Brown Stadium • Cincinnati
Weather: 78°, Cloudy, Wind W 1 mph • Attendance 64,071 • Time 3:07



Despite holding the Bengals without a touchdown, the Ravens dropped a 15-10 decision at Paul Brown Stadium. The Ravens' offense managed just 1 TD in this hard-fought battle that was not decided until the final minutes of the fourth quarter. Baltimore QB Joe Flacco had a difficult day, throwing 4 interceptions while completing 17 of 39 passes for 154 yards. Two of Flacco's INTs led to field goals, and 2 came in the last five minutes of the game. K Mike Nugent provided all of the Bengals' points on FGs of 36, 30, 46, 38 and 25 yards. After Cincinnati took a 6-0 halftime advantage, the Ravens grabbed a 7-6 third-quarter lead on a Flacco-to-WR Derrick Mason 31-yard TD pass. Nugent put the Bengals back on top at the end of that quarter, 9-7. Baltimore K Billy Cundiff's 38-yard FG with 5:46 left in the game gave the Ravens a 10-9 lead. RB Ray Rice finished the game with 87 yards on 16 carries. Dating back to the Divisional playoff game in Indianapolis (1/16/10), Baltimore's defense has gone 10 straight quarters without giving up a touchdown, also limiting Cincinnati to 3-of-18 (17%) on third down. Lewis had a game-high 10 tackles and posted career sack number 37.5.

BALTIMORE RAVENS

OFFENSE

WR 85 D. Mason
WR 81 A. Boldin
LT 74 M. Oher
LG 66 B. Grubbs
C 77 M. Birk
RG 65 C. Chester
RT 73 M. Yanda
TE 86 T. Heap
QB 5 J. Flacco
FB 33 L. McClain
RB 27 R. Rice

DEFENSE

DT 92 H. Ngata
NT 97 K. Gregg
DE 93 C. Redding
RUSH 55 T. Suggs
WILL 53 J. McClain
R. Lewis
SAM 95 J. Johnson
LCB 25 C. Carr
SS 26 D. Landry
FS 28 T. Zbikowski
RCB 31 F. Washington

CINCINNATI BENGALS

OFFENSE

WR 85 C. Ochocinco
LOT 77 A. Whitworth
LG 62 N. Livings
C 64 K. Cook
RG 63 B. Williams
ROT 71 A. Smith
TE 74 D. Roland
WR 81 T. Owens
QB 9 C. Palmer
HB 32 C. Benson
WR 11 J. Shipley

DEFENSE

LE 91 R. Geathers
NT 94 D. Peko
DT 99 T. Johnson
RE 98 A. Odom
SLB 58 R. Maulaluga
MLB 57 D. Jones
WLB 59 B. Johnson
LCB 22 J. Joseph
RCB 29 L. Hall
SS 31 R. Williams
FS 42 C. Crocker

OFFICIALS – Referee: Gene Steratore (114), Umpire: Butch Hannah (40), Head Linesman: Jerry Bergman (91), Line Judge: Ron Marinucci (107), Side Judge: Mike Weatherford (116), Field Judge: Bob Waggoner (25), Back Judge: Dino Paganelli (105)

	1	2	3	4	OT	TOTAL	FIELD GOALS - made () & missed
BALTIMORE	0	0	7	3	-	10	B. Cundiff (38)
CINCINNATI	0	6	3	6	-	15	M. Nugent (36, 30, 46, 38, 25)

TEAM	QTR	TIME	PLAY DESCRIPTION (extra point)	DRIVE	SCORE
Bengals	2	14:52	M. Nugent 36 yd. Field Goal	13-54, 6:14	0-3
Bengals	2	9:46	M. Nugent 30 yd. Field Goal	6-23, 3:35	0-6
Ravens	3	11:46	D. Mason 31 yd. pass from J.Flacco (B. Cundiff kick)	7-80, 3:14	7-6
Bengals	3	0:14	M. Nugent 46 yd. Field Goal	13-34, 5:09	7-9
Ravens	4	5:46	B. Cundiff 38 yd. Field Goal	8-52, 3:49	10-9
Bengals	4	4:34	M. Nugent 38 yd. Field Goal	4-21, 1:12	10-12
Bengals	4	2:48	M. Nugent 25 yd. Field Goal	4-4, 1:31	10-15

TEAM STATISTICS

First Downs (total-rush-pass-penalty)
Total Yards – Plays – Average
Net Yards Rushing – Rushes – Average
Net Yards Passing – Times Thrown – Yds Lost – Gross Pass.
Passes Attempted – Completed – Intercepted
Punts / Number – Average
Penalties / Number – Yards
Fumbles / Number – Lost

RAVENS

14-6-7-1
259-63-4.1
109-23-4.7
150-1-4-154
39-17-4
7-36.7
5-45
1-0

BENGALS

14-4-8-2
253-67-3.8
94-31-3.0
159-1-8-167
35-16-0
8-44.1
9-56
1-0

INDIVIDUAL STATISTICS

Rushing Baltimore: R. Rice 16-87-0-30LG; W. McGahee 3-10-0-6LG; J. Flacco 3-9-0-8LG; L. McClain 1-3-0-3LG
Cincinnati: C. Benson 23-78-0-13LG; B. Scott 5-17-0-5LG; C. Palmer 3-(-1)-0-1LG

Receiving Baltimore: A. Boldin 5-35-0-13LG; T. Heap 4-35-0-19LG; R. Rice 4-30-0-19LG; D. Mason 1-31-1-31LG
Cincinnati: E. Dickson 1-17-0-17LG; L. McClain 1-5-0-5LG; D. Pitta 1-1-0-1LG
J. Shipley 5-42-0-11LG; C. Ochocinco 4-44-0-14LG; T. Owens 3-57-0-29LG
J. Gresham 3-15-0-7LG; R. Kelly 1-9-0-9LG

Passing Baltimore: J. Flacco 39-17-154-4-1-31LG
Cincinnati: C. Palmer 35-16-167-0-0-29LG

Interceptions Baltimore: None
Cincinnati: L. Hall 1-22; B. Johnson 1-12; A. Jones 1-10; C. Ndukwe 1-0

Sacks Baltimore: R. Lewis 1-8
Cincinnati: G. Atkins .5-2; M. Johnson .5-2



2010 GAME SUMMARIES



GAME 3 • RAVENS 24, BROWNS 17

Baltimore (2-1) Cleveland (0-3)

Sunday, September 26, 2010 • 1:02 PM ET • M&T Bank Stadium • Baltimore

Weather: 64°, Cloudy, Wind N 6 mph • Attendance 71,119 • Time 2:53



Behind 3 QB Joe Flacco-to-WR Anquan Boldin touchdown passes, the Ravens stopped the Browns, 24-17, at M&T Bank Stadium. Flacco, who completed 22 of 31 passes for 262 yards, threw a pair of TD tosses to Boldin in the first half when Baltimore took a 14-10 lead. The final Flacco/Boldin score put the Ravens ahead (21-17) in the fourth quarter. Boldin, who, on his second catch, became the fastest player to reach 600 career receptions (98 games) in NFL history, finished the game with 8 catches for 142 yards. TE Todd Heap (46 yards), WR Derrick Mason (30) and RB Ray Rice (16) each caught 4 passes. Rice also added 80 yards on 15 carries. The Browns, behind the bruising running of RB Peyton Hillis, hung with the Ravens all game. Hillis rushed 22 times for 144 yards and scored the first touchdown of the season against the Ravens' defense with a 1-yard blast at the end of the first half. For Cleveland, QB Seneca Wallace completed 18 of 24 passes for 141 yards, including a 1-yard TD to TE Benjamin Watson. Cleveland's touchdown with 13 seconds remaining in the first half ended the Ravens' consecutive quarter streak of not allowing a TD at 11 quarters, which tied a team record from the 2000 campaign.

CLEVELAND BROWNS

OFFENSE	
WR 11	M. Massaquoi
LT 73	J. Thomas
LG 65	E. Steinbach
C 55	A. Mack
RG 77	F. Womack
RT 78	J. St. Clair
TE 82	B. Watson
WR 16	J. Cribbs
WR 83	C. Stuckey
QB 6	S. Wallace
RB 40	P. Hillis

DEFENSE	
RE 90	K. Coleman
NT 71	A. Rubin
LE 98	R. Smith
OLB 53	M. Roth
ILB 51	C. Gocong
ILB 50	E. Barton
OLB 99	S. Fujita
ILB 50	E. Wright
RCB 24	S. Brown
S 26	A. Elam
S 43	T. Ward

BALTIMORE RAVENS

OFFENSE	
WR 85	D. Mason
WR 81	A. Boldin
LT 74	M. Oher
LG 66	B. Grubbs
C 77	M. Birk
RG 65	C. Chester
RT 73	M. Yanda
TE 86	T. Heap
QB 5	J. Flacco
QB 33	L. McClain
RB 27	R. Rice

DEFENSE	
DT 92	H. Ngata
NT 97	K. Gregg
RUSH 55	T. Suggs
WILL 59	D. Ellerbe
MIKE 52	R. Lewis
SAM 95	J. Johnson
LCB 37	J. Wilson
CB 25	C. Carr
SS 26	D. Landry
SS 28	T. Zbikowski
RCB 31	F. Washington

OFFICIALS – Referee: Scott Green (19), Umpire: Bruce Stritesky (102), Head Linesman: Tom Stabile (24), Line Judge: Tom Barnes (55), Side Judge: Larry Rose (128), Field Judge: Dyrrol Prieoleau (109), Back Judge: Scott Helverson (93)

	1	2	3	4	OT	TOTAL	FIELD GOALS - made () & missed
CLEVELAND	3	7	0	7	-	17	P. Dawson (38)
BALTIMORE	7	7	0	10	-	24	B. Cundiff 51WL (49)

TEAM	QTR	TIME	PLAY DESCRIPTION (extra point)	DRIVE	SCORE
Browns	1	6:14	P. Dawson 38 yd. Field Goal	12-57, 6:36	3-0
Ravens	1	1:29	A. Boldin 8 yd. pass from J. Flacco (B.Cundiff kick)	10-85, 4:45	3-7
Ravens	2	5:59	A. Boldin 12 yd. pass from J. Flacco (B.Cundiff kick)	10-93, 5:53	3-14
Browns	2	0:13	P. Hillis 1 yd. run (P. Dawson kick)	11-83, 5:46	10-14
Browns	4	14:54	B. Watson 1 yd. pass from S. Wallace (P.Dawson kick)	6-86, 1:51	17-14
Ravens	4	9:13	A. Boldin 27 yd. pass from J. Flacco (B.Cundiff kick)	10-69, 5:41	17-21
Ravens	4	5:29	B. Cundiff 49 yd. Field Goal	6-11, 2:10	17-24

TEAM STATISTICS

First Downs (total-rush-pass-penalty)	18-7-9-2
Total Yards – Plays – Average	304-55-5.5
Net Yards Rushing – Rushes – Average	173-29-6.0
Net Yards Passing – Times Thrown – Yds Lost – Gross Pass.	131-2-10-141
Passes Attempted – Completed – Intercepted	24-18-0
Punts / Number – Average	6-49.0
Penalties / Number – Yards	8-60
Fumbles / Number – Lost	1-0

BROWNS

First Downs (total-rush-pass-penalty)	19-2-16-1
Total Yards – Plays – Average	365-59-6.2
Net Yards Rushing – Rushes – Average	109-27-4.0
Net Yards Passing – Times Thrown – Yds Lost – Gross Pass.	256-0-0-256
Passes Attempted – Completed – Intercepted	32-23-0
Punts / Number – Average	3-48.7
Penalties / Number – Yards	8-60
Fumbles / Number – Lost	0-0

RAVENS

First Downs (total-rush-pass-penalty)	22-4-14-4
Total Yards – Plays – Average	320-65-4.9
Net Yards Rushing – Rushes – Average	70-27-2.6
Net Yards Passing – Times Thrown – Yds Lost – Gross Pass.	250-1-6-256
Passes Attempted – Completed – Intercepted	37-24-1
Punts / Number – Average	3-42.0
Penalties / Number – Yards	7-52
Fumbles / Number – Lost	2-1

INDIVIDUAL STATISTICS

Rushing	Cleveland: P. Hillis 22-144-1-48LG; J. Cribbs 2-20-0-19LG; J. Davis 4-9-0-4LG; S. Wallace 1-0-0-0LG Baltimore: R. Rice 15-80-0-25LG; W. McGahee 7-29-0-9LG; L. McClain 1-4-0-4LG; J. Flacco 4-(-4)-0-(-1)LG
Receiving	Cleveland: P. Hillis 7-36-0-11LG; J. Cribbs 5-58-0-20LG; B. Watson 5-47-1-20LG; L. Vickers 1-0-0-0LG Baltimore: A. Boldin 8-142-3-34LG; T. Heap 4-46-0-16LG; D. Mason 4-30-0-15LG; R. Rice 4-16-0-12LG L. McClain 2-18-0-11LG; T. Houshmandzadeh 1-4-0-4LG
Passing	Cleveland: S. Wallace 24-18-141-0-1-20LG Baltimore: J. Flacco 31-22-262-0-3-34LG
Interceptions	Cleveland: None Baltimore: None
Sacks	Cleveland: None Baltimore: D. Landry 1-10; T. Suggs 1-0



GAME 4 • RAVENS 17, STEELERS 14

Baltimore (3-1) Pittsburgh (3-1)

Sunday, October 3, 2010 • 1:02 PM ET • Heinz Field • Pittsburgh

Weather: 52°, Cloudy, Wind NE 5 mph • Attendance 64,729 • Time 2:55



QB Joe Flacco's 18-yard TD pass to WR T.J. Houshmandzadeh with 32 seconds left in the game sealed a come-from-behind 17-14 victory over the Steelers at Heinz Field. Pittsburgh had taken a 14-10 lead on RB Rashard Mendenhall's 7-yard TD sprint with 6:52 left in the contest. Baltimore then drove to the Steelers' 2-yard line and failed on a fourth-down Flacco-to-WR Anquan Boldin end zone attempt. The Ravens forced a three-and-out, getting the ball back for their decisive drive with 1:08 left in the game. The Steelers' effort at a game-winning or tying charge was stopped when LB Ray Lewis, who led the team with 13 tackles, intercepted QB Charlie Batch with 18 seconds left in the fourth quarter. The Ravens took a 10-7 halftime lead on a 9-yard RB Willis McGahee TD run and a 33-yard K Billy Cundiff FG. Mendenhall's 1-yard TD in the first quarter gave Pittsburgh a 7-0 early lead. Flacco completed 24 of 37 for 256 yards, including 7 passes to Boldin and 6 to WR Derrick Mason, who led the team with 80 receiving yards. Baltimore's "D" limited the Steelers to 210 yards. DT Haloti Ngata added a career-high 11 tackles and a sack in the victory, which was the first for the Ravens in Pittsburgh since 2006.

BALTIMORE RAVENS

OFFENSE	
WR 85	D. Mason
LT 74	M. Oher
LG 66	B. Grubbs
C 77	M. Birk
RG 65	C. Chester
RT 73	M. Yanda
TE 86	T. Heap
WR 81	A. Boldin
QB 5	J. Flacco
QB 33	L. McClain
RB 23	W. McGahee

DEFENSE	
DT 92	H. Ngata
NT 97	K. Gregg
DE 91	B. McKinney
RUSH 55	T. Suggs
WILL 53	J. McClain
R. Lewis	R. Lewis
SAM 95	J. Johnson
LCB 25	C. Carr
SS 26	D. Landry
SS 28	T. Zbikowski
RCB 31	F. Washington

PITTSBURGH STEELERS

OFFENSE	
WR 86	H. Ward
LT 78	M. Starks
LG 68	C. Kemoatu
C 53	M. Pouncey
RG 64	D. Legursky
RT 71	F. Adams
TE 83	H. Miller
WR 17	M. Wallace
QB 16	C. Batch
TE 89	M. Spaeth
RB 34	R. Mendenhall

DEFENSE	
DE 91	A. Smith
NT 98	C. Hampton
DE 99	B. Keisel
LCB 56	L. Woodley
ILB 51	J. Farris
RILB 94	L. Timmons
ROLB 92	J. Harrison
LCB 24	I. Taylor
SS 25	R. Clark
SS 43	T. Polamalu
RCB 20	B. McFadden

OFFICIALS – Referee: Ed Hochuli (85), Umpire: Chad Brown (31), Head Linesman: Mark Hittner (28), Line Judge: Thomas Symonette (100), Side Judge: Ronald Torbert (62), Field Judge: Craig Wrolstad (4), Back Judge: Don Carey (126)

	1	2	3	4	OT	TOTAL	FIELD GOALS - made () & missed
BALTIMORE	0	10	0	7	-	17	B. Cundiff 46WR (33)
PITTSBURGH	7	0	0	7	-	14	J. Reed 49RU, 45WL

TEAM	QTR	TIME	PLAY DESCRIPTION (extra point)	DRIVE	SCORE
Steelers	1	2:08	R. Mendenhall 1 yd. run (J. Reed kick)	7-64, 4:08	0-7
Ravens	2	13:33	W. McGahee 9 yd. run (B. Cundiff kick)	8-83, 3:35	7-7
Ravens	2	0:00	B. Cundiff 33 yd. Field Goal	14-48, 5:20	10-7
Steelers	4	7:14	R. Mendenhall 7 yd. run (J. Reed kick)	13-93, 6:52	10-14
Ravens	4	0:32	T. Houshmandzadeh 18 yd. pass from J. Flacco (B. Cundiff kick)	4-40, 0:36	17-14

TEAM STATISTICS

First Downs (total-rush-pass-penalty)	22-4-14-4
Total Yards – Plays – Average	320-65-4.9
Net Yards Rushing – Rushes – Average	70-27-2.6
Net Yards Passing – Times Thrown – Yds Lost – Gross Pass.	250-1-6-256
Passes Attempted – Completed – Intercepted	37-24-1
Punts / Number – Average	3-42.0
Penalties / Number – Yards	7-52
Fumbles / Number – Lost	2-1

RAVENS

First Downs (total-rush-pass-penalty)	14-7-6-1
Total Yards – Plays – Average	210-50-4.2
Net Yards Rushing – Rushes – Average	84-27-3.1
Net Yards Passing – Times Thrown – Yds Lost – Gross Pass.	126-2-15-141
Passes Attempted – Completed – Intercepted	21-12-1
Punts / Number – Average	5-49.4
Penalties / Number – Yards	11-88
Fumbles / Number – Lost	1-0

STEELERS

First Downs (total-rush-pass-penalty)	22-4-14-4
Total Yards – Plays – Average	320-65-4.9
Net Yards Rushing – Rushes – Average	70-27-2.6
Net Yards Passing – Times Thrown – Yds Lost – Gross Pass.	250-1-6-256
Passes Attempted – Completed – Intercepted	37-24-1
Punts / Number – Average	3-42.0
Penalties / Number – Yards	7-52
Fumbles / Number – Lost	2-1

INDIVIDUAL STATISTICS

Rushing	Baltimore: W. McGahee 14-39-1-10LG; R. Rice 8-20-0-6LG; L. McClain 2-7-0-5LG A. Boldin 1-3-0-3LG; J. Flacco 2-1-0-2LG Pittsburgh: R. Mendenhall 25-79-2-11LG; C. Batch 1-4-0-4LG; M. Wallace 1-1-0-1LG
Receiving	Baltimore: A. Boldin 7-68-0-18LG; D. Mason 6-80-0-40LG; T. Houshmandzadeh 3-49-1-21LG Pittsburgh: T. Heap 3-35-0-16LG; L. McClain 2-13-0-10LG; W. McGahee 2-2-0-11LG; R. Rice 1-9-0-9LG A. Randle El 2-50-0-34LG; H. Miller 2-32-0-19LG; M. Wallace 2-24-0-20LG; H. Ward 2-14-0-9LG R. Mendenhall 2-9-0-5LG; A. Brown 1-6-0-6LG; I. Redman 1-6-0-6LG
Passing	Baltimore: J. Flacco 37-24-256-1-1-40LG Pittsburgh: C. Batch 21-12-141-1-0-34LG
Interceptions	Baltimore: R. Lewis 1-2 Pittsburgh: I. Taylor 1-0
Sacks	Baltimore: H. Ngata 1-8; T. Suggs 1-7 Pittsburgh: C. Hampton 1-6



2010 GAME SUMMARIES



GAME 5 • RAVENS 31, BRONCOS 17

Baltimore (4-1) Denver (2-3)

Sunday, October 10, 2010 • 1:02 PM ET • M&T Bank Stadium • Baltimore

Weather: 67°, Sunny, Wind SSW 6 mph • Attendance 71,246 • Time 3:04



RB Ray Rice ran for 2 TDs and 133 yards in the Ravens' convincing 31-17 victory over the Broncos at M&T Bank Stadium. Despite being stopped on fourth-and-goal from the Denver 1 on the opening drive of the game, the Ravens jumped to a 17-0 second-quarter lead on a 1-yard QB Joe Flacco dive, a 1-yard Rice TD and a 37-yard Billy Cundiff field goal. QB Kyle Orton's 42-yard bomb to WR Brandon Lloyd with 48 seconds left in the second quarter made the score 17-7 at the half. Two six-minute-plus drives leading to another Rice 1-yard TD and a 30-yard RB Willis McGahee TD sprint gave Baltimore a 31-10 fourth-quarter advantage. The Ravens rushed for 233 yards, compared to Denver's 39, while Baltimore's offense kept the ball 36:17 to the Broncos' 23:43. McGahee added 67 rush yards, and Flacco completed 14 of 25 passes for 196 yards. Orton was 23-of-38 for 314 with 2 TD throws to Lloyd – the second for 44 yards with 35 seconds left in the game. With the 4 rushing TDs, Baltimore improved to 10-0 when rushing for at least 3 TDs in team history, and the 233 rushing yards ranked 10th most in franchise history. The Ravens also had a franchise-record 17 rushing first downs and improved to 5-0 all time against Denver in Baltimore.

DENVER BRONCOS

OFFENSE

WR 88 D. Thomas
 LT 78 R. Clady
 LG 71 R. Hochstein
 C 50 J. Walton
 RG 73 C. Kuper
 RT 74 R. Harris
 TE 89 D. Graham
 WR 19 E. Royal
 QB 8 K. Orton
 RB 26 L. Maroney
 FB 82 D. Gronkowski

DEFENSE

DE 99 K. Vickerson
 NT 76 Ja. Williams
 DE 97 J. Bannan
 OLB 52 J. Hunter
 ILB 55 D. Williams
 ILB 57 M. Haggan
 OLB 56 R. Ayers
 LB 24 C. Bailey
 RCB 21 A. Goodman
 S 23 R. Hill
 S 20 B. Dawkins

BALTIMORE RAVENS

OFFENSE

WR 85 D. Mason
 LT 74 M. Oher
 LG 66 B. Grubbs
 C 77 M. Birk
 RG 65 C. Chester
 RT 73 M. Yanda
 TE 86 T. Heap
 WR 81 A. Boldin
 QB 5 J. Flacco
 FB 33 L. McClain
 RB 27 R. Rice

DEFENSE

DT 91 B. McKinney
 NT 97 K. Gregg
 DE 93 C. Redding
 RUSH 55 T. Suggs
 WILL 53 J. McClain
 MIKE 52 R. Lewis
 SAM 95 J. Johnson
 LCB 25 C. Carr
 SS 26 D. Landry
 FS 28 T. Zbikowski
 RCB 31 F. Washington

OFFICIALS – Referee: Jerome Boger (23), Umpire: Carl Paganelli (124), Head Linesman: Steve Stelljes (22), Line Judge: Gary Arthur (108), Side Judge: Joe Larrew (73), Field Judge: Doug Rosenbaum (67), Back Judge: Tony Steratore (112)

	1	2	3	4	OT	TOTAL	FIELD GOALS - made () & missed
DENVER	0	7	0	10	-	17	M. Prater (38)
BALTIMORE	7	10	0	14	-	31	B. Cundiff (37)

TEAM	QTR	TIME	PLAY DESCRIPTION (extra point)	DRIVE	SCORE
Ravens	1	0:45	J. Flacco 1 yd. run (B. Cundiff kick)	9-73, 4:36	0-7
Ravens	2	10:16	R. Rice 1 yd. run (B. Cundiff kick)	5-72, 2:30	0-14
Ravens	2	9:21	B. Cundiff 37 yd. Field Goal	4-2, :48	0-17
Broncos	2	0:48	B. Lloyd 42 yd. pass from K. Orton (M. Prater kick)	5-59, 1:09	7-17
Ravens	4	14:21	R. Rice 1 yd. run (B. Cundiff kick)	14-72, 7:25	7-24
Broncos	4	11:50	M. Prater 38 yd. Field Goal	8-61, 2:31	10-24
Ravens	4	5:06	W. McGahee 30 yd. run (B. Cundiff kick)	11-90, 6:44	10-31
Broncos	4	0:35	B. Lloyd 44 yd. pass from K. Orton (M. Prater kick)	5-90, 1:16	17-31

TEAM STATISTICS

First Downs (total-rush-pass-penalty)
 Total Yards – Plays – Average
 Net Yards Rushing – Rushes – Average
 Net Yards Passing – Times Thrown – Yds Lost – Gross Pass.
 Passes Attempted – Completed – Intercepted
 Punts / Number – Average
 Penalties / Number – Yards
 Fumbles / Number – Lost

BRONCOS

16-1-14-1
 346-52-6.7
 39-13-3.0
 307-17-314
 38-23-0
 7-40.1
 10-90
 1-1

RAVENS

28-17-10-1
 415-73-5.7
 233-47-5.0
 182-114-196
 25-14-0
 4-43.5
 5-66
 0-0

INDIVIDUAL STATISTICS

Rushing Denver: L. Maroney 6-27-0-13LG; C. Buckhalter 5-13-0-8LG; A. Brown 2-(-1)-0-0LG
 Baltimore: R. Rice 27-133-2-18LG; W. McGahee 10-67-1-30LG; J. Flacco 5-20-1-9LG; L. McClain 5-13-0-6LG

Receiving Denver: J. Gaffney 9-87-0-23LG; B. Lloyd 5-135-2-44LG; E. Royal 4-31-0-13LG; D. Thomas 2-12-0-10LG
 Baltimore: D. Graham 1-28-0-28LG; C. Buckhalter 1-12-0-12LG; D. Gronkowski 1-9-0-9LG
 R. Rice 4-26-0-12LG; D. Mason 3-47-0-19LG; T. Houshmandzadeh 2-24-0-17LG
 L. McClain 2-11-0-12LG; E. Dickson 1-58-0-58LG; T. Heap 1-22-0-22LG; A. Boldin 1-8-0-8LG

Passing Denver: K. Orton 38-23-314-0-2-44LG
 Baltimore: J. Flacco 25-14-196-0-0-58LG

Interceptions Denver: None
 Baltimore: None

Sacks Denver: J. Hunter 1-14
 Baltimore: C. Redding 1-7



GAME 6 • PATRIOTS 23, RAVENS 20 (OT)

Baltimore (4-2) New England (4-1)

Sunday, October 17, 2010 • 1:02 PM ET • Gillette Stadium • Foxborough

Weather: 57°, Sunny, Wind WNW 14 mph • Attendance 68,756 • Time 3:41



A fourth-quarter 20-10 lead was not enough for the Ravens when they dropped a 23-20 overtime decision at New England. K. Stephen Gostkowski's 35-yard FG with 1:56 left in OT gave the Ravens the loss. Gostkowski's 24-yarder with 1:51 left in regulation had tied the game at 20. Baltimore led 10-7 at the half after a 26-yard K. Billy Cundiff FG and a QB Joe Flacco-to-TE Todd Heap 16-yard TD pass. RB BenJarvus Green-Ellis' 2-yard run produced NE's first-half TD. A 25-yard Flacco TD toss to WR Anquan Boldin gave the Ravens a 17-7 third-quarter lead. After exchanging FGs, Baltimore owned the 20-10 fourth-quarter advantage. A 5-yard QB Tom Brady throw to WR Deion Branch brought the Pats within 3 points with 11:02 left in regulation. Flacco completed 27 of 35 passes for 285 yards (119.3 rating), while Brady, who was intercepted twice, was 27-of-44 for 292. WR Derrick Mason caught 8 passes for 100 yards, and RB Ray Rice rushed 28 times for 88 more. Rice tallied his 17th-career 100-yard scrimmage day, his third in 2010, while Mason's output was the 20th 100-yard day of his career and seventh as a Raven. S. Dawan Landry led the team with a career-high 12 tackles.

BALTIMORE RAVENS

OFFENSE

WR 85 D. Mason
 LT 74 M. Oher
 LG 66 B. Grubbs
 C 77 M. Birk
 RG 65 C. Chester
 RT 73 M. Yanda
 TE 86 T. Heap
 WR 81 A. Boldin
 QB 5 J. Flacco
 FB 33 L. McClain
 RB 27 R. Rice

DEFENSE

DT 92 H. Ngata
 NT 97 K. Gregg
 DE 91 B. McKinney
 RUSH 55 T. Suggs
 WILL 53 J. McClain
 MIKE 52 R. Lewis
 SAM 95 J. Johnson
 LCB 25 C. Carr
 SS 26 D. Landry
 FS 28 T. Zbikowski
 RCB 31 F. Washington

NEW ENGLAND PATRIOTS

OFFENSE

WR 83 W. Welker
 LT 72 M. Light
 LG 63 D. Connolly
 C 67 D. Koppen
 RG 61 S. Neal
 RT 76 S. Vollmer
 TE 87 R. Gronkowski
 WR 84 D. Branch
 QB 12 T. Brady
 RB 42 B. Green-Ellis
 TE 85 A. Hernandez

DEFENSE

LE 71 B. Deaderick
 NT 92 G. Warren
 RE 75 V. Wilfork
 OLB 96 J. Cunningham
 ILB 51 J. Mayo
 ILB 55 B. Spikes
 OLB 50 R. Ninkovich
 LCB 27 K. Arrington
 RCB 32 D. McCourty
 S 31 B. Meriweather
 S 25 P. Chung

OFFICIALS – Referee: Bill Leavy (127), Umpire: Darrell Jenkins (76), Head Linesman: Mark Baltz (26), Line Judge: Mark Perlman (9), Side Judge: Barry Anderson (20), Field Judge: Jim Quirk (63), Back Judge: Keith Ferguson (61)

	1	2	3	4	OT	TOTAL	FIELD GOALS - made () & missed
BALTIMORE	3	7	7	3	0	20	B. Cundiff (26, 25)
NEW ENGLAND	7	0	3	10	3	23	S. Gostkowski (38, 24, 35)

TEAM	QTR	TIME	PLAY DESCRIPTION (extra point)	DRIVE	SCORE
Ravens	1	6:28	B. Cundiff 26 yd. Field Goal	15-81, 8:32	3-0
Patriots	1	0:25	B. Green-Ellis 2 yd. run (S. Gostkowski kick)	6-66, 3:08	3-7
Ravens	2	11:47	T. Heap 16 yd. pass from J. Flacco (B. Cundiff kick)	9-73, 3:38	10-7
Ravens	3	10:23	A. Boldin 25 yd. pass from J. Flacco (B. Cundiff kick)	3-36, 1:19	17-7
Patriots	3	6:40	S. Gostkowski 38 yd. Field Goal	9-60, 3:43	17-10
Ravens	4	14:53	B. Cundiff 25 yd. Field Goal	13-84, 6:47	20-10
Patriots	4	11:02	D. Branch 5 yd. pass from T. Brady (S. Gostkowski kick)	8-60, 3:51	20-17
Patriots	4	1:51	S. Gostkowski 24 yd. Field Goal	13-80, 6:50	20-20
Patriots	5	1:56	S. Gostkowski 35 yd. Field Goal	7-45, 3:23	20-23

TEAM STATISTICS

First Downs (total-rush-pass-penalty)
 Total Yards – Plays – Average
 Net Yards Rushing – Rushes – Average
 Net Yards Passing – Times Thrown – Yds Lost – Gross Pass.
 Passes Attempted – Completed – Intercepted
 Punts / Number – Average
 Penalties / Number – Yards
 Fumbles / Number – Lost

RAVENS

21-4-13-4
 377-72-5.2
 99-34-2.9
 278-3-7-285
 35-27-0
 9-44.9
 8-67
 1-0

PATRIOTS

23-9-13-1
 394-73-5.4
 127-26-4.9
 267-3-25-292
 44-27-2
 6-47.0
 9-78
 0-0

INDIVIDUAL STATISTICS

Rushing Baltimore: R. Rice 28-88-0-8LG; L. McClain 3-7-0-3LG; A. Boldin 1-(-1)-0-(-1)LG
 New England: D. Woodhead 11-63-0-14LG; B. Tate 1-22-0-22LG; B. Green-Ellis 10-20-1-4LG
 A. Hernandez 1-18-0-18LG; S. Morris 1-3-0-3LG; T. Brady 2-1-0-2LG

Receiving Baltimore: D. Mason 8-100-0-20LG; R. Rice 8-38-0-11LG; A. Boldin 4-63-1-25LG; T. Heap 3-49-1-17LG
 T. Houshmandzadeh 2-24-0-15LG; E. Dickson 1-7-0-7LG; L. McClain 1-4-0-4LG
 D. Branch 9-98-1-23LG; W. Welker 7-53-0-21LG; D. Woodhead 5-52-0-19LG
 A. Hernandez 4-61-0-30LG; R. Gronkowski 1-24-0-24; A. Crumpler 1-4-0-4LG

Passing Baltimore: J. Flacco 35-27-285-0-2-25LG
 New England: T. Brady 44-27-292-2-1-30LG

Interceptions Baltimore: C. Carr 1-12; K. Hamlin 1-0
 New England: None

Sacks Baltimore: H. Ngata 2-17; T. Suggs 1-8
 New England: J. Cunningham 1-4; M. Wright 1-3; B. Deaderick 1-0

2010 GAME SUMMARIES



GAME 7 • RAVENS 37, BILLS 34 (OT)

Baltimore (5-2) Buffalo (0-6)

Sunday, October 24, 2010 • 1:02 PM ET • M&T Bank Stadium • Baltimore
Weather: 70°, Partly Cloudy, Wind SW 5 mph • Attendance 71,220 • Time 3:35



S Ed Reed played his first game of the season, intercepting 2 passes, helping the Ravens to a come-from-behind 37-34 overtime victory over the Bills at M&T Bank Stadium. K Billy Cundiff's 38-yard field goal, which was set up by a LB Ray Lewis forced fumble and recovery at the Bills' 45-yard line, gave Baltimore the hard-fought win. The Ravens trailed 17-3 and 24-10 in the first half before exploding for 17 points in 64 seconds to take a 27-24 early-third-quarter lead. TE Todd Heap caught 2 first-half touchdowns from QB Joe Flacco, who completed 16 of 31 for 250 yards. Flacco also threw a 34-yard TD to WR Anquan Boldin after handing the ball to RB Willis McGahee, who flipped it back to the quarterback. The Ravens' defense, which entered the game third in the NFL, allowed 514 yards, the most by an opponent since 2000. QB Ryan Fitzpatrick completed 29 of 43 for 382 yards, including 3 TD passes to WR Lee Evans. WR Steve Johnson, who also caught a TD toss from Fitzpatrick, had 8 receptions for 158 yards. RB Ray Rice (72) and McGahee (64) combined for 136 rushing yards for the Ravens. In the victory, two Ravens eclipsed the 8,000-yard mark: Flacco for passing yards and Boldin for receiving yards. The Ravens improved to 9-0 whenever Reed snags 2 INTs in a game.

BUFFALO BILLS

OFFENSE

WR 83 L.Evans
LT 77 D.Bell
LG 67 A.Levitre
C 63 G.Hangartner
RG 70 E.Wood
RT 68 C.Howard
WR 13 St. Johnson
TE 80 D.Martin
FB 38 C.McIntyre
RB 22 F.Jackson
QB 14 R.Fitzpatrick

DEFENSE

LDE 99 M.Stroud
DT 96 T.Troup
NT 95 K.Williams
RDE 98 D.Edwards
SLB 90 C.Kelsay
MLB 54 A.Davis
WLB 51 P.Posluszny
LCB 28 L.McKelvin
SS 20 D.Whitner
FS 31 J.Byrd
RCB 29 D.Florence

BALTIMORE RAVENS

OFFENSE

WR 85 D. Mason
LT 74 M. Oher
LG 66 B. Grubbs
C 77 M. Birk
RG 65 C. Chester
RT 73 M. Yanda
TE 86 T. Heap
TE 83 E. Dickson
WR 81 A. Boldin
QB 5 J. Flacco
RB 23 W. McGahee

DEFENSE

DT 92 H. Ngata
NT 97 K. Gregg
DE 91 B. McKinney
RUSH 55 T. Suggs
WILL 53 J. McClain
MIKE 52 R. Lewis
SAM 95 J. Johnson
LCB 25 C. Carr
SS 26 D. Landry
FS 20 E. Reed
RCB 31 F. Washington

OFFICIALS – Referee: Peter Morelli (135), Umpire: Ruben Fowler (71), Head Linesman: George Hayward (54), Line Judge: John Hussey (35), Side Judge: Don Carlsen (39), Field Judge: Jon Lucivansky (89), Back Judge: Rob Vernatchi (75)

	1	2	3	4	OT	TOTAL	FIELD GOALS - made () & missed
BUFFALO	10	14	0	10	0	34	R. Lindell (21, 50)
BALTIMORE	3	17	14	0	3	37	B. Cundiff (41, 48, 38)

TEAM	QTR	TIME	PLAY DESCRIPTION (extra point)	DRIVE	SCORE
Ravens	1	8:21	B. Cundiff 41 yd. Field Goal	7-45, 2:27	0-3
Bills	1	5:06	L. Evans 33 yd. pass from R. Fitzpatrick (R. Lindell kick)	6-72 3:15	7-3
Bills	1	2:01	R. Lindell 21 yd. Field Goal	7-12, 2:59	10-3
Bills	2	9:46	S. Johnson 33 yd. pass from R. Fitzpatrick (R. Lindell kick)	11-91, 4:55	17-3
Ravens	2	8:15	T. Heap 26 yd. pass from J. Flacco (B. Cundiff kick)	4-80, 1:31	17-10
Bills	2	4:56	L. Evans 20 yd. pass from R. Fitzpatrick (R. Lindell kick)	6-82, 3:19	24-10
Ravens	2	0:48	B. Cundiff 48 yd. Field Goal	11-50, 4:08	24-13
Ravens	2	0:23	T. Heap 14 yd. pass from J. Flacco (B. Cundiff kick)	4-27, 0:25	24-20
Ravens	3	14:44	A. Boldin 34 yd. pass from J. Flacco (B. Cundiff kick)	1-34, 0:07	24-27
Ravens	3	0:59	W. McGahee 2 yd. run (B. Cundiff kick)	12-65, 6:25	24-34
Bills	4	5:46	L. Evans 17 yd. pass from R. Fitzpatrick (R. Lindell kick)	5-63, 2:42	31-34
Bills	4	0:04	R. Lindell 50 yd. Field Goal	12-59, 3:22	34-34
Ravens	5	10:54	B. Cundiff 38 yd. Field Goal	4-9, 1:58	34-37

TEAM STATISTICS

First Downs (total-rush-pass-penalty)
Total Yards – Plays – Average
Net Yards Rushing – Rushes – Average
Net Yards Passing – Times Thrown – Yds Lost – Gross Pass.
Passes Attempted – Completed – Intercepted
Punts / Number – Average
Penalties / Number – Yards
Fumbles / Number – Lost

BILLS

27-6-21-0
514-79-6.5
132-35-3.8
382-1-0-382
43-29-2
2-45, 0
6-78
3-2

RAVENS

21-8-12-1
364-62-5.9
135-29-4.7
229-2-21-250
31-16-0
5-44, 2
4-18
2-2

INDIVIDUAL STATISTICS

Category	Buffalo:	Baltimore:
Rushing	Buffalo: F. Jackson 23-73-0-18LG; C. Spiller 7-33-0-13LG; R. Fitzpatrick 4-20-0-11LG; R. Parrish 1-6-0-6LG Baltimore: R. Rice 16-72-0-14LG; W. McGahee 11-64-1-25LG; J. Flacco 2-(-1)-0-0LG	
Receiving	Buffalo: St. Johnson 8-158-1-43LG; R. Parrish 8-57-0-22LG; L. Evans 6-105-3-33LG; D. Nelson 2-25-0-16LG Baltimore: S. Nelson 2-16-0-12LG; C. McIntyre 1-9-0-9LG; J. Stupar 1-8-0-8LG; F. Jackson 1-4-0-4LG A. Boldin 6-92-1-34LG; T. Heap 3-59-2-26LG; D. Mason 2-48-0-36LG; L. McClain 2-35-0-19LG W. McGahee 1-10-0-10LG; E. Dickson 1-5-0-5LG; R. Rice 1-1-0-1LG	
Passing	Buffalo: R. Fitzpatrick 43-29-382-2-4-43LG Baltimore: J. Flacco 31-16-250-0-3-36LG	
Interceptions	Buffalo: None Baltimore: E. Reed 2-46	
Sacks	Buffalo: D. Edwards 1-18, C. Kelsay .5-1.5, A. Moats .5-1.5 Baltimore: R. Lewis 1-0	



GAME 8 • RAVENS 26, DOLPHINS 10

Baltimore (6-2) Miami (4-4)

Sunday, November 7, 2010 • 1:02 PM ET • M&T Bank Stadium • Baltimore
Weather: 50°, Partly Cloudy, Wind NW 11 mph • Attendance 71,305 • Time 2:49



Totaling 402 yards on offense while owning the ball 38:22 of the game, the Ravens gave the Dolphins their first road loss of the season, 26-10. Baltimore opened the game with a 7-play, 76-yard drive that ended with a QB Joe Flacco-to-RB Willis McGahee 32-yard touchdown pass. The Dolphins followed that with a RB Ronnie Brown 12-yard TD run. Two K Billy Cundiff field goals (26 and 39 yards) gave the Ravens a 13-10 halftime lead. The Ravens dominated the second half and cruised to the victory on a Flacco-to-WR-Derrick Mason 12-yard TD toss and 2 more Cundiff FGs (20 and 24 yards). Baltimore did not punt in the game, but P Sam Koch did complete a first-down pass to CB Cary Williams on fourth-and-10 in the third quarter. RB Ray Rice produced 180 yards (83 rushing and 97 receiving on 7 catches.) Flacco was nearly flawless, completing 20 of 27 for 266 yards with the 2 TD passes (129.6 QB rating). The Ravens' defense limited Miami to 289 yards, which included QB Chad Henne's 22 of 34 for 231 yards and 3-interception performance. S Ed Reed corralled his third INT in just his second game of the season, and McGahee passed the 1,000 receiving yards mark for his career. The Ravens won their seventh straight at home and improved to 3-0 under John Harbaugh coming off the bye (also winning their eighth of nine games after the bye).

MIAMI DOLPHINS

OFFENSE

WR 19 B. Marshall
LT 77 J. Long
LG 68 R. Incognito
C 67 J. Berger
RG 74 J. Jerry
RT 72 V. Carey
TE 80 A. Fasano
WR 82 B. Hartline
QB 7 C. Henne
FB 36 L. Polite
RB 23 R. Brown

DEFENSE

LE 70 K. Langford
NT 96 P. Soliai
RE 94 C. Starks
SLB 55 K. Misi
ILB 52 C. Crowder
ILB 58 K. Dansby
WLB 91 C. Wake
LCB 21 V. Davis
RCB 24 S. Smith
FS 30 C. Clemmons
SS 37 Y. Bell

BALTIMORE RAVENS

OFFENSE

WR 85 D. Mason
LT 74 M. Oher
LG 66 B. Grubbs
C 77 M. Birk
RG 65 C. Chester
RT 73 M. Yanda
TE 86 T. Heap
WR 81 A. Boldin
QB 5 J. Flacco
RB 27 R. Rice

DEFENSE

DT 92 H. Ngata
NT 97 K. Gregg
DE 93 C. Redding
RUSH 55 T. Suggs
WILL 53 J. McClain
MIKE 52 R. Lewis
SAM 95 J. Johnson
LCB 25 C. Carr
SS 26 D. Landry
FS 20 E. Reed
RCB 31 F. Washington

OFFICIALS – Referee: John Parry (132), Umpire: Dan Ferrell (64), Head Linesman: Derick Bowers (74), Line Judge: Rusty Baynes (59), Side Judge: Keith Washington (7), Field Judge: Scott Edwards (3), Back Judge: Perry Paganelli (46)

	1	2	3	4	OT	TOTAL	FIELD GOALS - made () & missed
MIAMI	7	3	0	0	0	10	D. Carpenter (19) 46 WL
BALTIMORE	7	6	7	6	0	26	B. Cundiff (26, 39) 37WL (20, 24)

TEAM	QTR	TIME	PLAY DESCRIPTION (extra point)	DRIVE	SCORE
Ravens	1	12:08	W. McGahee 32 yd. pass from J. Flacco (B. Cundiff kick)	7-76, 2:52	0-7
Dolphins	1	5:23	R. Brown 12 yd. run (D. Carpenter kick)	11-75, 6:45	7-7
Ravens	2	14:13	B. Cundiff 26 yd. Field Goal	12-56, 6:10	7-10
Ravens	2	2:55	B. Cundiff 39 yd. Field Goal	10-39, 6:13	7-13
Dolphins	2	0:15	D. Carpenter 19 yd. Field Goal	11-79, 2:40	10-13
Ravens	3	9:23	D. Mason 12 yd. pass from J. Flacco (B. Cundiff kick)	9-81, 4:09	10-20
Ravens	4	6:45	B. Cundiff 20 yd. Field Goal	13-61, 5:58	10-23
Ravens	4	2:07	B. Cundiff 24 yd. Field Goal	7-12, 4:16	10-26

TEAM STATISTICS

First Downs (total-rush-pass-penalty)
Total Yards – Plays – Average
Net Yards Rushing – Rushes – Average
Net Yards Passing – Times Thrown – Yds Lost – Gross Pass.
Passes Attempted – Completed – Intercepted
Punts / Number – Average
Penalties / Number – Yards
Fumbles / Number – Lost

DOLPHINS

17-4-12-1
289-53-5.5
73-17-4.3
216-2-15-231
34-22-3
3-48, 0
4-23
4-0

RAVENS

23-8-15-0
402-71-5.7
146-39-3.7
256-4-23-279
28-21-0
0-0, 0
5-40
1-0

INDIVIDUAL STATISTICS

Category	Buffalo:	Baltimore:
Rushing	Buffalo: R. Brown 9-59-1-14LG; C. Henne 6-13-0-7LG; R. Williams 2-1-0-1LG Baltimore: R. Rice 22-83-0-12LG; W. McGahee 6-24-0-14LG; L. McClain 5-17-0-11LG; D. Reed 1-15-0-15LG J. Flacco 4-7-0-7LG; S. Koch 1-0-0-0LG	
Receiving	Buffalo: D. Bess 5-50-0-22LG; R. Brown 5-40-0-14LG; B. Marshall 5-30-0-21LG; B. Hartline 4-85-0-34LG Baltimore: A. Fasano 3-26-0-11LG R. Rice 7-97-0-34LG; D. Mason 4-42-1-12LG; W. McGahee 3-42-1-32LG T. Houshmandzadeh 2-34-0-23LG; A. Boldin 2-28-0-20LG; T. Heap 2-23-0-12LG C. Williams 1-13-0-13LG	
Passing	Buffalo: C. Henne 34-22-231-3-0-34LG Baltimore: J. Flacco 27-20-266-0-2-34LG; S. Koch 1-1-13-0-0-13LG	
Interceptions	Buffalo: None Baltimore: L. Webb 1-32, E. Reed 1-18, J. Wilson 1-0	
Sacks	Buffalo: C. Wake 2-7, P. Soliai 1-10, T. Dobbins 1-6 Baltimore: T. Suggs 1-9, H. Ngata 1-6	



2010 GAME SUMMARIES



GAME 9 • FALCONS 26, RAVENS 21

Baltimore (6-3) Atlanta (7-2)

Thursday, November 11, 2010 • 8:31 PM ET • Georgia Dome • Atlanta

Weather: Indoors • Attendance 68,474 • Time 3:10



The Ravens overcame 13-0 and 20-7 deficits to take a 21-20 lead with 1:05 left in the game, but lost at Atlanta, 26-21 on the NFL Network's first game of the season. QB Joe Flacco threw 3 second-half touchdown passes to give the Ravens a chance to win the game. After trailing 13-0 early in the third quarter, Flacco hit WR Anquan Boldin with a 5-yard TD throw, the 50th of the wideout's career. The Falcons responded with a QB Matt Ryan, who also threw 3 TD passes, scoring pass to WR Roddy White (4 yards). Flacco's 6-yard TD toss to WR Derrick Mason brought the Ravens within 6 at 20-14. TE Todd Heap then gave Baltimore the lead with a 9-yard TD catch from Flacco with just over a minute left in the game. Ryan then directed a seven-play, 80-yard TD drive that ended with a 33-yard touchdown to White. Flacco finished the game with 22 completions on 34 attempts (1 INT), while Ryan threw 50 times, completing 32, including 12 to White for 138 yards. Boldin caught 5 passes for the Ravens, with Heap and Mason snaring 4 each. OLB Terrell Suggs produced 2 sacks, the 11th multi-sack game of his career.

BALTIMORE RAVENS

OFFENSE
WR 85 D. Mason
LT 74 M. Oher
LG 66 B. Grubbs
C 77 M. Birk
RG 65 C. Chester
RT 73 M. Yanda
TE 86 T. Heap
WR 81 A. Boldin
QB 5 J. Flacco
FB 33 L. McClain
RB 27 R. Rice

DEFENSE
DT 92 H. Ngata
NT 97 K. Gregg
DE 93 C. Redding
RUSH 55 T. Suggs
WILL 53 J. McClain
LB 52 R. Lewis
SAM 95 J. Johnson
LCB 25 C. Carr
SS 26 D. Landry
FS 20 E. Reed
RCB 37 J. Wilson

ATLANTA FALCONS

OFFENSE
WR 12 M. Jenkins
LT 72 S. Baker
LG 63 J. Blalock
C 62 T. McClure
RG 73 H. Dahl
RT 77 T. Clabo
TE 88 T. Gonzalez
WR 84 R. White
QB 2 M. Ryan
RB 33 M. Turner
WR 14 E. Weems

DEFENSE
RE 55 J. Abraham
DT 95 J. Babineaux
DT 91 C. Peters
LE 71 K. Biermann
OLB 54 S. Nicholas
MLB 50 C. Lofton
OLB 53 M. Peterson
RCB 23 D. Robinson
LCB 20 B. Grimes
S 25 W. Moore
S 28 T. DeCoud

OFFICIALS – Referee: Ron Winter (14), Umpire: Tony Michalek (115), Head Linesman: Julian Mapp (52), Line Judge: Tom Stephan (68), Side Judge: Tom Hill (97), Field Judge: Jim Howey (37), Back Judge: Richard Reels (83)

	1	2	3	4	OT	TOTAL	FIELD GOALS - made () & missed
BALTIMORE	0	0	7	14	0	21	B. Cundiff None
ATLANTA	0	10	3	13	0	26	M. Bryant (28, 51)

TEAM	QTR	TIME	PLAY DESCRIPTION (extra point)	DRIVE	SCORE
Falcons	2	11:24	J. Snelling 28 yd. pass from M. Ryan (M. Bryant kick)	14-91, 6:38	0-7
Falcons	2	0:17	M. Bryant 28 yd. Field Goal	12-33, 4:34	0-10
Falcons	3	12:51	M. Bryant 51 yd. Field Goal	4-6, 0:59	0-13
Ravens	3	6:50	A. Boldin 5 yd. pass from J. Flacco (B. Cundiff kick)	10-65, 6:01	7-13
Falcons	4	11:34	R. White 4 yd. pass from M. Ryan (M. Bryant kick)	11-75, 5:15	7-20
Ravens	4	5:42	D. Mason 6 yd. pass from J. Flacco (B. Cundiff kick)	11-75, 5:52	14-20
Ravens	4	1:05	T. Heap 9 yd. pass from J. Flacco (B. Cundiff kick)	8-72, 1:52	21-20
Falcons	4	0:20	R. White 33 yd. pass from M. Ryan (pass failed)	7-80, 0:45	21-26

TEAM STATISTICS

First Downs (total-rush-pass-penalty)
Total Yards – Plays – Average
Net Yards Rushing – Rushes – Average
Net Yards Passing – Times Thrown – Yds Lost – Gross Pass.
Passes Attempted – Completed – Intercepted
Punts / Number – Average
Penalties / Number – Yards
Fumbles / Number – Lost

	RAVENS	FALCONS
First Downs	20-8-12-0	23-4-16-3
Total Yards	320-57-5.6	362-75-4.8
Net Yards Rushing	116-21-5.5	60-23-2.6
Net Yards Passing	204-2-11-215	302-2-14-316
Passes Attempted	34-22-1	50-32-0
Punts / Number	4-49.5	5-38.2
Penalties / Number	6-51	1-5
Fumbles / Number	2-1	0-0

INDIVIDUAL STATISTICS

	Baltimore:	Atlanta:
Rushing	R. Rice 12-59-0-13LG; D. Stallworth 2-34-0-19LG; J. Flacco 3-13-0-13LG W. McGahee 3-8-0-5LG; L. McClain 1-2-0-2LG M. Turner 17-39-0-8LG; J. Snelling 3-11-0-5LG; O. Mughelli 2-5-0-3LG; M. Ryan 1-5-0-5LG	
Receiving	A. Boldin 5-50-1-16LG; T. Heap 4-57-1-18LG; D. Mason 4-48-1-22LG; R. Rice 3-43-0-24LG T. Houshmandzadeh 2-14-0-8LG; L. McClain 2-3-0-4LG; E. Dickson 1-4-0-4LG W. McGahee 1(-4)-0(-4)LG	Atlanta: R. White 12-138-2-33LG; J. Snelling 6-56-1-28LG; M. Jenkins 5-48-0-24LG; T. Gonzalez 4-38-0-14LG B. Finneran 2-16-0-9LG; H. Douglas 1-12-0-12LG; M. Palmer 1-6-0-6LG; O. Mughelli 1-2-0-2LG
Passing	Baltimore: J. Flacco 34-22-215-1-3-24LG Atlanta: M. Ryan 50-32-316-0-3-33LG	
Interceptions	Baltimore: None Atlanta: B. Grimes 1-0	
Sacks	Baltimore: T. Suggs 2-14 Atlanta: J. Abraham 2-11	



GAME 10 • RAVENS 37, PANTHERS 13

Baltimore (7-3) Carolina (1-9)

Sunday, November 21, 2010 • 1:04 PM ET • Bank of America Stadium • Charlotte

Weather: 65°, Sunny, Wind SSW 6 mph • Attendance 73,021 • Time 3:04



Fourth-quarter interceptions by long-time Ravens' Pro Bowlers S Ed Reed and LB Ray Lewis secured Baltimore's 37-13 victory at Carolina. Reed's 50th-career interception resulted in a touchdown when he pitched to fellow S Dawan Landry, who sprinted the final 23 yards for a score. On Panthers QB Brian St. Pierre's next throw, Lewis stole the pass and raced 24 yards to the end zone for the game's final points. The Ravens took a 17-3 halftime lead on a QB Joe Flacco 56-yard TD toss to WR T.J. Houshmandzadeh, a 22-yard K Billy Cundiff field goal and a 1-yard RB Ray Rice TD plunge. The Panthers came within 7 (20-13) on the second play of the fourth quarter when St. Pierre hit WR David Gettis with an 88-yard TD connection. Once again, Flacco produced a QB rating over 100 – his fourth in the last five games – completing 24 of 33 for 301 yards (110.8 mark). The TD catch by Houshmandzadeh was the 600th of his career, and Mason's third reception was the 900th of his career. The Ravens became the first team in NFL history to have three WRs on the active roster with at least 600 career receptions (Mason, Anquan Boldin & Houshmandzadeh). Rice gained 131 total yards: 65 rushing and 66 on 6 receptions. TE Todd Heap added 5 catches for 69 yards.

BALTIMORE RAVENS

OFFENSE
WR 85 D. Mason
LT 74 M. Oher
LG 66 B. Grubbs
C 77 M. Birk
RG 79 T. Moll
RT 73 M. Yanda
TE 86 T. Heap
WR 81 A. Boldin
QB 5 J. Flacco
FB 33 L. McClain
RB 27 R. Rice

DEFENSE
DT 92 H. Ngata
NT 97 K. Gregg
DE 62 T. Cody
RUSH 55 T. Suggs
WILL 53 J. McClain
LB 52 R. Lewis
SAM 95 J. Johnson
LCB 25 C. Carr
SS 26 D. Landry
FS 20 E. Reed
RCB 37 J. Wilson

CAROLINA PANTHERS

OFFENSE
WR 89 S. Smith
LT 69 J. Gross
LG 73 M. Bernadeau
C 67 R. Kallil
RG 74 G. Schwartz
RT 65 G. Williams
TE 47 J. King
WR 12 D. Gettis
QB 6 B. St. Pierre
FB 42 T. Fiammetta
RB 33 M. Goodson

DEFENSE
LDE 95 C. Johnson
LDT 98 N. Hayden
RDT 61 D. Landri
RDE 96 T. Brayton
SLB 50 J. Anderson
MLB 52 J. Beason
WLB 59 N. Harris
LCB 20 C. Gamble
RCB 31 R. Marshall
SS 30 C. Godfrey
FS 23 S. Martin

OFFICIALS – Referee: Alberto Riveron (57), Umpire: Scott Dawson (70), Head Linesman: Jim Mello (48), Line Judge: Ron Phares (10), Side Judge: Jimmy DeBall (58), Field Judge: Steve Zimmer (33), Back Judge: Lee Dyer (27)

	1	2	3	4	OT	TOTAL	FIELD GOALS - made () & missed
BALTIMORE	10	7	3	17	0	37	B. Cundiff (22, 33, 49)
CAROLINA	0	3	3	7	0	13	J. Kasay (45, 40)

TEAM	QTR	TIME	PLAY DESCRIPTION (extra point)	DRIVE	SCORE
Ravens	1	12:26	T. Houshmandzadeh 56 yd. pass from J. Flacco (B. Cundiff kick)	2-50, 0:33	7-0
Ravens	1	1:15	B. Cundiff 22 yd. Field Goal	13-84, 7:18	10-0
Panthers	2	13:39	J. Kasay 45 yd. Field Goal	6-53, 2:36	10-3
Ravens	2	1:57	R. Rice 1 yd. run (B. Cundiff kick)	8-51, 3:27	17-3
Ravens	3	13:58	B. Cundiff 33 yd. Field Goal	4-3, 1:02	20-3
Panthers	3	11:49	J. Kasay 40 yd. Field Goal	5-3, 2:09	20-6
Panthers	4	14:44	D. Gettis 88 yd. pass from B. St. Pierre (J. Kasay kick)	3-86, 0:29	20-13
Ravens	4	5:55	B. Cundiff 49 yd. Field Goal	7-48, 3:45	23-13
Ravens	4	4:59	D. Landry 23 yd. interception return (B. Cundiff kick)		30-13
Ravens	4	4:48	R. Lewis 24 yd. interception return (B. Cundiff kick)		37-13

TEAM STATISTICS

First Downs (total-rush-pass-penalty)
Total Yards – Plays – Average
Net Yards Rushing – Rushes – Average
Net Yards Passing – Times Thrown – Yds Lost – Gross Pass.
Passes Attempted – Completed – Intercepted
Punts / Number – Average
Penalties / Number – Yards
Fumbles / Number – Lost

	RAVENS	PANTHERS
First Downs	22-7-13-2	9-6-3-0
Total Yards	378-67-5.6	120-53-5.1
Net Yards Rushing	100-31-3.2	270-22-5.5
Net Yards Passing	278-3-23-301	150-3-23-173
Passes Attempted	33-24-0	28-13-2
Punts / Number	5-46.6	9-46.0
Penalties / Number	3-20	7-54
Fumbles / Number	4-2	2-0

INDIVIDUAL STATISTICS

	Baltimore:	Carolina:
Rushing	R. Rice 19-65-1-13LG; W. McGahee 8-23-0-6LG; D. Stallworth 1-7-0-7LG L. McClain 2-5-0-6LG; J. Flacco 1-0-0-0LG M. Goodson 22-120-0-45LG	
Receiving	R. Rice 6-66-0-18LG; T. Heap 5-69-0-29LG; D. Mason 3-42-0-23LG; A. Boldin 3-29-0-16LG T. Houshmandzadeh 2-79-1-56LG; L. McClain 2-11-0-7LG; W. McGahee 2(-10)-0(-4)LG D. Stallworth 1-15-0-15LG	Carolina: M. Goodson 5-31-0-9LG; S. Smith 4-46-0-20LG; D. Gettis 2-92-1-88LG; J. King 2-4-0-3LG
Passing	Baltimore: J. Flacco 33-24-301-0-1-56LG Carolina: B. St. Pierre 28-13-173-2-1-88LG	
Interceptions	Baltimore: R. Lewis 1-24; E. Reed 1-19; D. Landry 0-23 Carolina: None	
Sacks	Baltimore: T. Suggs 1-11; P. Kruger 1-9; J. McClain 1-3 Carolina: E. Brown 1-14; C. Johnson 1-6; G. Hardy 1-3	



2010 GAME SUMMARIES



GAME 11 • RAVENS 17, BUCCANEERS 10

Baltimore (8-3) Tampa Bay (7-4)

Sunday, November 28, 2010 • 4:15 PM ET • M&T Bank Stadium • Baltimore

Weather: 48°, Clear, Wind ESE 3 mph • Attendance 70,989 • Time 3:02



The Ravens exploded for 2 second-quarter touchdowns to take a 17-3 halftime lead and held on for a 17-10 victory over visiting Tampa Bay. After a scoreless first quarter, Baltimore took a 3-0 lead on K Billy Cundiff's 45-yard field goal. Tampa matched that with a 22-yard FG by K Connor Barth. The Ravens' offense, on successive series, produced TDs on 2 QB Joe Flacco passes: the first for 65 yards to TE Todd Heap and the second to WR Derrick Mason for 10 yards. The Ravens did have a 76-yard Flacco-to-RB Ray Rice TD in the third quarter nullified by a block in the back penalty. The Bucs closed the margin to 17-10 – with 3:05 left in the game – on QB Josh Freeman's 5-yard TD toss to TE Kellen Winslow. The Ravens then controlled the ball the rest of the game with 4 Rice runs and 1 Rice reception. Rice finished the game with 132 total yards, 85 rushing and 47 receiving, his fourth straight game with over 100 total yards. Flacco completed 25 of 35 for 289 yards. He produced a 103.2 QB rating, his fifth 100-plus mark in the last six games. Flacco also became the team's all-time passing TDs leader, eclipsing Vinny Testaverde (51) with the TD to Heap. It was also the longest TD catch of Heap's career. The victory extended the team's home win streak to eight games.

TAMPA BAY BUCCANEERS

OFFENSE		DEFENSE	
WR 19	M. Williams	LE 96	T. Crowder
LT 70	D. Penn	DT 93	G. McCoy
LG 62	T. Larsen	DT 90	R. Miller
C 52	J. Faine	RE 91	S. White
RG 75	D. Joseph	SLB 58	Q. Black
RT 77	J. Lee	MLB 51	B. Ruud
TE 82	K. Winslow	WLB 54	G. Hayes
TE 88	J. Gilmore	LCB 25	A. Talib
TE 80	R. Purvis	RCB 20	R. Barber
QB 5	J. Freeman	SS 26	S. Jones
RB 27	L. Blount	FS 35	C. Grimm

BALTIMORE RAVENS

OFFENSE		DEFENSE	
WR 85	D. Mason	DT 92	H. Ngata
LT 74	M. Oher	NT 97	K. Gregg
LG 66	B. Grubbs	DE 93	C. Redding
C 77	M. Birk	RUSH 55	T. Suggs
RG 79	T. Moll	WILL 53	J. McClain
RT 73	M. Yanda	MIKE 52	R. Lewis
TE 86	T. Heap	SAM 95	J. Johnson
WR 81	A. Boldin	LCB 25	C. Carr
QB 5	J. Flacco	SS 26	D. Landry
FB 33	L. McClain	FS 20	E. Reed
RB 27	R. Rice	RCB 37	J. Wilson

OFFICIALS – Referee: Carl Cheffers (51), Umpire: Undrey Wash (96), Head Linesman: Kent Payne (79), Line Judge: Darryll Lewis (130), Side Judge: Jeff Lamberth (21), Field Judge: Boris Cheek (41), Back Judge: Todd Prukop (30)

	1	2	3	4	OT	TOTAL	FIELD GOALS - made () & missed
TAMPA BAY	0	3	0	7	0	10	C. Barth (22)
BALTIMORE	0	17	0	0	0	17	B. Cundiff (45)

TEAM	QTR	TIME	PLAY DESCRIPTION (extra point)	DRIVE	SCORE
Ravens	2	13:54	B. Cundiff 45 yd. Field Goal	7-14, 3:05	3-0
Buccaneers	2	4:32	C. Barth 22 yd. Field Goal	10-32, 4:24	3-3
Ravens	2	3:04	T. Heap 65 yd. pass from J. Flacco (B. Cundiff kick)	4-76, 1:28	10-3
Ravens	2	0:32	D. Mason 10 yd. pass from J. Flacco (B. Cundiff kick)	5-55, 1:22	17-3
Buccaneers	4	3:05	K. Winslow 5 yd. pass from J. Freeman (C. Barth kick)	13-77, 4:38	17-10

TEAM STATISTICS

	BUCCANEERS	RAVENS
First Downs (total-rush-pass-penalty)	14-7-7-0	18-5-12-1
Total Yards – Plays – Average	263-60-4.4	349-65-5.4
Net Yards Rushing – Rushes – Average	101-23-4.4	92-26-3.5
Net Yards Passing – Times Thrown – Yds Lost – Gross Pass.	162-0-0-162	257-4-32-289
Passes Attempted – Completed – Intercepted	37-17-0	35-25-1
Punts / Number – Average	9-37.5	7-43.6
Penalties / Number – Yards	9-78	4-30
Fumbles / Number – Lost	0-0	1-0

INDIVIDUAL STATISTICS

	Tampa Bay:	Baltimore:
Rushing	L. Blount 13-55-0-16LG; J. Freeman 6-27-0-12LG; C. Williams 4-19-0-11LG	R. Rice 19-82-0-16LG; W. McGahee 4-12-0-4LG; J. Flacco 3-(-2)-0-0LG
Receiving	C. Williams 5-41-0-15LG; K. Winslow 4-44-1-19LG; A. Benn 3-9-0-9LG; M. Williams 2-20-0-11LG	J. Gilmore 1-30-0-30LG; R. Purvis 1-12-0-12LG; M. Spurlock 1-6-0-6LG D. Mason 9-87-1-15LG; R. Rice 7-47-0-11LG; A. Boldin 3-27-0-22LG W. McGahee 9-13-0-8LG; T. Heap 2-79-1-65LG; T. Houshmandzadeh 2-36-0-23LG
Passing	J. Freeman 37-17-162-0-1-30LG J. Flacco 35-25-289-1-2-65LG	
Interceptions	A. Talib 1-25 None	
Sacks	G. McCoy 2-17; S. Jones 1-10, T. Crowder 1-5 None	



GAME 12 • STEELERS 13, RAVENS 10

Baltimore (8-4) Pittsburgh (9-3)

Sunday, December 5, 2010 • 8:30 PM ET • M&T Bank Stadium • Baltimore

Weather: 35°, Partly Cloudy, Wind W 17-31 mph • Attendance 71,418 • Time 3:05



For the fifth time in the last six they have played, the Ravens and Steelers competed in a game decided by 3 points. This time, the Steelers won 13-10 at M&T Bank Stadium on Sunday Night Football to take over first place by one game in the AFC North. Pittsburgh's winning touchdown came with 2:51 left in the contest on a QB Ben Roethlisberger 9-yard throw to RB Isaac Redman. That TD was set up by S Troy Polamalu's strip of Ravens QB Joe Flacco on a second-and-5 on Baltimore's 43-yard line. Polamalu's caused fumble was picked up by LB LaMarr Woodley, who ran it to the Ravens' 9. The Ravens took a 7-0 first-quarter lead on a Flacco-to-WR Anquan Boldin 14-yard TD toss. The teams traded third-quarter field goals – 45 yards by Pittsburgh's Shaun Suisham and 24 by Baltimore's Billy Cundiff. A 19-yard Suisham FG made the score 10-6 in the final period. Flacco finished the game completing 17 of 33 for 266 yards, while Roethlisberger, whose nose was broken during a tackle in the first quarter, was 22-of-38 for 253 yards. Boldin caught 5 passes for 118 yards (his 30th-career 100-yard game) to lead all receivers. Both teams struggled to run, with the Steelers averaging 2.3 yards per rush and the Ravens 2.2 ypr. Baltimore TE Todd Heap left the game after injuring his thigh on the Ravens' first play from scrimmage. The loss broke the Ravens' eight-game home winning streak.

PITTSBURGH STEELERS

OFFENSE		DEFENSE	
WR 86	H. Ward	DE 96	E. Hood
LT 72	J. Scott	NT 98	C. Hampton
LG 68	C. Kemoeatu	DE 99	B. Keisel
C 53	M. Pouncey	LOLB 56	L. Woodley
RG 73	R. Foster	LILB 51	J. Farrow
RT 71	F. Adams	RILB 94	L. Timmons
TE 83	H. Miller	ROLB 92	J. Harrison
FB 85	D. Johnson	LCB 20	B. McFadden
RB 34	R. Mendenhall	FS 25	R. Clark
QB 7	B. Roethlisberger	SS 43	T. Polamalu
WR 17	M. Wallace	RCB 24	I. Taylor

BALTIMORE RAVENS

OFFENSE		DEFENSE	
WR 85	D. Mason	DT 92	H. Ngata
LT 74	M. Oher	NT 97	K. Gregg
LG 66	B. Grubbs	DE 93	C. Redding
C 77	M. Birk	RUSH 55	T. Suggs
RG 65	C. Chester	WILL 53	J. McClain
RT 73	M. Yanda	MIKE 52	R. Lewis
TE 86	T. Heap	SAM 95	J. Johnson
WR 81	A. Boldin	LCB 25	C. Carr
WR 84	T. Houshmandzadeh	SS 26	D. Landry
QB 5	J. Flacco	FS 20	E. Reed
RB 27	R. Rice	RCB 37	J. Wilson

OFFICIALS – Referee: Terry McAulay (77), Umpire: Paul King (121), Head Linesman: Greg Bradley (98), Line Judge: Mark Steinkerchner (84), Side Judge: Michael Banks (72), Field Judge: Terry Brown (31), Back Judge: Greg Steed (12)

	1	2	3	4	OT	TOTAL	FIELD GOALS - made () & missed
PITTSBURGH	0	0	3	10	0	13	S. Suisham (45, 19)
BALTIMORE	7	0	3	0	0	10	B. Cundiff (24)

TEAM	QTR	TIME	PLAY DESCRIPTION (extra point)	DRIVE	SCORE
Ravens	1	1:59	A. Boldin 14 yd. pass from J. Flacco (B. Cundiff kick)	10-92, 7:10	0-7
Steelers	3	10:54	S. Suisham 45 yd. Field Goal	8-53, 4:06	3-7
Ravens	3	7:13	B. Cundiff 24 yd. Field Goal	13-60, 3:41	3-10
Steelers	4	12:46	S. Suisham 19 yd. Field Goal	16-79, 9:27	6-10
Steelers	4	2:51	I. Redman 9 yd. pass from B. Roethlisberger (S. Suisham kick)	3-9, 0:22	13-10

TEAM STATISTICS

	STEELERS	RAVENS
First Downs (total-rush-pass-penalty)	17-11-14-2	14-2-9-3
Total Yards – Plays – Average	288-65-4.4	269-57-4.7
Net Yards Rushing – Rushes – Average	54-24-2.3	43-20-2.2
Net Yards Passing – Times Thrown – Yds Lost – Gross Pass.	234-3-19-253	226-4-40-266
Passes Attempted – Completed – Intercepted	38-22-1	33-17-0
Punts / Number – Average	6-41.3	6-39.8
Penalties / Number – Yards	9-61	9-53
Fumbles / Number – Lost	1-0	2-1

INDIVIDUAL STATISTICS

	Pittsburgh:	Baltimore:
Rushing	R. Mendenhall 19-45-0-8LG; I. Redman 4-10-0-12LG; B. Roethlisberger 1-(-1)-0-(-1)LG R. Rice 9-32-0-12LG; W. McGahee 7-7-0-4LG; J. Flacco 3-15-0-14LG; D. Stallworth 1-(-11)-0-(-11)LG	
Receiving	M. Wallace 5-76-0-24LG; E. Sanders 3-49-0-28LG; D. Johnson 3-37-0-25LG; A. Brown 3-26-0-11LG R. Mendenhall 3-18-0-9LG; I. Redman 2-23-1-14LG; H. Ward 1-13-0-13LG; H. Miller 1-9-0-9LG M. Moore 1-2-0-2LG A. Boldin 5-118-1-61LG; T. Houshmandzadeh 4-20-0-8LG; E. Dickson 3-21-0-11LG D. Mason 2-22-0-15LG; R. Rice 2-18-0-13LG; D. Stallworth 1-67-0-67LG	
Passing	B. Roethlisberger 38-22-253-1-1-28LG J. Flacco 33-17-266-0-1-67LG	
Interceptions	None J. Wilson 1-0	
Sacks	T. Polamalu 1-15, I. Taylor 1-11, J. Farrow 1-8, E. Hood 1-6 T. Suggs 1.5-13, C. Redding 1-2, H. Ngata 5-4	



2010 GAME SUMMARIES



GAME 13 • RAVENS 34, TEXANS 28 (OT)

Baltimore (9-4) Houston (5-8)

Monday, December 13, 2010 • 7:40 PM CT • Reliant Stadium • Houston

Weather: Retractable Roof Closed • Attendance 71,113 • Time 3:19



After taking a 21-0, second-quarter lead, the Ravens had to go into overtime to beat the host Texans, 34-28, last Monday. Baltimore won the game when CB Josh Wilson intercepted QB Matt Schaub 3:05 into OT and raced 12 yards to the end zone. The Ravens scored 3 first-half TDs on a 1-yard RB Willis McGahee run and a pair of QB Joe Flacco-to-WR Derrick Mason TD passes (9 and 26 yards).

A 46-yard Schaub-to-WR Andre Johnson score made the halftime margin 21-7. Ravens WR/KOR David Reed opened the second half with a 103-yard kickoff return, the longest in team history, to give Baltimore a 28-7 edge. Two K Neil Rackers' field goals brought Houston within 15 points (28-13) after three quarters. Schaub then hit WR Jacoby Jones (7 yards) and Johnson (5 yards) with fourth-quarter TDs. The latter score came with 21 seconds left in the game and was followed by a Schaub-to-Jones 2-point conversion to tie the contest. Flacco completed 22 of 33 for 235 yards, including 8 passes to RB Ray Rice and 6 to Mason, who hit the 50-catch milestone for the 11th consecutive season of his career. It also marked the first 2-TD game of Mason's Ravens career (2005-10). Flacco became the first Ravens' QB to produce back-to-back 3,000-yard passing seasons.

BALTIMORE RAVENS

OFFENSE

WR 85 D. Mason
LT 74 M. Oher
LG 66 B. Grubbs
C 77 M. Birk
RG 73 M. Yanda
RT 64 O. Cousins
TE 65 C. Chester
WR 81 A. Boldin
QB 5 J. Flacco
FB 33 L. McClain
RB 27 R. Rice

DEFENSE

DT 92 H. Ngata
NT 97 K. Gregg
DE 93 C. Redding
RUSH 55 T. Suggs
WILL 53 J. McClain
MLB 52 R. Lewis
SAM 95 J. Johnson
LCB 25 C. Carr
SS 26 D. Landry
FS 20 E. Reed
RCB 37 J. Wilson

HOUSTON TEXANS

OFFENSE

WR 80 A. Johnson
LT 76 D. Brown
LG 74 W. Smith
C 55 C. Myers
RG 65 M. Brisiel
RT 73 E. Winston
TE 85 J. Dreesen
TE 81 O. Daniels
QB 8 M. Schaub
WR 83 K. Walter
RB 23 A. Foster

DEFENSE

LDE 94 A. Smith
NT 95 S. Cody
DE 91 A. Okoye
RDE 90 M. Williams
SLB 56 B. Cushing
MLB 57 K. Bentley
WLB 51 D. Sharpton
LCB 29 G. Quinn
RCB 25 K. Jackson
SS 31 B. Pollard
FS 26 E. Wilson

OFFICIALS – Referee: Bill Leavy (127), Umpire: Darrell Jenkins (76), Head Linesman: Mark Baltz (26), Line Judge: Mark Perlman (9), Side Judge: Barry Anderson (20), Field Judge: Jim Quirk (63), Back Judge: Keith Ferguson (61)

	1	2	3	4	OT	TOTAL	FIELD GOALS - made () & missed
BALTIMORE	7	14	7	0	6	34	B. Cundiff None
HOUSTON	0	7	6	15	0	28	N. Rackers 52SH (24, 42)

TEAM	QTR	TIME	PLAY DESCRIPTION (extra point)	DRIVE	SCORE
Ravens	1	3:17	W. McGahee 1 yd. run (B. Cundiff kick)	8-52, 3:55	7-0
Ravens	2	5:23	D. Mason 9 yd. pass from J. Flacco (B. Cundiff kick)	6-44, 3:15	14-0
Ravens	2	1:37	D. Mason 26 yd. pass from J. Flacco (B. Cundiff kick)	4-38, 0:34	21-0
Texans	2	0:42	A. Johnson 46 yd. pass from M. Schaub (N. Rackers kick)	7-80, 0:55	21-7
Ravens	3	14:45	D. Reed 103 yd. kickoff return (B. Cundiff kick)	0-0, 0:15	28-7
Texans	3	7:08	N. Rackers 24 yd. Field Goal	16-70, 7:37	28-10
Texans	3	0:36	N. Rackers 42 yd. Field Goal	10-42, 4:28	28-13
Texans	4	6:00	J. Jones 7 yd. pass from M. Schaub (N. Rackers kick)	15-99, 5:03	28-20
Texans	4	0:21	A. Johnson 5 yd. pass from M. Schaub (M. Schaub-J. Jones pass)	12-95, 2:21	28-28
Ravens	5	11:55	J. Wilson 12 yd. interception return		34-28

TEAM STATISTICS

First Downs (total-rush-pass-penalty)
Total Yards – Plays – Average
Net Yards Rushing – Rushes – Average
Net Yards Passing – Times Thrown – Yds Lost – Gross Pass.
Passes Attempted – Completed – Intercepted
Punts / Number – Average
Penalties / Number – Yards
Fumbles / Number – Lost

RAVENS

19-3-13-3
253-62-4.1
63-24-2.6
190-5-45-235
62-31-2
74.5, 4
3-15
1-0

TEXANS

28-6-21-1
489-86-5.7
111-22-5.0
378-2-15-393
62-31-2
4-46.5
8-51
1-0

INDIVIDUAL STATISTICS

Rushing Baltimore: R. Rice 19-54-0-16LG; W. McGahee 4-7-1-4LG; L. McClain 1-2-0-2LG
Houston: A. Foster 20-100-0-16LG; M. Schaub 1-8-0-8LG; D. Ward 1-3-0-3LG

Receiving Baltimore: R. Rice 8-66-0-18LG; D. Mason 6-78-2-26LG; A. Boldin 3-41-0-16LG
Houston: T. Houshmandzadeh 2-23-0-14LG; L. McClain 2-20-0-17LG; E. Dickson 1-7-0-7LG
A. Johnson 9-140-2-46LG; O. Daniels 5-91-0-30LG; K. Walter 5-57-0-18LG
J. Jones 5-52-1-26LG; A. Foster 4-25-0-10LG; D. Anderson 3-28-0-13LG

Passing Baltimore: J. Flacco 33-22-235-0-2-26LG
Houston: M. Schaub 62-31-393-2-3-46LG

Interceptions Baltimore: J. Wilson 1-12; C. Carr 1-1
Houston: None

Sacks Baltimore: C. Redding 1-12; T. Suggs 1-3
Houston: B. Pollard 1.5-13; B. Cushing 1.5-12; M. Anderson 1-11; D. Sharpton 1-9



GAME 14 • RAVENS 30, SAINTS 24

Baltimore (10-4) New Orleans (10-4)

Sunday, December 19, 2010 • 1:03 PM ET • M&T Bank Stadium • Baltimore

Weather: 34°, Partly Cloudy, Wind NNW 12 mph • Attendance 71,432 • Time 3:19



The Ravens jumped out to a 21-7, second-quarter lead and held off the defending Super Bowl champion Saints in the fourth quarter to win, 30-24, at M&T Bank Stadium. New Orleans, held to 269 yards, rallied to tie the game at 24 with 11:34 left in the final period. But, the Ravens responded with 2 K Billy Cundiff field goals (32 and 27 yards) while holding QB Drew Brees and the Saints' offense scoreless on their final two possessions. RB Ray Rice, who produced his most scrimmage yards (233) in a game in his three-year career, scored 2 of the Ravens' first 3 TDs (10-yard run and 17-yard pass from QB Joe Flacco). Rice rushed 31 times for 153 yards and caught 5 for 80 more. Flacco, who also threw a 34-yard TD pass to rookie TE Ed Dickson (his first-career TD catch) in the first quarter, completed 10 of 20 for 172 yards. DE Cory Redding intercepted Brees' final pass of the game on a ball tipped by DT Haloti Ngata. Brees completed 29 of 46 passes for 267 yards with 3 TDs, while the Saints were held to just 27 rushing yards on 14 attempts. The 27 rushing yards allowed were the fifth-lowest by an opponent in Ravens history. With the victory, the Ravens have won 15 of 16 games against the NFC in Baltimore, including nine straight. The team also improved to 20-2 when rushing for at least 125 yards in the John Harbaugh Era (2008-10).

NEW ORLEANS SAINTS

OFFENSE

WR 12 M. Colston
LT 74 J. Bushrod
LG 77 C. Nicks
C 76 J. Goodwin
RG 73 J. Evans
RT 78 J. Stinchcomb
TE 88 J. Shockey
TE 64 Z. Strief
WR 19 D. Henderson
QB 9 D. Brees
RB 23 P. Thomas

DEFENSE

LE 96 A. Brown
NT 92 R. Ayodele
DT 98 S. Ellis
RE 91 W. Smith
SLB 55 D. Clark
MLB 51 J. Vilma
WLB 58 S. Shanle
LCB 33 J. Greer
SS 41 R. Harper
FS 27 M. Jenkins
RCB 22 T. Porter

BALTIMORE RAVENS

OFFENSE

WR 85 D. Mason
LT 74 M. Oher
LG 66 B. Grubbs
C 77 M. Birk
RG 65 C. Chester
RT 73 M. Yanda
TE 83 E. Dickson
WR 81 A. Boldin
QB 5 J. Flacco
FB 33 L. McClain
RB 27 R. Rice

DEFENSE

DT 92 H. Ngata
NT 97 K. Gregg
DE 93 C. Redding
RUSH 55 T. Suggs
WILL 53 J. McClain
MLB 52 R. Lewis
SAM 95 J. Johnson
LCB 25 C. Carr
SS 26 D. Landry
FS 20 E. Reed
RCB 37 J. Wilson

OFFICIALS – Referee: Walt Anderson (66), Umpire: Bill Schuster (129), Head Linesman: Philip McKinley (110), Line Judge: Byron Boston (18), Side Judge: James Coleman (95), Field Judge: Jim Quirk (63), Back Judge: Billy Smith (2)

	1	2	3	4	OT	TOTAL	FIELD GOALS - made () & missed
NEW ORLEANS	7	7	3	7	0	24	G. Hartley (47)
BALTIMORE	7	14	3	6	0	30	B. Cundiff (33, 32, 27)

TEAM	QTR	TIME	PLAY DESCRIPTION (extra point)	DRIVE	SCORE
Saints	1	9:03	J. Graham 18 yd. pass from D. Brees (G. Hartley kick)	7-60, 3:08	7-0
Ravens	1	4:43	E. Dickson 34 yd. pass from J. Flacco (B. Cundiff kick)	9-76, 4:20	7-7
Ravens	2	14:20	R. Rice 10 yd. run (B. Cundiff kick)	9-58, 4:15	7-14
Ravens	2	10:05	R. Rice 17 yd. pass from J. Flacco (B. Cundiff kick)	5-34, 3:05	7-21
Saints	2	0:22	J. Graham 1 yd. pass from D. Brees (G. Hartley kick)	9-92, 2:52	14-21
Saints	3	6:24	J. Hartley 47 yd. Field Goal	7-20, 4:08	17-21
Ravens	3	2:15	B. Cundiff 33 yd. Field Goal	9-59, 4:09	17-24
Saints	4	11:34	L. Moore 15 yd. pass from D. Brees (G. Hartley kick)	11-80, 5:41	24-24
Ravens	4	10:03	B. Cundiff 32 yd. Field Goal	5-66, 1:31	27-24
Ravens	4	0:09	B. Cundiff 27 yd. Field Goal	4-9, 1:38	30-24

TEAM STATISTICS

First Downs (total-rush-pass-penalty)
Total Yards – Plays – Average
Net Yards Rushing – Rushes – Average
Net Yards Passing – Times Thrown – Yds Lost – Gross Pass.
Passes Attempted – Completed – Intercepted
Punts / Number – Average
Penalties / Number – Yards
Fumbles / Number – Lost

SAINTS

21-3-16-2
269-63-4.3
27-14-1.9
242-3-25-267
46-29-1
6-42.2
6-68
2-0

RAVENS

17-8-6-3
356-62-5.7
208-39-5.3
148-3-24-172
20-10-0
5-38.6
10-68
0-0

INDIVIDUAL STATISTICS

Rushing New Orleans: R. P. Thomas 6-20-0-11LG; J. Jones 4-11-0-4LG; Bush 4-(-4)-0-2LG
Baltimore: R. Rice 31-153-1-50LG; W. McGahee 7-53-0-28LG; J. Flacco 1-2-0-2LG

Receiving New Orleans: R. Bush 7-36-0-20LG; M. Colston 6-81-0-27LG; J. Graham 5-29-2-18LG; D. Henderson 3-53-0-26LG
Baltimore: J. Shockey 3-25-0-10LG; L. Moore 2-26-1-15LG; R. Meachem 2-17-0-12LG
R. Rice 5-80-1-32LG; E. Dickson 2-33-1-34LG; D. Mason 1-42-0-42LG
T. Houshmandzadeh 1-15-0-15LG; A. Boldin 1-2-0-2LG

Passing New Orleans: D. Brees 46-29-267-1-3-27LG
Baltimore: J. Flacco 20-10-172-0-2-42LG

Interceptions New Orleans: None
Baltimore: C. Redding 1-0

Sacks New Orleans: S. Ellis 1-10; J. Wilkerson 1-10; M. Mitchell 1-4
Baltimore: D. Ellerbe 1-13, J. Johnson 1-7; T. Suggs 1-5



2010 GAME SUMMARIES



GAME 15 • RAVENS 20, BROWNS 10

Baltimore (11-4) Cleveland (5-10)

Sunday, December 26, 2010 • 1:02 PM ET • Cleveland Browns Stadium • Cleveland

Weather: 26°, Cold, Wind Chill 13° NE 18 mph • Attendance 65,028 • Time 2:42



The Ravens forced 4 turnovers against the Browns, scoring 10 points after 2 of them, in the 20-10 victory at Cleveland. Baltimore intercepted rookie QB Colt McCoy 3 times, 2 by S Ed Reed. Cleveland took a 7-0 lead on a trick play that ended with WR Mohamed Massaquoi throwing a 29-yard touchdown pass to WR Brian Robiskie. The Ravens then grabbed a 13-10 halftime lead on 2 K Billy Cundiff field goals (27 and 40 yards) and a QB Joe Flacco-to-WR T.J. Houshmandzadeh 15-yard TD toss. (Browns K Phil Dawson converted a 30-yard FG at the end of the second quarter.) After a Cleveland onside kick failed at the start of the second half, the Ravens followed with a second Flacco TD pass – this one for 22 yards to WR Derrick Mason. Flacco completed 12 of 19 for 102 yards, including 4 each to Mason (50 yards) and Houshmandzadeh (32). RB Ray Rice rushed 25 times for 92 hard-earned yards. The Ravens limited RB Peyton Hillis to 35 yards on 12 carries, while holding McCoy to 15-of-29 passing for 149 yards. Flacco became the team's first quarterback to pass for over 10,000 yards, and Mason moved into 12th place on the all-time NFL receiving list with 921 career receptions. Flacco and head coach John Harbaugh became the first rookie head coach starting a rookie QB tandem (in 2008) to earn the playoffs in their initial three seasons together.

BALTIMORE RAVENS

OFFENSE	
TE	79 T. Moll
LT	74 M. Oher
LG	66 B. Grubbs
C	77 M. Birk
RG	65 C. Chester
RT	73 M. Yanda
TE	83 E. Dickson
WR	81 A. Boldin
QB	5 J. Flacco
FB	33 L. McClain
RB	27 R. Rice

DEFENSE	
DT	92 H. Ngata
NT	97 K. Gregg
DE	93 C. Redding
RUSH	55 T. Suggs
WILL	53 J. McClain
R. Lewis	MIKE 52
SAM	95 J. Johnson
LCB	25 C. Carr
SS	26 D. Landry
FS	20 E. Reed
RCB	37 J. Wilson

CLEVELAND BROWNS

OFFENSE	
WR	11 M. Massaquoi
LT	73 J. Thomas
LG	65 E. Steinbach
C	55 A. Mack
RG	77 F. Womack
RT	78 J. St. Clair
TE	82 B. Watson
WR	16 J. Cribbs
QB	12 C. McCoy
TE	81 A. Smith
RB	40 P. Hillis

DEFENSE	
LE	94 T. Ivey
NT	71 A. Rubin
RE	90 K. Coleman
OLB	53 M. Roth
ILB	96 D. Bowens
ILB	51 C. Gocong
OLB	93 J. Trusnik
LCB	23 J. Haden
RCB	24 S. Brown
S	26 A. Elam
S	43 T. Ward

OFFICIALS – Referee: John Parry (132), Umpire: Dan Ferrell (64), Head Linesman: Derrick Bowers (74), Line Judge: Allen Baynes (59), Side Judge: Keith Washington (7), Field Judge: Scott Edwards (3), Back Judge: Perry Paganelli (46)

	1	2	3	4	OT	TOTAL	FIELD GOALS - made () & missed
BALTIMORE	0	13	7	0	0	20	B. Cundiff (27, 40)
CLEVELAND	7	3	0	0	0	10	P. Dawson (30)

TEAM	QTR	TIME	PLAY DESCRIPTION (extra point)	DRIVE	SCORE
Browns	1	7:01	B. Robiskie 29 yd. pass from M. Massaquoi (P. Dawson kick)	4-40, 2:12	0-7
Ravens	2	13:35	B. Cundiff 27 yd. Field Goal	16-80, 8:26	3-7
Ravens	2	11:47	T. Houshmandzadeh 15 yd. pass from J. Flacco (B. Cundiff kick)	3-20, 1:30	10-7
Ravens	2	4:06	B. Cundiff 40 yd. Field Goal	9-28, 3:56	13-7
Browns	2	0:03	P. Dawson 30 yd. Field Goal	10-50, 4:03	13-10
Ravens	3	13:30	D. Mason 22 yd. pass from J. Flacco (B. Cundiff kick)	3-38, 1:30	20-10

TEAM STATISTICS

First Downs (total-rush-pass-penalty)	15-9-6-0
Total Yards – Plays – Average	258-58-4.4
Net Yards Rushing – Rushes – Average	161-38-4.2
Net Yards Passing – Times Thrown – Yds Lost – Gross Pass.	97-15-102
Passes Attempted – Completed – Intercepted	19-12-1
Punts / Number – Average	3-45.7
Penalties / Number – Yards	1-5
Fumbles / Number – Lost	2-0

RAVENS	BROWNS
15-9-6-0	17-6-11-0
258-58-4.4	280-56-5.0
161-38-4.2	102-26-3.9
97-15-102	178-0-0-178
19-12-1	30-16-3
3-45.7	3-38.7
1-5	2-20
2-0	1-1

INDIVIDUAL STATISTICS

Rushing	Baltimore: R. Rice 25-92-0-11LG; W. McGahee 8-34-0-9LG; L. McClain 2-19-0-16LG; J. Flacco 3-16-0-13LG Cleveland: P. Hillis 12-35-0-7LG; C. McCoy 4-30-0-15LG; M. Bell 7-27-0-9LG J. Cribbs 2-8-0-5LG; L. Vickers 1-2-0-2LG
Receiving	Baltimore: D. Mason 4-50-1-22LG; T. Houshmandzadeh 4-32-1-15LG; A. Boldin 2-15-0-9LG Cleveland: L. McClain 1-5-0-5LG; R. Rice 1-0-0-0LG C. Stuckey 4-39-0-16LG; B. Watson 3-22-0-10LG; M. Bell 2-48-0-28LG; B. Robiskie 2-35-1-29LG M. Massaquoi 2-14-0-11LG; J. Cribbs 1-9-0-9LG; A. Smith 1-6-0-6LG; P. Hillis 1-5-0-5LG
Passing	Baltimore: J. Flacco 19-12-102-1-2-22LG Cleveland: C. McCoy 29-15-149-3-0-28LG; M. Massaquoi 1-1-29-0-1-29LG
Interceptions	Baltimore: E. Reed 2-52; L. Webb 1-0 Cleveland: J. Haden 1-0
Sacks	Baltimore: None Cleveland: J. Haden 1-5



GAME 16 • RAVENS 13, BENGALS 7

Baltimore (12-4) Cincinnati (4-12)

Sunday, January 2, 2011 • 1:02 PM ET • M&T Bank Stadium • Baltimore

Weather: 51°, Cloudy, Wind NNW 7 mph • Attendance 71,088 • Time 3:00



The Ravens forced 5 turnovers, including 2 S Ed Reed INTs, in the 13-7 victory in the regular season finale. Baltimore took a 6-0 first-half lead on 2 K Billy Cundiff field goals (25 and 47 yards). (Cundiff tied the NFL record for most touchbacks – 40 – in the NFL since kickoffs were moved to the 30-yard line in 1994.) The Ravens increased the lead to 13-0 in the third quarter when RB Ray Rice powered 7 yards for a touchdown. The Bengals came back with a fourth-quarter QB Carson Palmer-to-WR Jerome Simpson TD toss (11 yards) with 12:33 left in the game. The Bengals threatened three more times, but the Ravens' defense stepped up to stop Cincy on a fourth-and-1 at the Baltimore 26; then LB Ray Lewis recovered a Palmer fumble on the Ravens' 32; and, finally, the Bengals were stopped on fourth down at the 2-yard line with 16 seconds left in the game. Reed halted a Bengals' drive with an interception in the end zone at the end of the first half. Rice rushed 20 times for 77 yards, while Flacco completed 14 of 19 for 125 yards with 1 INT. Baltimore (25;18) won despite being dominated by the Bengals (34:42) in time of possession. WR Derrick Mason finished the season with 61 receptions, the 11th straight year he's caught at least 60 passes. Reed's 2 INTs gave him an NFL-high 8, which he tallied in only 10 games after starting the season on the PUP list (hip).

CINCINNATI BENGALS

OFFENSE	
WR	89 J. Simpson
LOT	77 A. Whitworth
LG	62 N. Livings
C	64 K. Cook
RG	63 B. Williams
ROT	73 A. Collins
TE	82 R. Kelly
WR	11 J. Shipley
WR	87 A. Caldwell
QB	9 C. Palmer
HB	32 C. Benson

DEFENSE	
LDE	91 R. Geathers
NT	94 D. Peko
DT	90 P. Sims
RDE	93 M. Johnson
SLB	58 R. Maulaluga
MLB	57 D. Jones
WLB	55 K. Rivers
LCB	22 J. Joseph
RCB	29 L. Hall
SS	31 R. Williams
FS	20 R. Nelson

BALTIMORE RAVENS

OFFENSE	
WR	81 A. Boldin
TE	86 T. Heap
LT	74 M. Oher
LG	66 B. Grubbs
C	77 M. Birk
RG	65 C. Chester
RT	73 M. Yanda
WR	85 D. Mason
QB	5 J. Flacco
FB	33 L. McClain
RB	27 R. Rice

DEFENSE	
DT	92 H. Ngata
NT	97 K. Gregg
DE	93 C. Redding
RUSH	55 T. Suggs
WILL	53 J. McClain
MIKE	52 R. Lewis
SAM	95 J. Johnson
LCB	25 C. Carr
SS	26 D. Landry
FS	20 E. Reed
RCB	37 J. Wilson

OFFICIALS – Referee: Peter Morelli (135), Umpire: Ruben Fowler (71), Head Linesman: George Hayward (54), Line Judge: John Hussey (35), Side Judge: Don Carlsen (39), Field Judge: Jon Lucivansky (89), Back Judge: Rob Vernatchi (75)

	1	2	3	4	OT	TOTAL	FIELD GOALS - made () & missed
CINCINNATI	0	0	0	7	0	7	C. Sittser 29WR
BALTIMORE	3	3	7	0	0	13	B. Cundiff (25, 47)

TEAM	QTR	TIME	PLAY DESCRIPTION (extra point)	DRIVE	SCORE
Ravens	1	10:10	B. Cundiff 25 yd. Field Goal	8-53, 3:56	0-3
Ravens	2	4:41	B. Cundiff 47 yd. Field Goal	7-48, 3:35	0-6
Ravens	3	5:47	R. Rice 7 yd. run (B. Cundiff kick)	5-28, 2:08	0-13
Bengals	4	12:24	J. Simpson 11 yd. pass from C. Palmer (C. Sittser kick)	13-80, 8:23	7-13

TEAM STATISTICS

First Downs (total-rush-pass-penalty)	20-5-14-1
Total Yards – Plays – Average	395-76-5.2
Net Yards Rushing – Rushes – Average	90-31-2.9
Net Yards Passing – Times Thrown – Yds Lost – Gross Pass.	305-0-0-305
Passes Attempted – Completed – Intercepted	45-32-2
Punts / Number – Average	4-40.5
Penalties / Number – Yards	4-49
Fumbles / Number – Lost	4-3

BENGALS	RAVENS
20-5-14-1	10-4-5-1
395-76-5.2	199-50-4.0
90-31-2.9	98-27-3.6
305-0-0-305	101-4-24-125
45-32-2	19-14-1
4-40.5	7-47.9
4-49	7-45
4-3	1-1

INDIVIDUAL STATISTICS

Rushing	Cincinnati: C. Benson 21-53-0-9LG; B. Scott 5-32-0-12LG; C. Palmer 2-3-0-3LG; J. Simpson 1-2-0-2LG C. Pressley 1-0-0-0LG; C. Peerman 1-0-0-0LG Baltimore: R. Rice 20-77-1-11LG; D. Stallworth 1-15-0-15LG; W. McGahee 2-5-0-7LG J. Flacco 3-1-0-3LG; L. McClain 1-0-0-0LG
Receiving	Cincinnati: J. Simpson 12-123-1-21LG; A. Caldwell 7-94-0-39LG; C. Coffman 3-30-0-14LG; C. Benson 3-12-0-8LG J. Shipley 2-14-0-8LG; R. Kelly 2-6-0-3LG; C. Peerman 1-11-0-11LG; B. Scott 1-9-0-9LG C. Pressley 1-6-0-6LG Baltimore: T. Heap 3-53-0-37LG; D. Mason 3-34-0-15LG; L. McClain 3-4-0-6LG T. Houshmandzadeh 2-17-0-10LG; A. Boldin 2-9-0-8LG; W. McGahee 1-8-0-8LG
Passing	Cincinnati: C. Palmer 45-32-305-2-1-39LG Baltimore: J. Flacco 19-14-125-1-0-37LG
Interceptions	Cincinnati: R. Nelson 1-56 Baltimore: E. Reed 2-48
Sacks	Cincinnati: C. Dunlap 1.5-11.5; M. Johnson 1-6; R. Williams 1-3; G. Atkins 0.5-3.5 Baltimore: None



2010 GAME SUMMARIES



WILD CARD • RAVENS 30, CHIEFS 7

Baltimore (13-4) Kansas City (10-7)

Sunday, January 9, 2011 • 12:06 PM CT • New Arrowhead Stadium • Kansas City

Weather: 26°, Cloudy, Wind Chill 14° E 15 mph • Attendance 72,190 • Time 2:52



The Ravens beat the host Chiefs, 30-7, in the Wild Card Playoff round at New Arrowhead Stadium. Baltimore's offense set team playoff marks for total yards (390), passing yards (248) and first downs (26), while the defense turned over Kansas City five times, limiting the Chiefs to just 161 yards and 1-of-8 on third down. After taking a 3-0, first-quarter lead, the Ravens fell behind (7-3) on a 41-yard RB Jamaal Charles touchdown sprint. Baltimore took a 10-7 halftime lead when RB Ray Rice caught a 9-yard TD pass from QB Joe Flacco with 19 seconds left in the second quarter. K Billy Cundiff added 2 more FGs (29 and 29 yards), and Flacco threw a 4-yard TD toss to WR Anquan Boldin for a 23-7, third-quarter advantage. RB Willis McGahee added a 25-yard TD run in the fourth quarter for the Ravens' final TD. TE Todd Heap was spectacular, catching a career-high 10 passes (108 yards). Boldin and Rice each caught 5 passes, helping Flacco complete 25 of 34 for 265 yards, 2 TDs and a 115.4 QB rating. The Ravens became the NFL's only team to advance to the Divisional round and win a playoff game each of the last three seasons. Baltimore allowed the third-fewest total yards (161) in franchise postseason history, while the 53 net passing yards allowed set a Ravens' record (14th fewest in NFL postseason history). The Ravens' 5 take-aways also tied a team playoff record. Baltimore held the ball for 41:44 in the victory.

BALTIMORE RAVENS

OFFENSE

WR 85 D. Mason
LT 74 M. Oher
LG 66 B. Grubbs
C 77 M. Birk
RG 65 C. Chester
RT 73 M. Yanda
TE 86 T. Heap
TE 79 T. Moell
WR 81 A. Boldin
QB 5 J. Flacco
RB 27 R. Rice

KANSAS CITY CHIEFS

OFFENSE

WR 82 D. Bowe
LT 76 B. Albert
LG 54 B. Waters
C 62 C. Wiegmann
RG 65 R. Lija
RT 67 B. Richardson
TE 45 L. Pope
TE 81 T. Moeaki
TE 85 J. O'Connell
QB 7 M. Cassel
RB 20 T. Jones

DEFENSE

DT 92 H. Ngata
NT 97 K. Gregg
DE 93 C. Redding
RUSH 55 T. Suggs
WILL 53 J. McClain
MIKE 52 R. Lewis
SAM 95 J. Johnson
LCB 25 C. Carr
SS 26 D. Landry
FS 20 E. Reed
RCB 37 J. Wilson

DEFENSE

LDE 90 S. Smith
NT 95 R. Edwards
RDE 72 G. Dorsey
LOLB 50 M. Vrabel
LILB 59 J. Belcher
RILB 56 D. Johnson
ROLB 91 T. Hali
LCB 24 B. Flowers
RCB 39 B. Carr
SS 29 E. Berry
FS 23 K. Lewis

OFFICIALS – Referee: Mike Carey (94), Umpire: Richard Hall (49), Head Linesman: Dana McKenzie (8), Line Judge: Tim Podraza (47), Side Judge: Rick Patterson (15), Field Judge: Buddy Horton (82), Back Judge: Kirk Dorman (6)

	1	2	3	4	OT	TOTAL	FIELD GOALS - made () & missed
BALTIMORE	3	7	13	7	0	30	B. Cundiff (19, 29, 29)
KANSAS CITY	7	0	0	0	0	7	None

TEAM	QTR	TIME	PLAY DESCRIPTION (extra point)	DRIVE	SCORE
Ravens	1	9:01	B. Cundiff 19 yd. Field Goal	14-69, 5:59	3-0
Chiefs	1	2:09	J. Charles 41 yd. run (R. Succop kick)	2-46, 0:49	3-7
Ravens	2	0:19	R. Rice 9 yd. pass from J. Flacco (B. Cundiff kick)	11-80, 5:30	10-7
Ravens	3	6:36	B. Cundiff 29 yd. Field Goal	7-51, 3:02	13-7
Ravens	3	4:20	B. Cundiff 29 yd. Field Goal	4-6, 1:20	16-7
Ravens	3	0:27	A. Boldin 4 yd. pass from J. Flacco (B. Cundiff kick)	6-31, 2:59	23-7
Ravens	4	4:26	W. McGahee 25 yd. run (B. Cundiff kick)	15-80, 10:20	30-7

TEAM STATISTICS

First Downs (total-rush-pass-penalty)
Total Yards – Plays – Average
Net Yards Rushing – Rushes – Average
Net Yards Passing – Times Thrown – Yds Lost – Gross Pass.
Passes Attempted – Completed – Intercepted
Punts / Number – Average
Penalties / Number – Yards
Fumbles / Number – Lost

RAVENS

26-4-19-3
390-78-5.0
142-40-3.6
248-4-17-265
34-25-0
2-31.0
2-20
3-2

CHIEFS

8-6-2-0
161-40-4.0
108-19-5.7
53-3-17.70
18-9-3
3-51.0
5-40
2-2

INDIVIDUAL STATISTICS

Category	Player	Stats
Rushing	Baltimore:	R. Rice 17-57-0-14LG; W. McGahee 10-44-1-25LG; J. Flacco 7-26-0-13LG; J. Parmele 4-13-0-6LG L. McClain 1-1-0-1LG; D. Stallworth 1-1-0-1LG
	Kansas City:	J. Charles 9-82-1-41LG; T. Jones 5-15-0-10LG; M. Cassel 3-6-0-5LG; D. McCluster 2-5-0-3LG
Receiving	Baltimore:	T. Heap 10-108-0-21LG; A. Boldin 5-64-1-27LG; R. Rice 5-42-1-11LG; W. McGahee 2-10-0-8LG T. Houshmandzadeh 1-28-0-28LG; D. Mason 1-11-0-11LG; E. Dickson 1-2-0-2LG
	Kansas City:	D. McCluster 4-17-0-8LG; T. Moeaki 1-22-0-22LG; J. Charles 1-15-0-15LG; T. Jones 1-8-0-8LG V. Tucker 1-5-0-5LG; K. Curtis 1-3-0-3LG
Passing	Baltimore:	J. Flacco 34-25-265-0-2-28LG
	Kansas City:	M. Cassel 18-9-70-3-0-22LG
Interceptions	Baltimore:	D. Landry 1-9; H. Nakamura 1-3; J. Wilson 1-0
	Kansas City:	None
Sacks	Baltimore:	T. Suggs 2-7; R. Lewis 1-10
	Kansas City:	T. Hali 2-8; J. Belcher 1.5-8; T. Jackson 0.5-1



DIVISIONAL PLAYOFF • STEELERS 31, RAVENS 24

Baltimore (13-5) Pittsburgh (13-4)

Saturday, January 15, 2011 • 4:35 PM ET • Heinz Field • Pittsburgh

Weather: 36°, Cloudy, Wind WSW 17 mph • Attendance 64,879 • Time 3:24



The Ravens had their playoff run stopped in Pittsburgh with a 31-24 loss to the division-rival Steelers. Three third-quarter turnovers proved too costly, and Baltimore couldn't convert a crucial fourth-down pass late in the fourth quarter, sealing the victory for Pittsburgh. After a RB Rashard Mendenhall 1-yard TD run on the Steelers' opening possession, the Ravens scored 21 unanswered points for a 21-7 halftime lead. RB Ray Rice opened the scoring for Baltimore with a 14-yard rushing TD, the third-longest run against Pittsburgh all year. Two plays later, Ben Roethlisberger was dropped by OLB Terrell Suggs, who had 3 sacks, and fumbled. The ball was thought to be an incomplete pass, but no whistle blew, and DE Cory Redding picked up the football and ran untouched into the end zone. The Ravens capitalized on another fumble in the second quarter, when LB Dannell Ellerbe popped Mendenhall on Pittsburgh's 16-yard line, and S Ed Reed recovered. That led to a 4-yard pass from QB Joe Flacco to TE Todd Heap for a score. The Ravens nearly took a fourth-quarter lead when CB/RS Lardarius Webb took a punt 55 yards for a TD, but it was called back by a holding penalty on WR Marcus Smith. Baltimore had to settle for a 24-yard Billy Cundiff FG to knot the score again. Pittsburgh connected for a 58-yard pass play on third-and-19 late in the fourth, which led to the game-winning TD.

BALTIMORE RAVENS

OFFENSE

WR 85 D. Mason
LT 74 M. Oher
LG 66 B. Grubbs
C 77 M. Birk
RG 65 C. Chester
RT 73 M. Yanda
TE 86 T. Heap
TE 83 E. Dickson
WR 81 A. Boldin
QB 5 J. Flacco
RB 27 R. Rice

PITTSBURGH STEELERS

OFFENSE

WR 86 H. Ward
LT 72 J. Scott
LG 68 C. Kemoeatu
C 53 M. Pouncey
RG 73 R. Foster
RT 71 F. Adams
TE 83 H. Miller
RB 34 R. Mendenhall
FB 85 D. Johnson
QB 7 B. Roethlisberger
WR 17 M. Wallace

DEFENSE

DT 92 H. Ngata
NT 97 K. Gregg
DE 93 C. Redding
RUSH 55 T. Suggs
WILL 53 J. McClain
MIKE 52 R. Lewis
SAM 95 J. Johnson
LCB 25 C. Carr
SS 26 D. Landry
FS 20 E. Reed
RCB 37 J. Wilson

DEFENSE

DE 96 E. Hood
NT 98 C. Hampton
DE 99 B. Keisel
LOLB 56 L. Woodley
LILB 51 J. Farris
RILB 94 L. Timmons
ROLB 92 J. Harrison
LCB 20 B. McFadden
FS 25 R. Clark
SS 43 T. Polamalu
RCB 24 I. Taylor

OFFICIALS – Referee: Jeff Tripplette (42), Umpire: Chad Brown (31), Head Linesman: Ed Camp (134), Line Judge: Michael Spanier (90), Side Judge: David Wyatt (16), Field Judge: Craig Wroldstad (4), Back Judge: Don Carey (126)

	1	2	3	4	OT	TOTAL	FIELD GOALS - made () & missed
BALTIMORE	14	7	0	3	-	24	B. Cundiff (24)
PITTSBURGH	7	0	14	10	-	31	S. Suisham 43WL (35)

TEAM	QTR	TIME	PLAY DESCRIPTION (extra point)	DRIVE	SCORE
Steelers	1	6:18	R. Mendenhall 1 yd. run (S. Suisham kick)	10-80, 6:04	0-7
Ravens	1	1:20	R. Rice 14 yd. run (B. Cundiff kick)	10-68, 4:58	7-7
Ravens	1	0:53	C. Redding 13 yd. fumble return (B. Cundiff kick)		14-7
Ravens	2	5:43	T. Heap 4 yd. pass from J. Flacco (B. Cundiff kick)	6-16, 3:02	21-7
Steelers	3	9:11	H. Miller 9 yd. pass from B. Roethlisberger (S. Suisham kick)	2-23, 0:53	21-14
Steelers	3	1:21	H. Ward 8 yd. pass from B. Roethlisberger (S. Suisham kick)	4-25, 2:17	21-21
Steelers	4	12:15	S. Suisham 35 yd. Field Goal	8-6, 3:49	21-24
Ravens	4	3:54	B. Cundiff 24 yd. Field Goal	5-23, 2:01	24-24
Steelers	4	1:33	R. Mendenhall 2 yd. run (S. Suisham kick)	11-65, 2:21	24-31

TEAM STATISTICS

First Downs (total-rush-pass-penalty)
Total Yards – Plays – Average
Net Yards Rushing – Rushes – Average
Net Yards Passing – Times Thrown – Yds Lost – Gross Pass.
Passes Attempted – Completed – Intercepted
Punts / Number – Average
Penalties / Number – Yards
Fumbles / Number – Lost

RAVENS

12-2-8-2
126-53-2.4
35-18-1.9
91-5-34-125
30-16-1
4-53.8
6-74
2-2

STEELERS

21-7-11-3
263-69-3.8
71-31-2.3
192-6-34-226
32-19-0
4-48.5
9-93
2-2

INDIVIDUAL STATISTICS

Category	Player	Stats
Rushing	Baltimore:	R. Rice 12-32-1-14LG; W. McGahee 4-4-0-2LG; J. Flacco 2-(-1)-0-0LG
	Pittsburgh:	R. Mendenhall 20-46-2-14LG; M. Moore 2-12-0-7LG; B. Roethlisberger 6-11-0-6LG; I. Redman 1-4-0-4LG; M. Wallace 2-(-2)-0-4LG
Receiving	Baltimore:	R. Rice 7-32-0-8LG; T. Heap 3-43-1-21LG; T. Houshmandzadeh 3-38-0-16LG
	Pittsburgh:	W. McGahee 2-14-0-10LG; A. Boldin 1-(-2)-0-(-2)LG H. Miller 5-39-1-13LG; E. Sanders 4-54-0-17LG; A. Brown 3-75-0-58LG H. Ward 3-25-1-12LG; M. Wallace 3-20-0-20LG; R. Mendenhall 1-13-0-13LG
Passing	Baltimore:	J. Flacco 30-16-125-1-1-21LG
	Pittsburgh:	B. Roethlisberger 32-19-226-0-2-58LG
Interceptions	Baltimore:	None
	Pittsburgh:	R. Clark 1-17
Sacks	Baltimore:	T. Suggs 3-18; H. Nakamura 1-3; P. Kruger .5-4.5; D. Landry .5-2; H. Ngata .5-2; C. Redding .5-4.5
	Pittsburgh:	J. Harrison 3-21; E. Hood 1-8; L. Woodley 1-5



2010 GAME SUMMARIES



– PLAYER BIOS –

QUARTERBACKS

10

MARC BULGER

QUARTERBACK | 6-3 | 208

COLLEGE: WEST VIRGINIA HS: CENTRAL CATHOLIC (PITTSBURGH, PA) BORN: 4/5/77, PITTSBURGH, PA
 EXP. (NFL/RAVENS): 10/1 GP/GS (PLAYOFFS): 96/95 (3/3)

2010 SEASON HIGHLIGHTS:

- Was active, but did not play in any games

2010 POSTSEASON:

- Was active, but did not play in the **Divisional Playoff Game at Pit. (1/15/11)** and the **Wild Card Game at KC (1/9/11)**

CAREER HIGHLIGHTS:

- Surpassed 20,000 career passing yards in 81 games (at SF - 11/16/08), becoming the fifth-fastest quarterback in NFL history to reach 20,000 passing yards behind Dan Marino (74), Kurt Warner (76), Peyton Manning (78) and Daunte Culpepper (80)
- Finished his Rams career ranking first in franchise history in completions (1,969), second in passing yards (22,814), completion percentage (62.1) and passer rating (84.4), and third in TD passes (122) and attempts (3,171)

- Completed 1,969 of 3,171 passes (62.1%) for 22,814 yards, 122 TDs and 93 INTs, producing an 84.4 QB rating
- Has 27 career regular season games of at least 300 yards passing and 10 come-from-behind wins (including postseason) in his career
- Threw 249 consecutive pass attempts without an INT, the sixth-longest streak in NFL history (11/13/05-10/15/06)

CAREER HONORS:

- Two-time Pro Bowler (2003, 2006)
- Pro Bowl MVP (2003)
- NFL Offensive Player of the Week (Week 6, 2002)
- NFC Offensive Player of the Week (Week 12, 2008)

10 MARC BULGER

REGULAR SEASON

PASSING

Year	Team	GP	GS	Att	Cmp	Yds	Cmp%	Yds/Att	TD	Int	LG	Sack/Lost	QB Rating
2001	St. Louis	0	0	0	0	0	0.0	0.0	0	0	0	0/0	0.0
2002	St. Louis	7	7	214	138	1,826	64.5	8.5	14	6	58	12/102	101.5
2003	St. Louis	15	15	532	336	3,845	63.2	7.2	22	22	48	37/288	81.4
2004	St. Louis	14	14	485	321	3,964	66.2	8.2	21	14	56	41/302	93.7
2005	St. Louis	8	8	287	192	2,297	66.9	8.0	14	9	57t	26/188	94.4
2006	St. Louis	16	16	588	370	4,301	62.9	7.3	24	8	67t	49/366	92.9
2007	St. Louis	12	12	378	221	2,392	58.5	6.3	11	15	40	37/269	70.3
2008	St. Louis	15	15	440	251	2,720	57.0	6.2	11	13	80t	38/263	71.4
2009	St. Louis	9	8	247	140	1,469	56.7	5.9	5	6	50	14/85	70.7
2010	Baltimore	0	0	0	0	0	0.0	0.0	0	0	0	0/0	0.0
Totals		96	95	3,171	1,969	22,814	62.1	7.2	122	93	80t	254/1,863	84.4

Additional Statistics: Has 4 receptions for 21 yards.

Has 118 rushes for 300 yards and 8 TDs. His single-season highs came 2003 when he ran 29 times for 75 yards (second highest) and 4 TDs.

CAREER SINGLE-GAME HIGHS (REGULAR SEASON)

Most Attempts:

62 (10/2/05 at NYG)

Most Yards Passing:

453 (11/10/02 vs. SD)

Long Pass:

80t (11/2/08 vs. Ari.)

Most Completions:

40 (10/2/05 at NYG)

Most Touchdowns:

4 2 times (last: 12/24/06 vs. Was.)

POSTSEASON

PASSING

Year	Team	GP	GS	Att	Cmp	Yds	Cmp%	Yds/Att	TD	Int	LG	Sack/Lost	QB Rating
2003	St. Louis	1	1	46	27	332	58.7	7.22	0	3	28	2/16	53.9
2004	St. Louis	2	2	67	41	612	61.2	9.13	4	2	57t	9/56	98.6
2010	Baltimore	0	0	0	0	0	0.0	0.0	0	0	0	0/0	0.0
Totals		3	3	113	68	944	60.2	8.4	4	5	57t	11/72	80.4

5

JOE FLACCO

QUARTERBACK | 6-6 | 238

COLLEGE: DELAWARE

HS: AUDUBON (NJ)

BORN: 1/16/85, VOORHESS, NJ

EXP. (NFL/RAVENS): 3/3

GP/GS (PLAYOFFS): 48/48 (7/7)

2010 SEASON HIGHLIGHTS: Started all 16 games for the third consecutive season, completing 62.6% of his passes (306 of 489) and setting career highs with 3,622 passing yards, 25 TDs and a 93.6 QB rating...Became the Ravens' all-time leader in every major passing category in 2010: yards (10,206), TD passes (60), completions (878) and attempts (1,416)

- Became the first player in Ravens history to throw for 10,000 yards (finished the game with 10,081), completing 63.2% of his passes for 102 yards and 2 TDs in the 20-10 victory in **game 15 at Cle. (12/26)**...He became the sixth player in NFL history to throw for 10,000 yards in his first three seasons
- Passed Vinny Testaverde for the most TD passes in franchise history when he threw his 52nd-career TD pass (finished the game with 53 career TD passes) in the 17-10 win in **game 11 vs. TB (11/28)**...Was 25-of-35 (71%) for 289 yards and 2 TDs for a 103.2 QB rating, his fifth 100-plus rating in his last six games (posted a 99.5 rating against Atlanta)
- Passed Kyle Boller (746) for the most pass completions in franchise history with his 754th completion when he completed 22 of 34 for 215 yards, 3 TDs and an INT in **game 9 at Atl. (11/11)**...Led TD scoring drives of 65, 75 and 72 in the second half against the Falcons
- Completed 16 of 31 passes for 250 yards, 3 TDs and no INTs for a 111.0 QB rating in the 37-34 overtime victory in **game 7 vs. Buf. (10/24)**...Led the Ravens on seven scoring drives, including three of 50 yards or more against the Bills
- Completed a career-high 77.1% of his passes - min. 25 completions - (27 of 35) for 285 yards, 2 TDs and no INTs for a 119.3 QB rating in **game 6 at NE (10/17)**...With his 285 yards, Flacco became the Ravens' all-time leading passer (7,985 yards in 38 career games), surpassing Kyle Boller (7,846)
- Led the Ravens to his sixth-career fourth-quarter or overtime comeback victory, throwing a TD pass to T.J. Houshmandzadeh with 32 seconds remaining for the 17-14 victory in **game 4 at Pit. (10/3)**...Flacco completed 64.9% of his passes for 256 yards, 1 TD and 1 INT against the Steelers

2010 POSTSEASON: Started both postseason games and completed 64.1% of his passes (41 of 64) for 390 yards, 3 TDs and 1 INT for a 90.0 QB rating

- Set postseason franchise records in several categories, completing 73.5% of his passes (25 of 34) for 265 yards, 2 TDs and no INTs for a 115.4 QB rating in the 30-7 victory in the **Wild Card Game at KC (1/9/11)**...Also rushed 7 times for 26 yards while leading the Ravens on six scoring drives, including four in the second half

CAREER HIGHLIGHTS:

- Is the Ravens' all-time leading passer in yards (10,206), TD passes (60), completions (878) and attempts (1,416) and is second in completion percentage (62.0)
- His 55 NFL starts (including playoffs) are the most in the first three seasons by a QB in NFL history
- Flacco is just the third starting QB since the 1970 AFL-NFL merger to reach the playoffs in his first three NFL seasons...Joined Ben Bernie Kosar and Dan Marino
- Became the first rookie QB in NFL history to win two playoff games in the 2008 Divisional Playoff win at Ten. (1/10/09)
- The tandem of John Harbaugh and Flacco, which in 2008 set the NFL record for most wins ever (13, including playoffs) by a rookie head coach starting a rookie QB, now own the league mark for earning the playoffs in their first three seasons
- Set career highs in attempts (499), completions (315), completion percentage (63.1) in 2009 and in yards (3,622), TDs (25) and QB rating (93.6) in 2010, leading the Ravens to the playoffs for the third-consecutive season
- Set the Ravens' single-season record for completion percentage (63.1) in 2009 and QB rating (93.6) in 2010, while his 25 passing TDs and 3,622 passing yards in 2010 rank as the second-most in Ravens single-season history
- Ravens set a franchise record for fewest turnovers with 20 (10 INTs and 10 fumbles lost) in 2010

CAREER HONORS:

- Named to *USA Today's* All-Joe Team (players who are critical to their team, but don't receive Pro Bowl nods) in 2009
- Named the 2008 Diet Pepsi Rookie of the Year (NFL.com fan vote)
- NFL Offensive Rookie of the Month (November, 2008)
- AFC Rookie of the Week (Week 17, 2008)

5 JOE FLACCO

2010

Game-by-Game Statistics

Ravens

Passing

Date/Opp.	Att.	Comp.	Yards	Pct.	Att.	TD	Int.	LG	Sack/Yds	Rtg	Rushing				
											Att.	Yds	Avg.	LG	TD
9/13 @ NYJ	38	20	248	52.6	6.53	0	1	38	2/15	62.2	4	2	0.5	1	0
9/19 @ Cin.	39	17	154	43.6	3.95	1	4	31	1/4	23.8	3	9	3.0	8	0
9/26 vs. Cle.	31	22	262	71.0	8.45	3	0	34	0/0	128.7	4	-4	-1.0	-1	0
10/3 @ Pit.	37	24	256	64.9	6.92	1	1	40	1/6	82.7	2	1	0.5	2	0
10/10 vs. Den.	25	14	196	56.0	7.84	0	0	58	1/14	81.4	5	20	4.0	9	1
10/17 @ NE	35	27	285	77.1	8.14	2	0	25	3/7	119.3	2	5	2.5	5	0
10/24 vs. Buf.	31	16	250	51.6	8.06	3	0	36	2/21	111.0	2	-1	-0.5	0	0
11/7 vs. Mia.	27	20	266	74.1	9.85	2	0	34	4/23	129.6	4	7	1.8	7	0
11/11 @ Atl.	34	22	215	64.7	6.32	3	1	24	2/11	99.5	3	13	4.3	13	0
11/21 @ Car.	33	24	301	72.7	9.12	1	0	56t	3/23	110.8	1	0	0.0	0	0
11/28 vs. TB	35	25	289	71.4	8.26	2	1	65t	4/32	103.2	3	-2	-0.7	0	0
12/5 vs. Pit.	33	17	266	51.5	8.06	1	0	67	4/40	88.7	3	15	5.0	14	0
12/13 @ Hou.	33	22	235	66.7	7.12	2	0	26t	5/45	107.5	0	0	0.0	0	0
12/19 vs. NO	20	10	172	50.0	8.60	2	0	42	3/24	112.9	1	2	2.0	2	0
12/26 @ Cle.	19	12	102	63.2	5.37	2	1	22	1/5	90.2	3	16	5.3	13	0
1/2/11 vs. Cin.	19	14	125	73.7	6.58	0	1	37	4/24	69.0	3	1	0.3	3	0
Totals	489	306	3,622	62.6	7.41	25	10	67	40/294	93.6	43	84	2.0	14	1

Playoffs

1/9/11 @ KC	34	25	265	73.5	7.79	2	0	28	4/17	115.4	7	26	3.7	13	0
1/15/11 @ Pit.	30	16	125	53.3	4.17	1	1	21	5/34	61.1	2	-1	-0.5	0	0
Totals	64	41	390	64.1	6.09	3	1	28	9/51	90.0	9	25	2.8	13	0

5 JOE FLACCO

REGULAR SEASON

PASSING

Year	Team	GP	GS	Att	Cmp	Yds	Cmp%	Yds/Att	TD	Int	LG	Sack/Lost	QB Rating
2008	Baltimore	16	16	428	257	2,971	60.0	6.94	14	12	70t	32/276	80.3
2009	Baltimore	16	16	499	315	3,613	63.1	7.24	21	12	72t	36/218	88.9
2010	Baltimore	16	16	489	306	3,622	62.6	7.41	25	10	67	40/294	93.6
Totals		48	48	1,416	878	10,206	62.0	7.21	60	34	72t	108/788	87.9

CAREER SINGLE-GAME HIGHS (REGULAR SEASON)

Most Attempts:

47 (10/4/09 at NE)

Most Yards Passing:

385 (10/18/09 at Min.)

Longest Gain:

72t (9/27/09 vs. Cle.)

Most Completions:

28 2 times (last: 10/18/09 at Min.)

Most Touchdowns:

4 (12/20/09 vs. Chi.)

RUSHING

Year	Team	GP	GS	No.	Yds.	Avg.	LG	TD
2008	Baltimore	16	16	52	180	3.5	38t	2
2009	Baltimore	16	16	35	56	1.6	10	0
2010	Baltimore	16	16	43	84	2.0	14	1
Totals		48	48	130	320	2.5	38t	3

Additional Statistics: Has 1 reception for 43 yards (10/26/08 vs. Oak.)

POSTSEASON

PASSING

Year	Team	GP	GS	Att	Cmp	Yds	Cmp%	Yds/Att	TD	Int	LG	Sack/Lost	QB Rating
2008	Baltimore	3	3	75	33	437	44.0	5.83	1	3	48t	3/16	50.8
2009	Baltimore	2	2	45	24	223	53.3	4.96	0	3	27	1/6	39.4
2010	Baltimore	2	2	64	41	390	64.1	6.09	3	1	28	9/51	90.0
Totals		7	7	184	98	1,050	53.3	5.71	4	7	48t	13/73	61.6

RUSHING

Year	Team	GP	GS	No.	Yds.	Avg.	LG	TD
2008	Baltimore	3	3	12	5	0.4	5t	1
2009	Baltimore	2	2	7	7	1.0	7	0
2010	Baltimore	2	2	9	25	2.8	13	0
Totals		7	7	28	37	1.3	13	1

RAVENS RANTS: QB JOE FLACCO

THE FRANCHISE LEADER



In his third NFL season, QB Joe Flacco became the franchise's all-time leading passer, also setting career highs with 3,622 passing yards and 25 TDs in 2010. Flacco surpassed the 10,000-yard career milestone and produced back-to-back 3,000-yard seasons, which is a Ravens' franchise first.

RAVENS ALL-TIME PASSING LEADERS (Franchise History)

Rk.	Player	G	Att	Cmp	Pct	Yards	TD	INT	Rate
1.	Joe Flacco	48	1,416	878	62.0	10,206	60	34	87.9
2.	Kyle Boller	53	1,311	746	56.9	7,846	45	44	71.9
3.	V. Testaverde	29	1,019	596	58.5	7,148	51	34	82.8
4.	S. McNair	22	673	428	63.6	4,163	18	16	79.9
5.	Tony Banks	24	594	319	53.7	3,714	25	16	75.7

FLACCO IN TOP TIER

QB Joe Flacco produced the best season of his career in 2010, passing for a career-high 3,622 yards and 25 TDs. Over the final 14 games, he was the NFL's No. 2-rated passer (103.4), throwing 24 TDs and just 5 INTs (Ravens were 11-3 in those contests). Flacco's 93.6 overall rating in 2010 ranked seventh in the league.

NFL'S BEST PASSER RATINGS (Since Week 3 / Final 14 Games)

Rk.	Player	Rec.	Att.	Cmp.	Pct.	Yards	TD	INT	Rate
1.	Tom Brady	13-1	421	279	66.3	3,394	31	2	113.5
2.	Joe Flacco	11-3	412	269	65.3	3,220	24	5	103.4
3.	Aaron Rodgers	8-5	415	274	66.0	3,479	24	9	102.3

Flacco Quick Hit:

- Flacco owns a franchise-record 19 100-plus single-game passer ratings.

STRINGING TOGETHER

In 2010, QB Joe Flacco completed 137 consecutive passes without throwing an INT from Oct. 10-Nov. 11, the third-longest streak in team history. He now owns the third-, fourth- and fifth-best marks.

CONSECUTIVE PASSES WITHOUT AN INTERCEPTION (Ravens Franchise History)

Quarterback	Passes	Year(s)
Eric Zeier	175	1997-98
Steve McNair	162	2006
Joe Flacco	137	2010
Joe Flacco	124	2008
Joe Flacco	123	2010

JOE RED HOT AT HOME

Dating back to 2009, the Ravens have won 10 of 11 home games, and in those contests, QB Joe Flacco has posted a 108.6 QB rating (the NFL's fourth-best home mark since 11/29/09). In 2010, he had a 104.4 rating at home (13 TDs and 2 INTs), the NFL's fourth best.

NFL HOME RECORDS & PASSER RATINGS (Since Nov. 29, 2009)

Rk.	Player	Rec.	Att.	Cmp.	Pct.	Yards	TD	INT	Rate
1.	Tom Brady	10-0	285	196	68.8	2,375	23	3	116.6
2.	Philip Rivers	9-2	328	227	69.2	2,952	24	9	110.2
3.	Aaron Rodgers	9-1	305	200	65.6	2,764	23	8	108.7
4.	Joe Flacco	9-1	305	195	63.9	2,579	19	2	108.6

SUCCESS EARLY ON

Including postseason, Joe Flacco has produced 36 career victories (32 in the regular season). Tied with Dan Marino, he owns the most total wins by a starting QB in his first three seasons in NFL history.

MOST TOTAL WINS AS STARTING QB / FIRST THREE SEASONS (Since 1970 / Including Playoffs)

Quarterback	Wins	Starting Season
Joe Flacco	36	2008
Dan Marino	36	1983
Ben Roethlisberger	34	2004
Matt Ryan	33	2008

Quick Hits:

- Flacco has four career playoff victories (4-3 record), while Ryan, who was also selected in the first round of 2008's draft, is 0-2 in the postseason.

THREE STRAIGHT FOR JOE

Starting in their rookie year, only three QBs in NFL history have started a playoff game in each of their first three seasons. QB Joe Flacco is one of those players, joining Cleveland's Bernie Kosar (1985-87) and Miami's Dan Marino (1983-85) in the elite postseason group. Flacco owns a 4-2 playoff record.

JOE COOL

In 2010, QB Joe Flacco passed for a career-high 3,622 yards and 25 TDs. In Week 14 at Houston, he eclipsed the 3,000-yard and 20-TD milestone, becoming the first Ravens QB to produce back-to-back 3,000 campaigns and just the second ever in Baltimore football history (Colts' Bert Jones, 1980-81). (Not even Johnny Unitas accomplished the impressive feat.)

SINGLE-SEASON PASSING YARDS (Ravens History)

Rk.	Player (Year)	Cmp-Att	Pct.	Yards	TD	INT	Rate
1.	V. Testaverde ('96)	325-549	59.2	4,177	33	19	88.7
2.	Joe Flacco ('10)	306-489	62.6	3,622	25	10	93.6
3.	Joe Flacco ('09)	315-499	63.1	3,613	21	12	88.9

FLACCO FAST FACTS

MOST WINS BY STARTING QBs (Since 2008 / Including Playoffs)

Rk.	Player	Record
1.	Peyton Manning	38-15
2.	Joe Flacco	36-19
3.	Drew Brees	35-16
	Ben Roethlisberger	35-14

- In the Ravens' last 30 regular season wins (dating back to 2008), Flacco has 43 TD passes and 8 INTs for a 102.4 QB rating on 528-of-821 passing (64.3%).

- Baltimore is 22-3 when Flacco produces at least a 95 rating (and 12-1 when he's at 110.0 or better).

- Flacco posted a 129.6 passer rating in Week 9 vs. Miami, falling short of his personal-best 135.6 against Chicago last season (12/20). In Week 3 vs. Cleveland this season, Flacco posted a 128.7 QB rating, now the third-best mark of his career.

- Flacco's 14 straight pass completions in the 2009 Week 8 win over Denver set a franchise record, breaking the previous streak of 12, which he also set (10/5/08 at Indianapolis).

- The Ravens are 14-4 when WR Derrick Mason and Flacco connect for a TD pass.

JOE FLACCO GAME-WINNING DRIVES

GAME-WINNING DRIVES IN FOURTH QUARTER OR OVERTIME

<u>Date/Opp.</u>	<u>Drive Length</u>	<u>Scoring Play</u>	<u>Time Left</u>	<u>Score</u>
11/2/08 at Cle.	5 plays, 59 yards in 1:54	Stover 22-yard field goal	5:36	30-27
1/10/09 at Ten. (D)	9 plays, 51 yards in 3:30	Stover 43-yard field goal	0:53	13-10
9/13/09 vs. KC	8 plays, 74 yards in 3:15	Clayton 31-yard pass from Flacco	2:06	38-24
11/29/09 vs. Pit.	6 plays, 17 yards in 3:23	Cundiff 29-yard field goal	6:42 (OT)	20-17
9/26/10 vs. Cle.	10 plays, 69 yards in 5:41	Boldin 27-yard pass from Flacco	9:13	21-17
10/3/10 at Pit.	4 plays, 40 yards in 0:36	Houshmandzadeh 18-yard pass from Flacco	0:32	17-14

FIRST-ROUND FINDS

Since moving to Baltimore in 1996, the Ravens, led by GM Ozzie Newsome, have had 15 drafts and selected 16 players in the first round (traded away 2010 first-rounder). These picks have earned an amazing 46 combined Pro Bowls and several All-Rookie honors:

RAVENS FIRST-ROUND DRAFT PICKS

<u>Year</u>	<u>Name</u>	<u>Pick</u>	<u>Pro Bowls</u>
1996	T Jonathan Ogden*	4	11
1996	LB Ray Lewis*	26	12
1997	LB Peter Boulware*	4	4
1998	CB Duane Starks*	10	
1999	CB Chris McAlister*	10	3
2000	RB Jamal Lewis*	5	1
2000	WR Travis Taylor	10	
2001	TE Todd Heap*	31	2
2002	S Ed Reed*	24	7
2003	OLB Terrell Suggs*	10	4
2003	QB Kyle Boller	19	
2005	WR Mark Clayton*	22	
2006	DT Haloti Ngata*	12	2
2007	G Ben Grubbs*	29	
2008	QB Joe Flacco[^]	18	
2009	T Michael Oher*	23	

* All-Rookie Team performer [^] Diet Pepsi Rookie of the Year (NFL.com Fan Vote)

Late-Round Success Quick Hit:

• The Ravens have found gems late in the first round, including LB Ray Lewis (26th), TE Todd Heap (31st), S Ed Reed (24th), G Ben Grubbs (29th) and T Michael Oher (23rd).

TOUGH TANDEM

John Harbaugh and Joe Flacco once again set an NFL record when they became the first rookie head coach starting a rookie quarterback (in 2008) to earn the playoffs in their initial three seasons together (2008-10).

Harbaugh and Flacco also set the NFL record in 2008 for most combined wins (13) by a rookie head coach and rookie QB combo.

MOST WINS / TEAMS WITH ROOKIE HC & QB (NFL Single-Season History)

<u>Team</u>	<u>Rookie Head Coach/Rookie QB</u>	<u>Wins</u>
2008 Ravens	John Harbaugh/Joe Flacco	13*
2008 Falcons	Mike Smith/Matt Ryan	11
2009 Jets	Rex Ryan/Mark Sanchez	10**
1995 Panthers	Dom Capers/Kerry Collins	7

* Includes 2 playoff wins ** Sanchez had 8 reg. season & 2 playoff wins

THE GAME-WINNER



In Week 4 at Pittsburgh, QB Joe Flacco found WR T.J. Houshmandzadeh for an 18-yard TD with 32 seconds left. The late-game heroics secured a 17-14 victory, the Ravens' first in Pittsburgh since 2006. It also marked head coach John Harbaugh and Flacco's first victory at Heinz Field. Additionally, Housh's catch was the 41st TD of his career and his first in a Ravens' uniform.

WINNING WAYS

Starting in their rookie year, only three QBs in NFL history have started a playoff game in each of their first three seasons. QB Joe Flacco is one of those players, joining Cleveland's Bernie Kosar (1985-87) and Miami's Dan Marino (1983-85) in the elite postseason group. Flacco owns a 4-3 playoff record.

STARTING QUARTERBACKS TO MAKE PLAYOFFS IN THEIR FIRST THREE SEASONS (Starting with Rookie Season)

<u>Quarterback</u>	<u>Seasons</u>	<u>Regular Season Record</u>	<u>Playoff Record</u>
Dan Marino	1983-85	33-10	3-3
Joe Flacco	2008-10	32-16	4-3
Bernie Kosar	1985-87	26-14	2-3

RECORD-SETTING WILD CARD

In the 30-7 Wild Card win at Kansas City (1/9/11), QB Joe Flacco set Ravens playoff game records with 25 completions, 265 yards passing and 2 TDs (on 34 attempts), also producing a franchise postseason-record 115.4 passer rating. Flacco produced his fourth-career playoff win and tied Dan Marino for the most combined victories (36) by a QB in his first three NFL seasons (Flacco owns a 32-16 regular season record).

PLAYOFF ROAD WARRIOR

Flacco now owns four career road playoff victories, which tie for the most by a QB in NFL history:

ROAD PLAYOFF VICTORIES BY QBs / NFL HISTORY

<u>Quarterback</u>	<u>Playoff Road Wins</u>
Joe Flacco	4
Len Dawson	4
Jake Delhomme	4
Mark Sanchez	4
Roger Staubach	4

RUNNING BACKS

33

LE'RON McCLAIN

FULLBACK | 6-0 | 260

COLLEGE: ALABAMA

HS: TUSCALOOSA COUNTY (NORTHPORT, AL)

BORN: 12/27/84, FORT WAYNE, IN

EXP. (NFL/RAVENS): 4/4

GP/GS (PLAYOFFS): 63/54 (7/5)

2010 SEASON HIGHLIGHTS: Saw action in 15 games, including 13 starts, and helped protect QB Joe Flacco, allowing him to complete 62.6% of his passes (306 of 489) and set career highs with 3,622 passing yards, 25 TDs and a 93.6 QB rating...Also carried the ball 28 times for 85 yards and pulled in 21 receptions for 134 yards

- Helped pave the way for the Ravens to rush for 161 yards, averaging 4.2 yards per carry, in the 20-10 victory in **game 15 at Cle. (12/26)**...Also helped protect QB Joe Flacco, allowing him to complete 63.2% of his passes for 102 yards and 2 TDs... Also carried the ball 2 times for 19 yards and had 1 reception for 5 yards against the Browns
- Helped pave the way for the Ravens to rush for 208 yards and RB Ray Rice to produce a career-high 233 yards from scrimmage (153 rushing and 80 receiving) in the 30-24 victory in **game 14 vs. NO (12/19)**
- Helped pave the way for the Ravens to post 378 total yards (278 passing and 100 rushing), carried the ball twice for 5 yards and had 2 receptions for 11 yards in the 37-13 win in **game 10 at Car. (11/21)**
- Helped pave the way for the Ravens to run for 233 yards, averaging 5.0 yards per carry, rushing for 4 TDs and a franchise-record 17 first downs on the ground in the 31-17 victory in **game 5 vs. Den. (10/10)**

2010 POSTSEASON: Saw action in both playoff games and helped protect QB Joe Flacco, allowing him to complete 64.1% of his passes (41 of 64) for 390 yards, 3 TDs and 1 INT for a 90.0 QB rating

- Subbed (Ravens began the game in a two-TE set) and helped protect QB Joe Flacco, allowing him to complete 73.5% of his passes (25 of 34) for 265 yards, 2 TDs and no INTs for a 115.4 QB rating in the 30-7 victory in the **Wild Card Game at KC (1/9/11)**

CAREER HIGHLIGHTS:

- Led the team with career highs in every rushing category, posting 232 rushing attempts for 902 yards (eighth in AFC), 10 TDs (T-third AFC), including tying a franchise-record long with an 82-yard TD scamper in 2008
- McClain's 66 points in 2008 tied for fifth in the AFC and 13th in the NFL among non-kickers

CAREER HONORS:

- Two-time Pro Bowler (2008-09)
- Associated Press* first-team All-Pro (2008)
- Associated Press* second-team All-Pro (2009)

33 LE'RON McCLAIN

REGULAR SEASON

Year	Teams	GP	GS	RUSHING					RECEIVING				
				No.	Yds.	Avg.	LG	TD	No.	Yds.	Avg.	LG	TD
2007	Baltimore	16	11	8	18	2.3	4	0	9	55	6.1	13t	1
2008	Baltimore	16	16	*232	*902	3.9	82t	*10	19	123	6.5	25	1
2009	Baltimore	16	14	46	180	3.9	20	2	21	141	6.7	19	0
2010	Baltimore	15	13	28	85	3.0	16	0	21	134	6.4	19	0
Totals		63	54	314	1,185	3.8	82t	12	70	453	6.5	25	2

*Led Team

SPECIAL TEAMS TACKLES (13): 2007 (12); 2008 (0); 2009 (1); 2010 (0)

Additional Statistics: Has 1 KOR for 17 yards at Min. (10/18/09)

CAREER SINGLE-GAME HIGHS (REGULAR SEASON)

RUSHING

Carries:

25 2 times (last: 12/28/08 vs. Jax.)

Yardage:

139 (12/20/08 at Dal.)

Long Gain:

82t (12/20/08 at Dal.)

Touchdowns:

2 2 times (last: 12/28/08 vs. Jax.)

RECEIVING

Receptions:

3 4 times (last: 11/16/08 at NYG)

Yardage:

35 (10/24/10 vs. Buf.)

Long Gain:

25 (9/29/08 at Pit.)

Touchdowns:

1 2 times (last: 11/16/08 at NYG)

POSTSEASON

Year	Teams	GP	GS	RUSHING					RECEIVING				
				No.	Yds.	Avg.	LG	TD	No.	Yds.	Avg.	LG	TD
2008	Baltimore	3	3	32	90	2.8	11	1	0	0	0.0	0	0
2009	Baltimore	2	2	6	11	1.8	4	1	1	-4	-4.0	-4	0
2010	Baltimore	2	0	1	1	1.0	1	0	0	0	0.0	0	0
Totals		7	5	39	102	2.6	11	2	1	-4	-4.0	-4	0

Additional Statistics: Returned 2 KO's for 22 yards (Divisional Playoff at Pit., 1/15/11)

2010 Game-by-Game Ravens

Date/Opp.	Rushing					Receiving				
	No.	Yds	Avg.	LG	TD	Rec.	Yds	Avg.	LG	TD
9/13 @ NYJ	4	6	1.5	3	0	0	0	0.0	0	0
9/19 @ Cin.	1	3	3.0	3	0	1	5	5.0	5	0
9/26 vs. Cle.	1	4	4.0	4	0	2	18	9.0	11	0
10/3 @ Pit.	2	7	3.5	5	0	2	13	6.5	10	0
10/10 vs. Den.	5	13	2.6	6	0	2	11	5.5	12	0
10/17 @ NE	3	7	2.3	3	0	1	4	4.0	4	0
10/24 vs. Buf.	0	0	0.0	0	0	2	35	17.5	19	0
11/7 vs. Mia.	5	17	3.4	11	0	0	0	0.0	0	0
11/11 @ Atl.	1	2	2.0	2	0	2	3	1.5	4	0
11/21 @ Car.	2	5	2.5	6	0	2	11	5.5	7	0
11/28 vs. TB	0	0	0.0	0	0	0	0	0.0	0	0
12/5 vs. Pit.	INACTIVE - ANKLE									
12/13 @ Hou.	1	2	2.0	2	0	2	20	10.0	17	0
12/19 vs. NO	0	0	0.0	0	0	0	0	0.0	0	0
12/26 @ Cle.	2	19	9.5	16	0	1	5	5.0	5	0
1/2/11 vs. Cin.	1	0	0.0	0	0	3	4	1.3	6	0
Totals	28	85	3.0	16	0	21	134	6.4	19	0
Playoffs										
1/9/11 @ KC	1	1	1.0	1	0	0	0	0.0	0	0
1/15/11 @ Pit.	0	0	0.0	0	0	0	0	0.0	0	0
Totals	1	1	1.0	1	0	0	0	0.0	0	0

23

WILLIS MCGAHEE

RUNNING BACK | 6-0 | 235

COLLEGE: MIAMI

HS: CENTRAL (MIAMI, FL)

BORN: 10/20/81, MIAMI, FL

EXP. (NFL/RAVENS): 8/4

GP/GS (PLAYOFFS): 105/66 (7/1)

2010 SEASON HIGHLIGHTS: Saw action in 15 games, including 2 starts, and finished second on the team with 100 carries for 380 rushing yards and a team-high 5 rushing TDs (tied with Ray Rice)... Also hauled in 14 receptions for 55 yards and a TD

- Carried the ball 7 times for 53 yards (7.6 avg.) as part of a 208-yard team rushing effort in the 30-24 victory in **game 14 vs. NO (12/19)**
- Played in his 100th-career game, netting 3 receptions for 13 yards, and rushed 4 times for 12 yards in the 17-10 win in **game 11 vs. TB (11/28)**
- Pulled in 3 receptions for 42 yards and a TD and carried the ball 6 times for 24 yards in the 26-10 win in **game 8 vs. Mia. (11/7)**
- Started and carried the ball 11 times for 64 yards (5.8 avg.) and a TD in the 37-34 overtime victory in **game 7 vs. Buf. (10/24)**
- Subbed and carried the ball 10 times for a season-high 67 yards and a TD (30 yards) in the 31-17 victory in **game 5 vs. Den. (10/10)**...Ravens rushed for 233 yards, 4 TDs and a franchise-record 17 rushing first downs

2010 POSTSEASON: Carried the ball 14 times for 48 yards and a TD and pulled in 4 receptions for 24 yards in two playoff games

- Carried the ball 10 times for 44 yards, including a 25-yard TD, in the 30-7 victory in the **Wild Card Game at KC (1/9/11)**... Also pulled in 2 receptions for 10 yards against the Chiefs

CAREER HIGHLIGHTS:

- Ranks third in Ravens franchise history with 2,802 rushing yards and 31 rushing TDs (Jamal Lewis - 7,801 yards and 45 TDs and Ray Rice - 3,013 yards)
- Posted a career-high and Ravens' franchise-record-tying 14 total TDs (84 points) in 2009
- Recorded a career-high 167 yards and 3 TDs, including a career-long-tying 77-yard TD run, at Oak. (1/3/10)
- Led the Ravens with 294 carries for 1,207 yards (fourth in the AFC and eighth in the NFL) in 2007
- Rushed for a career-high 1,247 yards on 325 carries (fifth highest in Bills history) in 2005...Became the fifth player in Buffalo history to post consecutive 1,000-yard seasons and is the quickest player in Bills history to reach the 2,000-yard rushing mark, accomplishing the feat in 26 games

CAREER HONORS:

- Pro Bowler (2007)
- AFC Offensive Player of the Week (Week 17, 2009)

2010 Game-by-Game Ravens

Date/Opp.	Rushing					Receiving				
	No.	Yds	Avg.	LG	TD	Rec.	Yds	Avg.	LG	TD
9/13 @ NYJ	1	-2	-0.3	1t	1	1	-6	-6.0	-6	0
9/19 @ Cin.	3	10	3.3	6	0	0	0	0.0	0	0
9/26 vs. Cle.	7	29	4.1	9	0	0	0	0.0	0	0
10/3 @ Pit.	14	39	2.8	10	1	2	2	1.0	1	0
10/10 vs. Den.	10	67	6.7	30t	1	0	0	0.0	0	0
10/17 @ NE	DID NOT PLAY									
10/24 vs. Buf.	11	64	5.8	25	1	1	10	10.0	10	0
11/7 vs. Mia.	6	24	4.0	14	0	3	42	14.0	32t	1
11/11 @ Atl.	3	8	2.7	5	0	1	-4	-4.0	-4	0
11/21 @ Car.	8	23	2.9	6	0	2	-10	-5.0	-4	0
11/28 vs. TB	4	12	3.0	4	0	3	13	4.3	8	0
12/5 vs. Pit.	7	7	1.0	4	0	0	0	0.0	0	0
12/13 @ Hou.	4	7	1.8	4	1	0	0	0.0	0	0
12/19 vs. NO	7	53	7.6	28	0	0	0	0.0	0	0
12/26 @ Cle.	8	34	4.3	9	0	0	0	0.0	0	0
1/2/11 vs. Cin.	2	5	2.5	7	0	1	8	8.0	8	0
Totals	100	380	3.8	30t	5	14	55	3.9	32t	1
Playoffs										
1/9/11 @ KC	10	44	4.4	25t	1	2	10	5.0	8	0
1/15/11 @ Pit.	4	4	1.0	2	0	2	14	7.0	10	0
Totals	14	48	3.4	25t	1	4	24	6.0	10	0

23 WILLIS MCGAHEE

REGULAR SEASON

Year	Teams	GP	GS	RUSHING					RECEIVING				
				No.	Yds.	Avg.	LG	TD	No.	Yds.	Avg.	LG	TD
2003	Buffalo	0	0	0	0	0.0	0	0	0	0.0	0	0	
2004	Buffalo	16	11	284	1,128	4.0	41	13	22	169	7.7	16	0
2005	Buffalo	16	15	325	1,247	3.8	27	5	28	178	6.4	19	0
2006	Buffalo	14	14	259	990	3.8	57t	6	18	156	8.7	56	0
2007	Baltimore	15	15	*294*	*1,207	4.1	46t	7	43	231	5.4	30	1
2008	Baltimore	13	8	170	671	3.9	77t	7	24	173	7.2	35	0
2009	Baltimore	16	1	109	544	5.0	77t	*12	15	85	5.7	14	2
2010	Baltimore	15	2	100	380	3.8	30t	*5	14	55	3.9	32t	1
Totals		105	66	1,541	6,167	4.0	77t	55	164	1,047	6.4	56	4

*LED TEAM

CAREER SINGLE-GAME HIGHS (REGULAR SEASON)

RUSHING

Carries: 37 (11/12/04 vs. NYJ)

Yardage: 167 (1/3/10 at Oak.)

Long Gain: 77t 2 times (last: 1/3/10 at Oak.)

Touchdowns: 4 (11/28/04 at Sea.)

RECEIVING

Receptions: 7 (10/7/07 at SF)

Yardage: 61 (10/22/06 vs. NE)

Long Gain: 56 (10/22/06 vs. NE)

Touchdowns: 1 4 times (last: 11/7/10 vs. Mia.)

POSTSEASON

Year	Teams	GP	GS	RUSHING					RECEIVING				
				No.	Yds.	Avg.	LG	TD	No.	Yds.	Avg.	LG	TD
2008	Baltimore	3	1	39	154	3.9	48	2	4	26	6.5	11	0
2009	Baltimore	2	0	22	69	3.1	12	1	2	20	10.0	13	0
2010	Baltimore	2	0	14	48	3.4	25t	1	4	24	6.0	10	0
Totals		7	1	75	271	3.6	48	4	10	70	7.0	13	0

RAVENS RANTS: RB WILLIS MCGAHEE

TALKIN' ABOUT WILLIS

RB Willis McGahee, who has 2,802 rushing yards as a Raven, ranks third on Baltimore's all-time rushing chart, while his 31 rushing TDs (including 5 in 2010) rank second. Fellow RB Ray Rice stands No. 2 with 3,013 rushing yards in his three-year career.

RAVENS ALL-TIME RUSHING YARDS (Franchise History)

Rk.	Player	Att.	Yards	Avg.	LG	TDs
1.	Jamal Lewis	1,822	7,801	4.3	82t	45
2.	Ray Rice	668	3,013	4.5	60	12
3.	Willis McGahee	673	2,802	4.2	77t	31
4.	Priest Holmes	459	2,102	4.6	72	10
5.	Chester Taylor	373	1,599	4.3	52	4

RED ZONE THREAT

In 2009, RB Willis McGahee scored a team-high 14 TDs (12 rushing and 2 receiving), tying for fourth in the NFL. The Pro Bowl (2007) back tied the Ravens' single-season record, which is also held by Michael Jackson (1996) and Jamal Lewis (2003).

RAVENS TOUCHDOWNS (Single-Season Records)

Rk.	Player	TDs
1.	Willis McGahee (2009)	14
	Jamal Lewis (2003)	14
	Michael Jackson (1996)	14
4.	Le'Ron McClain (2008)	11
5.	Three Players	9

RAVENS TOUCHDOWNS (All-Time)

Rk.	Player	TDs	Rec.	Rus.
1.	Jamal Lewis	47	2	45
2.	Todd Heap	41	41	0
3.	Willis McGahee	35	4	31
4.	Derrick Mason	29	29	0
5.	Jermaine Lewis	22	16	6(ret)

TALLYING THE TDs

RB Willis McGahee has registered 55 career rushing TDs, the third most among active NFL players since the 2004 season. Additionally, his 6,167 rushing yards during this span rank sixth.

NFL RUSHING TOUCHDOWNS / ACTIVE PLAYERS (Since 2004)

Rk.	Player	Att.	Yards	Avg.	LG	TDs
1.	LaDainian Tomlinson	2,075	8,840	4.3	85t	107
2.	Thomas Jones	2,026	8,222	4.1	71t	56
3.	Willis McGahee	1,541	6,167	4.0	77t	55

McGahee Quick Hit:

- With his 32-yard TD reception in Week 9 vs. Miami, McGahee surpassed the 1,000-yard receiving barrier for his career. The score also marked the 58th total TD of his career (54 rushing and 4 receiving).
- Since 2008, McGahee has 9 rushing TDs in the combined months of December/January, tied with several players for third most in the NFL.

RAVENS LONGEST RUSHES (Franchise History)

Player	Game	Long
Le'Ron McClain	12/20/08 at Dal.	82t
Jamal Lewis	9/14/03 vs. Cle.	82t
Willis McGahee	1/3/10 at Oak.	77t
Willis McGahee	12/20/08 at Dal.	77t

34

JALEN PARMELE

RUNNING BACK | 5-11 | 222

COLLEGE: TOLEDO

HS: H.H. DOW (MIDLAND, MI)

BORN: 12/30/85, BOYNTON BEACH, FL

EXP. (NFL/RAVENS): 3/3

GP/GS (PLAYOFFS): 24/0 (4/0)

2010 SEASON HIGHLIGHTS: Played in all 16 games and led the team with 24 KORs for 562 yards (23.4 avg.), including a long of 39... Also finished third on the team with 12 special teams tackles

- Posted a career-high 4 solo special teams tackles in the 30-24 victory in **game 14 vs. NO (12/19)**...Also Returned 3 KO for 79 yards (26.3 avg.), including a long of 38
- Returned 1 KO for 25 yards and posted a special teams stop in the 37-13 win in **game 10 at Car. (11/21)**
- Had 3 KORs for 76 yards (25.3 avg.), with a long of 32, in the 37-34 overtime victory in **game 7 vs. Buf. (10/24)**...Also posted a tackle and a FF (recovered by the Ravens, which led to a TD four plays later) on special teams
- Registered 2 KORs for 36 yards (18.0 avg.) and posted 2 solo special teams stops in **game 6 at NE (10/17)**

- Saw action on special teams and posted 3 KORs for 57 yards (19.0 avg.), with a long of 23, in the 10-9 victory in the **season opener at NYJ (9/13)**

2010 POSTSEASON: Returned 3 KO for 65 yards (21.7 avg.) and carried the ball 4 times for 13 yards

- Returned 1 KO for 29 yards and recorded his first-career postseason carries with 4 attempts for 13 yards in the 30-7 victory in the **Wild Card Game at KC (1/9/11)**

CAREER HIGHLIGHTS:

- Has 33 KORs for 845 yards (25.6 avg.), including a long of 53, and 7 rushes for 44 yards (6.3 avg.), with a long of 31, in his career
- Has 19 career special teams tackles

2010 Game-by-Game Statistics Ravens

Date/Opp.	No.	FC	Yards	Avg.	LG	TD
9/13 @ NYJ	3	0	57	19.0	23	0
9/19 @ Cin.	3	0	92	30.7	39	0
9/26 vs. Cle.	4	0	85	21.3	28	0
10/3 @ Pit.	2	0	42	21.0	22	0
10/10 vs. Den.	0	0	0	0.0	0	0
10/17 @ NE	2	0	36	18.0	21	0
10/24 vs. Buf.	3	0	76	25.3	32	0
11/7 vs. Mia.	1	0	25	25.0	25	0
11/11 @ Atl.	0	0	0	0.0	0	0
11/21 @ Car.	1	0	25	25.0	25	0
11/28 vs. TB	0	0	0	0.0	0	0
12/5 vs. Pit.	0	0	0	0.0	0	0
12/13 @ Hou.	0	0	0	0.0	0	0
12/19 vs. NO	3	0	79	26.3	38	0
12/26 @ Cle.	1	0	15	15.0	15	0
1/2/11 vs. Cin.	1	0	30	30.0	30	0
Totals	24	0	562	23.4	39	0

2010 Game-by-Game Special Teams Statistics Ravens

Date/Opp.	TT	Solo	As	FF	FR	BK
9/13 @ NYJ	0	0	0	0	0	0
9/19 @ Cin.	0	0	0	0	0	0
9/26 vs. Cle.	0	0	0	0	0	0
10/3 @ Pit.	0	0	0	0	0	0
10/10 vs. Den.	0	0	0	0	0	0
10/17 @ NE	2	2	0	0	0	0
10/24 vs. Buf.	1	1	0	1	0	0
11/7 vs. Mia.	0	0	0	0	0	0
11/11 @ Atl.	0	0	0	0	0	0
11/21 @ Car.	1	1	0	0	0	0
11/28 vs. TB	1	1	0	0	0	0
12/5 vs. Pit.	0	0	0	0	0	0
12/13 @ Hou.	0	0	0	0	0	0
12/19 vs. NO	4	4	0	0	0	0
12/26 @ Cle.	1	0	1	0	0	0
1/2/11 vs. Cin.	2	1	1	0	0	0
Totals	12	10	2	1	0	0

34 JALEN PARMELE

REGULAR SEASON

Year	Teams	RUSHING						RECEIVING					
		GP	GS	No.	Yds.	Avg.	LG	TD	No.	Yds.	Avg.	LG	TD
2008	Baltimore	1	0	2	27	13.5	31	0	0	0	0.0	0	0
2009	Baltimore	7	0	5	17	3.4	7	0	0	0	0.0	0	0
2010	Baltimore	16	0	0	0	0.0	0	0	0	0	0.0	0	0
Totals		24	0	7	44	6.3	31	0	0	0	0.0	0	0

SPECIAL TEAMS TACKLES (19): 2009 (7); 2010 (12)

CAREER SINGLE-GAME HIGHS (REGULAR SEASON)

RUSHING	RECEIVING
Carries:	Receptions:
5 (12/13/09 vs. Det.)	None
Yardage:	Yardage:
27 (12/28/08 vs. Jax.)	None
Long Gain:	Long Gain:
31 (12/28/08 vs. Jax.)	None
Touchdowns:	Touchdowns:
None	None

KICKOFF RETURNS

Year	Team	GP	GS	No.	Yds.	Avg.	LG	TD
2009	Baltimore	1	0	0	0	0.0	0	0
2009	Baltimore	7	0	9	283	31.4	53	0
2010	Baltimore	16	0	24	562	23.4	39	0
Totals		24	0	33	845	25.6	53	0

CAREER SINGLE-GAME HIGHS (REGULAR SEASON)

Kickoff Returns
5 (12/27/09 at Pit.)
Yardage
145 (12/27/09 at Pit.)
Long
53 (1/3/10 at Oak.)
Touchdowns
None

POSTSEASON

Year	Team	KICKOFF RETURNS						
		GP	GS	No.	Yds.	Avg.	LG	TD
2009	Baltimore	2	0	5	97	19.4	26	0
2010	Baltimore	2	0	3	65	21.7	29	0
Totals		4	0	8	162	20.3	29	0

Year	Teams	RUSHING						RECEIVING					
		GP	GS	No.	Yds.	Avg.	LG	TD	No.	Yds.	Avg.	LG	TD
2009	Baltimore	2	0	0	0	0.0	0	0	0	0	0.0	0	0
2010	Baltimore	2	0	4	13	3.3	6	0	0	0	0.0	0	0
Totals		4	0	4	13	3.3	6	0	0	0	0.0	0	0

27

RAY RICE

RUNNING BACK | 5-8 | 212

COLLEGE: RUTGERS

HS: NEW ROCHELLE (NY)

BORN: 1/22/87, NEW ROCHELLE, NY

EXP. (NFL/RAVENS): 3/3

GP/GS (PLAYOFFS): 45/33 (6/4)

2010 SEASON HIGHLIGHTS: Played in all 16 games, starting 14, and led the team with a career-high 307 rushing attempts for 1,220 yards and a team-high 5 rushing TDs (tied with Willis McGahee)... Also finished second on the team with 63 receptions for 556 yards and 1 TD...Moved into second on team's all-time rushing chart (3,013 yards)...Was also third in the NFL with 1,776 combined yards...Only player in the NFL with at least 250 total touches who did not fumble in 2010

- Led the team with 25 rushing attempts for 92 yards in the 20-10 victory in **game 15 at Cle. (12/26)**
- Earned AFC Offensive Player of the Week honors after he produced a career-high 233 yards from scrimmage, rushing a career-high 31 times for 153 yards (third-most in his career) and a TD and pulled in a team-high 5 receptions for 80 yards and a TD in the 30-24 victory in **game 14 vs. NO (12/19)**... Rice topped the 1,000-yard rushing mark for the second-consecutive season in the game against the Saints
- Gained over 100 yards from scrimmage for the fourth straight game, posting 129 yards (82 rushing and 47 receiving), in the 17-10 win in **game 11 vs. TB (11/28)**
- Tallied a team-high 180 total yards (83 rushing and 97 receiving) in the 26-10 win in **game 8 vs. Mia. (11/7)**
- Started and led the team with 28 carries for 88 yards and tied for the team lead (Derrick Mason) with 8 receptions for 38 yards in **game 6 at NE (10/17)**
- Started and led the team with 27 carries for 133 yards (first 100-yard game of the season) and a career-high-tying 2 TDs in the 31-17 victory in **game 5 vs. Den. (10/10)**...Ravens rushed for 233 yards, 4 TDs and a franchise-record 17 first downs

2010 POSTSEASON: Led the team with 89 rushing yards and 1 rushing TD and was second on the team with 12 receptions for 74 yards and a TD

- Led the team with 32 rushing yards and a rushing TD, plus led the team with a postseason-career-high 7 receptions for 32 yards in the **Divisional Playoff Game at Pit. (1/15/11)**
- Led the team with 17 carries for 57 yards and had 5 receptions for 42 yards and his first-career postseason receiving TD in the 30-7 victory in the **Wild Card Game at KC (1/9/11)**

CAREER HIGHLIGHTS:

- Ranks second in Ravens' franchise history with 3,013 rushing yards (Jamal Lewis - 7,801)
- Finished third in the NFL in yards from scrimmage (1,776) in 2010
- Was one of two NFL players in 2009 (Tennessee's Chris Johnson) to tally 2,000 yards from scrimmage (2,041), ranking second in the NFL with an average of 127.6 net yards per game... His scrimmage yards also ranked second in Ravens franchise history (Jamal Lewis had 2,271 in 2003)
- Led the team with 78 receptions (for 702 yards and a TD) and also led all NFL RBs in receptions and receiving yards in 2009, setting the Ravens' RB single-season records in those categories
- Is one of only eight players in NFL history to produce 1,000 rushing yards and 700 receiving yards in a season (2009)
- Rice's 204 yards from scrimmage in the first half vs. Detroit in Week 14 of 2009 rank as the fourth most in an opening half in the NFL since 1991...Rice's 12.8 yards per carry against Detroit rank as the highest mark in team history (min. 10 attempts)
- Produced a career-high 233 yards from scrimmage, rushing a career-high 31 times for 153 yards (third most in his career) and pulled in a team-high 5 receptions for 80 yards and a TD in the 30-24 victory vs. NO (12/19/10)
- Ran for a Ravens' postseason-franchise-record 159 yards and postseason-franchise-record-tying 2 TDs on 22 carries (7.2 avg.), including a career-long and franchise-postseason-record 83-yard TD rush (second longest in NFL postseason history) in the 33-14 victory in the Wild Card Game at NE (1/10/10)

CAREER HONORS:

- Pro Bowler (2009)
- *Associated Press* second-team All-Pro (2009)
- AFC Offensive Player of the Week (Week 15, 2010)
- FedEx Ground Player of the Week (Week 15, 2010)
- FedEx Ground Player of the Week (Week 14, 2009)

27 RAY RICE

2010 Game-by-Game Ravens

Date/Opp.	Rushing					Receiving				
	No.	Yds	Avg.	LG	TD	Rec.	Yds	Avg.	LG	TD
9/13 @ NYJ	21	43	2.0	7	0	2	19	9.5	16	0
9/19 @ Cin.	16	87	5.4	30	0	4	30	7.5	19	0
9/26 vs. Cle.	15	80	5.3	25	0	4	16	4.0	12	0
10/3 @ Pit.	8	20	2.5	6	0	1	9	9.0	9	0
10/10 vs. Den.	27	133	4.9	18	2	4	26	6.5	12	0
10/17 @ NE	28	88	3.1	8	0	8	38	4.8	11	0
10/24 vs. Buf.	16	72	4.5	14	0	1	1	1.0	1	0
11/7 vs. Mia.	22	83	3.8	12	0	7	97	13.9	34	0
11/11 @ Atl.	12	59	4.9	13	0	3	43	14.3	24	0
11/21 @ Car.	19	65	3.4	13	1	6	66	11.0	18	0
11/28 vs. TB	19	82	4.3	16	0	7	47	6.7	11	0
12/5 vs. Pit.	9	32	3.6	12	0	2	18	9.0	13	0
12/13 @ Hou.	19	54	2.8	16	0	8	66	8.3	18	0
12/19 vs. NO	31	153	4.9	50	1	5	80	16.0	32	1
12/26 @ Cle.	25	92	3.7	11	0	1	0	0.0	0	0
1/2/11 vs. Cin.	20	77	3.9	11	1	0	0	0.0	0	0
Totals	307	1,220	4.0	50	5	63	556	8.8	34	1
Playoffs										
1/9/11 @ KC	17	57	3.4	14	0	5	42	8.4	11	1
1/15/11 @ Pit.	12	32	2.7	14t	1	7	32	4.6	8	0
Totals	29	89	3.1	14t	1	12	74	6.2	11	1

27 RAY RICE

REGULAR SEASON

Year	Teams	GP	GS	RUSHING					RECEIVING				
				No.	Yds.	Avg.	LG	TD	No.	Yds.	Avg.	LG	TD
2008	Baltimore	13	4	107	454	4.2	60	0	33	273	8.3	40	0
2009	Baltimore	16	15	*254	*1,339	5.3	59t	7	*78	702	9.0	63	1
2010	Baltimore	16	14	*307	*1,220	4.0	50	*5	63	556	8.8	34	1
Totals		45	33	668	3,013	4.5	60	12	174	1,531	8.8	63	2

*LED TEAM

CAREER SINGLE-GAME HIGHS (REGULAR SEASON)

RUSHING	RECEIVING
Carries: 31 (12/19/10 vs. NO)	Receptions: 10 (10/18/09 at Min.)
Yardage: 166 (12/13/09 vs. Det.)	Yardage: 117 (10/18/09 at Min.)
Long Gain: 60 (11/2/08 at Cle.)	Long Gain: 63 (10/18/09 at Min.)
Touchdowns: 2 2 times (10/10/10 vs. Den.)	Touchdowns: 1 2 times (last: 12/19/10 vs. NO)


Additional Statistics: Rice returned 7 KO's for 161 yards, for a 23.0 avg., with a long of 30 as a rookie in 2008.

POSTSEASON

Year	Teams	GP	GS	RUSHING					RECEIVING				
				No.	Yds.	Avg.	LG	TD	No.	Yds.	Avg.	LG	TD
2008	Baltimore	2	0	1	2	2.0	2	0	3	43	14.3	22	0
2009	Baltimore	2	2	35	226	6.5	83t	2	9	60	6.7	26	0
2010	Baltimore	2	2	29	89	3.1	14t	1	12	74	6.2	11	1
Totals		6	4	65	317	4.9	83t	3	24	177	7.4	26	1

RAVENS RANTS: RB RAY RICE

ALL-PURPOSE BACK



In 2010, RB Ray Rice led the team with 1,220 rushing yards and was second with 63 receptions (for 556 yards). He produced the NFL's third-most yards from scrimmage (1,776), while his 370 total touches ranked third. Rice was the only player with at least 250 total touches who did not fumble in 2010.

NFL NET YARDS FROM SCRIMMAGE (2010 Season)

Rk. Player	Total Yards	---Rush---	TD	---Pass---	Rec-Yds	TD
1. Arian Foster	2,220	327-1,616	16	66-604	2	
2. Jamaal Charles	1,935	230-1,467	5	45-468	3	
3. Ray Rice	1,776	307-1,220	5	63-556	1	

RICE RACKS 'EM UP

Since 2009, RB Ray Rice's 119.3 scrimmage yards per game rank second in the NFL. Over the past two seasons, he has totaled 3,817 total yards from scrimmage (2,559 rushing and 1,258 receiving).

NFL NET YARDS FROM SCRIMMAGE PER GAME (Since 2009)

Rk. Player	Yards/ Game	---Rush---	TD	---Pass---	Rec-Yds	TD
1. Chris Johnson	128.7	674-3,370	25	94-748	3	
2. Ray Rice	119.3	561-2,559	12	141-1,258	2	
3. Arian Foster	116.3	381-1,873	19	74-697	2	

RB RECEIVING RECORDS

Ray Rice is the Ravens' all-time receiving leader by a RB (174 for 1,531) and owns 10 of the top 15 receiving days by a back in team history.

RECEIVING YARDS BY A RUNNING BACK (Ravens Single-Game History)

Rk. Player	Game/Date	Yards	Rec.	Avg.
1. Ray Rice	10/18/09 at Min.	117	10	11.7
2. Jamal Lewis	12/08/02 vs. NO	108	4	27.0
3. Priest Holmes	10/11/98 vs. Ten.	98	13	7.5
4. Ray Rice	11/7/10 vs. Mia.	97	7	13.9
5. Earnest Byner	10/27/96 vs. STL	96	6	16.0
6. Ray Rice	11/8/09 at Cin.	87	8	10.9
7. Ray Rice	12/19/10 vs. NO	80	5	16.0
8. Ray Rice	10/11/09 vs. Cin.	74	7	10.6
9. Bam Morris	11/10/96 at Jax.	73	3	24.3
10. Jamal Lewis	11/5/00 at Cin.	70	3	23.3
11. Ray Rice	11/29/09 vs. Pit.	67	5	13.4
12. Ray Rice	12/13/10 at Hou.	66	8	8.3
13. Ray Rice	11/21/10 at Car.	66	6	11.0
14. Ray Rice	10/12/08 at Ind.	64	7	9.1
Ray Rice	11/22/09 vs. Ind.	64	7	9.1

RAVENS NET YARDS FROM SCRIMMAGE (Single-Season Records)

Rk. Player (Year)	Total Yards	---Rush---	TD	---Pass---	Rec-Yds	TD
1. Jamal Lewis (2003)	2,271	387-2,066	14	26-205	0	
2. Ray Rice (2009)	2,041	254-1,339	7	78-702	1	
3. Ray Rice (2010)	1,776	307-1,220	5	63-556	1	
4. Jamal Lewis (2002)	1,769	308-1,327	6	47-442	1	

RICE'S 23 100s

In 2010, RB Ray Rice compiled nine games with 100-or-more total yards from scrimmage, including Week 15's 233-yard output against the Saints. In his career, Rice has totaled 23 games with at least 100 yards from scrimmage.

RAY RICE'S 100-YARD SCRIMMAGE GAMES (Career / Since 2008)

Rk. Date/Opp.	Total Yards	---Rush---	TD	---Pass---	Rec-Yds	TD
1. 12/19/10 vs. NO	233	31-153	1	5-80	1	
2. 12/13/09 vs. Det.	219	13-166	1	4-53	0	
3. 10/18/09 at Min.	194	10-77	2	10-117	0	
4. 11/07/10 vs. Mia.	180	22-83	0	7-97	0	
5. 11/02/08 at Cle.	176	21-154	0	3-22	0	
6. 10/10/10 vs. Den.	159	27-133	2	4-26	0	
7. 11/29/09 vs. Pit.	155	19-88	0	5-67	0	
12/27/09 at Pit.	155	30-141	0	1-14	0	
9. 10/04/09 at NE	152	11-103	0	5-49	0	
10. 10/11/09 vs. Cin.	143	14-69	0	7-74	1	
11. 11/22/09 vs. Ind.	135	20-71	0	7-64	0	
11/08/09 at Cin.	135	12-48	1	8-87	0	
13. 11/21/10 at Car.	131	19-65	1	6-66	0	
14. 11/28/10 vs. TB	129	19-82	0	7-47	0	
15. 10/17/10 at NE	126	28-88	0	8-38	0	
16. 12/13/10 at Hou.	120	19-54	0	8-66	0	
09/13/09 vs. KC	120	19-108	0	2-12	0	
18. 09/19/10 at Cin.	117	16-87	0	4-30	0	
19. 11/01/09 vs. Den.	108	23-84	1	5-24	0	
20. 11/16/09 at Cle.	104	20-89	1	3-15	0	
12/20/09 vs. Chi.	104	16-87	0	5-17	0	
22. 11/11/10 at Atl.	102	12-59	0	3-43	0	
23. 10/26/08 vs. Oak.	101	8-64	0	3-37	0	

RICE RANKS SECOND

In Week 15 vs. New Orleans, RB Ray Rice moved into second on Baltimore's all-time rushing list (now has 3,013 yards). Posting a season-high 153 yards, he tallied the seventh 100-yard game of his career.

NFL'S 1,000/700 CLUB

RB Ray Rice is one of eight players in NFL history to produce 1,000 rushing yards and 700 receiving yards in a season (doing so in 2009). The rare feat has been done 11 times, four by Marshall Faulk.

PLAYERS WITH 1,000 RUSHING & 700 RECEIVING YARDS (Single-Season NFL History)

Player (Year)	Rushing Yards	Receiving Yards
Marcus Allen (1984)	1,168	758
William Andrews (1981)	1,301	735
Roger Craig (1985)	1,050	1,016
Marshall Faulk (2001)	1,382	765
Marshall Faulk (2000)	1,359	830
Marshall Faulk (1999)	1,381	1,048
Marshall Faulk (1998)	1,319	908
Steven Jackson (2006)	1,528	806
Ray Rice (2009)	1,339	702
LaDainian Tomlinson (2003)	1,645	725
Brian Westbrook (2007)	1,333	771

Receiving Quick Hit:

• Ray Rice led all NFL RBs in receptions (78) and receiving yards (702) in 2009, also setting the Ravens' single-season records.

TIGHT ENDS

83

ED DICKSON

TIGHT END | 6-4 | 250

COLLEGE: OREGON

HS: BELLFLOWER (CA)

BORN: 7/25/87, INGLEWOOD, CA

EXP. (NFL/RAVENS): ROOKIE

GP/GS (PLAYOFFS): 15/3 (2/1)

2010 SEASON HIGHLIGHTS: Saw action in 15 games, including 3 starts, and pulled in 11 receptions for 152 yards and a TD...Also posted 3 special teams tackles

- Started and netted 2 receptions for 33 yards, including his first-career TD reception (a 34-yard catch and run), in the 30-24 victory in **game 14 vs. NO (12/19)**
- Started his first-career game and hauled in 1 reception for 5 yards in the 37-34 overtime victory in **game 7 vs. Buf. (10/24)**
- Pulled in a career-long 58-yard reception in the 31-17 victory in **game 5 vs. Den. (10/10)**
- Pulled in his first-career reception (17 yards) in **game 2 at Cin. (9/19)**

- Saw action in his first-career game, but did not record a catch in the **season opener at NYJ (9/13)**...Dickson and his fiance, Ashley Swartz, welcomed their first child, Trey Michael James Dickson, on the night of his first NFL game

2010 POSTSEASON: Pulled in 1 reception for 2 yards in two postseason games, including his first-career playoff start in the **Divisional Playoff Game at Pit. (1/15/11)**

- Saw action in his first-career playoff game, pulling in 1 reception for 2 yards in the **Wild Card Game at KC (1/9/11)**

CAREER HIGHLIGHTS:

- Pulled in his first-career TD reception (34-yarder) vs. NO (12/19/10)
- Started his first-career game vs. Buf. (10/24/10)
- Hauled in his first-career reception at Cin. (9/19/10)

2010 Game-by-Game Ravens

Date/Opp.	Receiving					Rushing				
	Rec.	Yds	Avg.	LG	TD	No.	Yds	Avg.	LG	TD
9/13 @ NYJ	0	0	0.0	0	0	0	0	0.0	0	0
9/19 @ Cin.	1	17	17.0	17	0	0	0	0.0	0	0
9/26 vs. Cle.	0	0	0.0	0	0	0	0	0.0	0	0
10/3 @ Pit.	0	0	0.0	0	0	0	0	0.0	0	0
10/10 vs. Den.	1	58	58.0	58	0	0	0	0.0	0	0
10/17 @ NE	1	7	7.0	7	0	0	0	0.0	0	0
10/24 vs. Buf.	1	5	5.0	5	0	0	0	0.0	0	0
11/7 vs. Mia.	0	0	0.0	0	0	0	0	0.0	0	0
11/11 @ Atl.	1	4	4.0	4	0	0	0	0.0	0	0
11/21 @ Car.	0	0	0.0	0	0	0	0	0.0	0	0
11/28 vs. TB	INACTIVE - THIGH									
12/5 vs. Pit.	3	21	7.0	11	0	0	0	0.0	0	0
12/13 @ Hou.	1	7	7.0	7	0	0	0	0.0	0	0
12/19 vs. NO	2	33	16.5	34	1	0	0	0.0	0	0
12/26 @ Cle.	0	0	0.0	0	0	0	0	0.0	0	0
1/2/11 vs. Cin.	0	0	0.0	0	0	0	0	0.0	0	0
Totals	11	152	13.8	58	1	0	0	0.0	0	0
Playoffs										
1/9/11 @ KC	1	2	2.0	2	0	0	0	0.0	0	0
1/15/11 @ Pit.	0	0	0.0	0	0	0	0	0.0	0	0
Totals	1	2	2.0	2	0	0	0	0.0	0	0

2010 Game-by-Game Special Teams Statistics Ravens

Date/Opp.	TT	Solo	As	FF	FR	BK
9/13 @ NYJ	0	0	0	0	0	0
9/19 @ Cin.	0	0	0	0	0	0
9/26 vs. Cle.	1	1	0	0	0	0
10/3 @ Pit.	0	0	0	0	0	0
10/10 vs. Den.	0	0	0	0	0	0
10/17 @ NE	0	0	0	0	0	0
10/24 vs. Buf.	0	0	0	0	0	0
11/7 vs. Mia.	0	0	0	0	0	0
11/11 @ Atl.	0	0	0	0	0	0
11/21 @ Car.	0	0	0	0	0	0
11/28 vs. TB	INACTIVE - THIGH					
12/5 vs. Pit.	0	0	0	0	0	0
12/13 @ Hou.	0	0	0	0	0	0
12/19 vs. NO	0	0	0	0	0	0
12/26 @ Cle.	0	0	0	0	0	0
1/2/11 vs. Cin.	2	2	0	0	0	0
Totals	3	3	0	0	0	0
Playoffs						
1/9/11 @ KC	0	0	0	0	0	0
1/15/11 @ Pit.	1	0	1	0	0	0
Totals	1	0	1	0	0	0

83 ED DICKSON

REGULAR SEASON

RECEIVING

Year	Team	GP	GS	No.	Yds.	Avg.	LG	TD
2010	Baltimore	15	3	11	152	13.8	58	1
Totals		15	3	11	152	13.8	58	1

SPECIAL TEAMS TACKLES (3): 2010 (3)

CAREER SINGLE-GAME HIGHS (REGULAR SEASON)

Receptions:	Yardage:
3 (12/5/10 vs. Pit.)	58 (10/10/10 vs. Den.)
Long gain:	Touchdowns:
58 (10/10/10 vs. Den.)	1 (12/19/10 vs. NO)

POSTSEASON

RECEIVING

Year	Team	GP	GS	No.	Yds.	Avg.	LG	TD
2010	Baltimore	2	1	1	2	2.0	2	0
Totals		2	1	1	2	2.0	2	0

80

DAVON DREW

TIGHT END | 6-4 | 255

COLLEGE: EAST CAROLINA
EXP. (NFL/RAVENS): 1/1

HS: NEW BERN, NC
GP/GS (PLAYOFFS): 0/0 (0/0)

BORN: 12/9/85, NEW BERN, NC

2010 SEASON HIGHLIGHTS: Was a game-day inactive in the final two games of the season after being signed to the Ravens' active roster from their practice squad

- Was a game-day inactive in the 13-7 victory in **game 16 vs. Cin. (1/2/11)** and the 20-10 victory in **game 15 at Cle. (12/26)**
- Signed to the Ravens' active roster from their practice squad on 12/20

2010 POSTSEASON: Was a game-day inactive in both postseason games

CAREER HIGHLIGHTS:

- Spent the majority of the 2009-10 seasons on the Ravens' practice squad
- Also spent time on the Miami Dolphins' practice squad in '09

2010 Game-by-Game Ravens

Date/Opp.	Receiving				Rushing					
	Rec.	Yds	Avg.	LG	TD	No.	Yds	Avg.	LG	TD
9/13 @ NYJ										
9/19 @ Cin.										
9/26 vs. Cle.										
10/3 @ Pit.										
10/10 vs. Den.										
10/17 @ NE										
10/24 vs. Buf.										
11/7 vs. Mia.										
11/11 @ Atl.										
11/21 @ Car.										
11/28 vs. TB										
12/5 vs. Pit.										
12/13 @ Hou.										
12/19 vs. NO										
12/26 @ Cle.										
1/2/11 vs. Cin.										
Totals	0	0	0.0	0	0	0	0	0.0	0	0
Playoffs										
1/9/11 @ KC										
1/15/11 @ Pit.										
Totals	0	0	0.0	0	0	0	0	0.0	0	0

80 DAVON DREW

REGULAR SEASON

RECEIVING

Year	Team	GP	GS	No.	Yds.	Avg.	LG	TD
2010	Baltimore	0	0	0	0	0.0	0	0
Totals		0	0	0	0	0.0	0	0

SPECIAL TEAMS TACKLES (0): 2010 (0)

CAREER SINGLE-GAME HIGHS (REGULAR SEASON)

Receptions:	None	Yardage:	None
Long gain:	None	Touchdowns:	None

POSTSEASON

RECEIVING

Year	Team	GP	GS	No.	Yds.	Avg.	LG	TD
2010	Baltimore	0	0	0	0	0.0	0	0
Totals		0	0	0	0	0.0	0	0

2010 Game-by-Game Special Teams Statistics Ravens

Date/Opp.	TT	Solo	As	FF	FR	BK
9/13 @ NYJ						
9/19 @ Cin.						
9/26 vs. Cle.						
10/3 @ Pit.						
10/10 vs. Den.						
10/17 @ NE						
10/24 vs. Buf.						
11/7 vs. Mia.						
11/11 @ Atl.						
11/21 @ Car.						
11/28 vs. TB						
12/5 vs. Pit.						
12/13 @ Hou.						
12/19 vs. NO						
12/26 @ Cle.						
1/2/11 vs. Cin.						
Totals	0	0	0	0	0	0
Playoffs						
1/9/11 @ KC						
1/15/11 @ Pit.						
Totals	0	0	0	0	0	0

86

TODD HEAP

TIGHT END | 6-5 | 247

COLLEGE: ARIZONA STATE
EXP. (NFL/RAVENS): 10/10

HS: MOUNTAIN VIEW (MESA, AZ)
GP/GS (PLAYOFFS): 133/127 (11/10)

BORN: 3/16/80, MESA, AZ

2010 SEASON HIGHLIGHTS: Started all 13 games he played (missed three games with a thigh injury) and finished fourth on the team with 40 receptions for 599 yards (his most since 2006) and 5 TDs

- Started his first game in four weeks (thigh injury) and tied for the team lead with 3 receptions for a team-leading 53 yards, including a long of 37, in the 13-7 victory in **game 16 vs. Cin. (1/2/11)**
- Started, but left the game after just one play due to a thigh injury in **game 12 vs. Pit. (12/5)**
- Posted 2 receptions for 79 yards, including a career-long 65-yard TD catch and run (longest play by a TE in franchise history), in the 17-10 win in **game 11 vs. TB (11/28)**
- Netted 3 receptions for 59 yards and a career-high-tying 2 TDs in the 37-34 overtime victory in **game 7 vs. Buf. (10/24)**

2010 POSTSEASON: Led the team with 13 receptions for 151 yards and a TD, including a postseason-franchise-record 10 catches, in the Wild Card Game vs. KC

- Established postseason franchise records after leading the team with 10 receptions for 108 yards in the 30-7 victory in the **Wild Card Game at KC (1/9/11)**...Became the first Raven to record a 100-yard receiving game in postseason history

CAREER HIGHLIGHTS:

- Is the Ravens' all-time leader in receiving TDs (41) and ranks second in receptions (467) and career receiving yards (5,492)
- Dating back to 2002, has the fifth-most catches and receiving yards (451 for 5,286) among NFL TEs and also ranks fourth with 40 TDs
- Is one of 25 tight ends in NFL history (and one of six active tight ends) with at least 400 catches
- Recorded career highs with 75 receptions for 855 yards and 7 TDs in 2005
- Has pulled in a career-high 9 receptions two times (9/12/04 and 12/19/05)
- Netted a career-high 146 yards at Pit. (12/29/02)
- Recorded a career-high 2 TDs on nine different occasions
- Recorded a postseason franchise record 10 receptions for 108 yards in the Wild Card Game at KC (1/9/11)

CAREER HONORS:

- Two-time Pro Bowler (2002-03) and first alternate in '06
- Named the NFL Alumni Tight End of the Year in 2006
- Earned *USA Today's* All-Joe Team honors (players critical to their team, but don't receive the Pro Bowl nod) in 2006
- Named to the *NFL.com* All-Interview team in 2006

2010 Game-by-Game Ravens

Date/Opp.	Receiving					Rushing				
	Rec.	Yds	Avg.	LG	TD	No.	Yds	Avg.	LG	TD
9/13 @ NYJ	6	72	12.0	35	0	0	0	0.0	0	0
9/19 @ Cin.	4	35	8.8	19	0	0	0	0.0	0	0
9/26 vs. Cle.	4	46	11.5	16	0	0	0	0.0	0	0
10/3 @ Pit.	3	35	11.7	16	0	0	0	0.0	0	0
10/10 vs. Den.	1	22	22.0	22	0	0	0	0.0	0	0
10/17 @ NE	3	49	16.3	17	1	0	0	0.0	0	0
10/24 vs. Buf.	3	59	19.7	26	2	0	0	0.0	0	0
11/7 vs. Mia.	2	23	11.5	12	0	0	0	0.0	0	0
11/11 @ Atl.	4	57	14.3	18	1	0	0	0.0	0	0
11/21 @ Car.	5	69	13.8	29	0	0	0	0.0	0	0
11/28 vs. TB	2	79	39.5	65t	1	0	0	0.0	0	0
12/5 vs. Pit.	0	0	0.0	0	0	0	0	0.0	0	0
12/13 @ Hou.	INACTIVE - THIGH									
12/19 vs. NO	INACTIVE - THIGH									
12/26 @ Cle.	INACTIVE - THIGH									
1/2/11 vs. Cin.	3	53	17.7	37	0	0	0	0.0	0	0
Totals	40	599	15.0	65t	5	0	0	0.0	0	0
Playoffs										
1/9/11 @ KC	10	108	10.8	21	0	0	0	0.0	0	0
1/15/11 @ Pit.	3	43	14.3	21	1	0	0	0.0	0	0
Totals	13	151	11.6	21	1	0	0	0.0	0	0

86 TODD HEAP

REGULAR SEASON

RECEIVING

Year	Team	GP	GS	No.	Yds.	Avg.	LG	TD
2001	Baltimore	12	6	16	206	12.9	24t	1
2002	Baltimore	16	16	*68	836	12.3	43	*6
2003	Baltimore	16	16	*57	*693	12.2	33t	3
2004	Baltimore	6	6	27	303	11.2	37	3
2005	Baltimore	16	16	75	855	11.4	48	*7
2006	Baltimore	16	16	*73	765	10.5	30	*6
2007	Baltimore	6	6	23	239	10.4	37	1
2008	Baltimore	16	16	35	403	11.5	30	3
2009	Baltimore	16	16	53	593	11.2	31	6
2010	Baltimore	13	13	40	599	*15.0	65t	5
Totals		133	127	467	5,492	11.8	65t	41

*LED TEAM

CAREER SINGLE-GAME HIGHS (REGULAR SEASON)

Receptions:

9 2 times (last: 12/19/05 vs. GB)

Long Gain:

65t (11/28/10 vs. TB)

Yardage:

146 (10/29/02 at Pit.)

Touchdowns:

2 9 times (last: 10/24/10 vs. Buf.)

Additional Statistics: Has 5 career 2-pt conversions - 1 in 2002 and 4 in 2003. Heap had 1 career passing attempt (incomplete) in 2002. Also has 8 rushes for 61 yards (7.6 avg.) with a long of 15.

POSTSEASON

RECEIVING

Year	Team	GP	GS	No.	Yds.	Avg.	LG	TD
2001	Baltimore	2	1	1	11	11.0	11	0
2003	Baltimore	1	1	6	80	13.3	35t	1
2006	Baltimore	1	1	3	28	9.3	23	0
2008	Baltimore	3	3	5	80	16.0	31	0
2009	Baltimore	2	2	4	35	8.8	11	0
2010	Baltimore	2	2	13	151	11.6	21	1
Totals		11	10	32	385	12.0	35t	2

RAVENS RANTS: TE TODD HEAP

CAREER RECEPTIONS / TIGHT ENDS (Active Players)

Rk.	Player	Rec.	Yards	TDs	GP	'10 Stats
1.	Tony Gonzalez	1,069	12,463	88	222	70-656-6
2.	Jason Witten	617	6,967	36	127	94-1,002-9
3.	Antonio Gates	529	7,005	69	119	50-782-10
4.	Jeremy Shockey	510	5,688	33	121	41-408-3
5.	Todd Heap	467	5,492	41	133	40-599-5

Quick Hits: Heap's 467 career catches rank 12th all time among TEs, while his 5,492 receiving yards stand 17th. He is one of five active tight ends (above) to post 400 catches and 5,000 yards.

SCORING THREAT

TE Todd Heap has scored 41 TDs during his career (all receiving), the second-most total TDs in Ravens history and most receiving.

RAVENS CAREER TOUCHDOWNS (All-Time)

Rk.	Player	TDs	Rec.	Rush
1.	Jamal Lewis	47	2	45
2.	Todd Heap	41	41	0
3.	Willis McGahee	35	4	31
4.	Derrick Mason	29	29	0
5.	Jermaine Lewis	22	16	6 (ret)

CAREER DAY FOR HEAP

TE Todd Heap registered a Ravens' postseason franchise-record 10 catches and 108 receiving yards in the Wild Card win at Kansas City (1/9/11). Heap, who produced the fourth 100-yard game of his career (and first since 2005), also became the Ravens' all-time playoff receptions and receiving yards leader.

RAVENS POSTSEASON RECEIVING RECORDS

RECEPTIONS (Playoff Single Game)

1. **Todd Heap, 1/9/11 at KC . . . 10**
2. Ray Rice, 1/16/10 at Ind. 9
3. Two Players. 7

RECEPTIONS (Career Playoffs)

1. **Todd Heap (2001-10) 32**
2. Ray Rice (2008-10). 24
3. Derrick Mason (2006-10) . . . 20

RECEIVING YARDS (Playoff Single Game)

1. **Todd Heap, 1/9/11 at KC . . 108**
2. S. Sharpe, 1/14/01 at Oak. .96
3. Travis Taylor, 1/3/04 at Ten. .82

RECEIVING YARDS (Career Playoffs)

1. **Todd Heap (2001-10) 385**
2. Shanon Sharpe (2000-01) ..309
3. Derrick Mason (2006-10) ..289

HEAP: RECEIVING THREAT

Two-time Pro Bowl TE Todd Heap ranks No. 2 on the Ravens' career receptions and receiving yards charts (467-5,492) and is first in receiving TDs (41). In Week 12's win over Tampa Bay, he recorded the longest catch of his career on a 65-yard TD, with the play also marking the Ravens' second-longest from scrimmage this season. Additionally, Heap's catch stands as the longest by a TE in franchise history, breaking Shannon Sharpe's record of 59 on 11/19/00 vs. Dallas.

RAVENS ALL-TIME RECEPTIONS LEADERS (Franchise History)

Rk.	Name	No.	Yds.	Avg.	LG	TDs
1.	Derrick Mason	471	5,777	12.3	79t	29
2.	Todd Heap	467	5,492	11.8	65t	41
3.	Mark Clayton	234	3,116	13.3	87t	12
4.	Travis Taylor	204	2,758	13.5	73t	15
5.	Qadry Ismail	191	2,819	14.8	77t	18

Heap Quick Hits:

- Heap has registered at least 70 receiving yards in a game 16 times during his career (including 2 for 79 yards in Week 12 vs. TB). He has also recorded at least 50 receiving yards in 50 games during his career.

- Dating back to 2002, Heap has the fifth-most catches and receiving yards among NFL TEs (451 for 5,286). His 40 TDs stand fourth.

88

DENNIS PITTA

TIGHT END | 6-4 | 245

COLLEGE: BYU

EXP. (NFL/RAVENS): ROOKIE

HS: MOORPARK (CA)

GP/GS (PLAYOFFS): 11/0 (0/0)

BORN: 6/29/85, FRESNO, CA

2010 SEASON HIGHLIGHTS: Saw action in 11 games as a rookie, recording a reception for 1 yard and a special teams tackle

- Recorded his first-career special teams tackle before leaving the game with a concussion in the 20-10 victory in **game 15 at Cle. (12/26)**
- Saw action from scrimmage in the 34-28 overtime victory in **game 13 at Hou. (12/13)**
- Subbed from scrimmage and saw action on special teams in the 17-14 victory in **game 4 at Pit. (10/3)**
- Subbed and helped protect QB Joe Flacco, allowing him to complete 71% of his passes for 262 yards, 3 TDs and no INTs in the 24-17 win in **game 3 vs. Cle. (9/26)**
- Pulled in his first-career reception in **game 2 at Cin. (9/19)**
- Saw action in his first-career game, but did not record a reception in the **season opener at NYJ (9/13)**

2010 POSTSEASON: Was a game-day inactive in the **Divisional game at Pit. (1/15/11)** and the 30-7 victory in the **Wild Card Game at KC (1/9/11)**

COLLEGE HIGHLIGHTS:

- Finished his BYU career with 221 receptions for 2,901 yards (13.1 ypc) and 21 TDs
- Pitta's 221 receptions set a Cougars' record, passing the previous mark (215) that was set by current Indianapolis Colts WR Austin Collie
- His 2,901 receiving yards rank third among all receivers in BYU's history and set the school, Mountain West Conference and NCAA all-time records for most yardage by a TE
- Pitta's 21 career receiving TDs rank second in BYU annals

COLLEGE HONORS:

- First-team All-America by the American Football Coaches Association, Walter Camp Foundation and Pro Football Weekly (2009)
- Second-team All-America by the *Associated Press*, *Sports Illustrated*, *The Sporting News* and *CBSSports.com* (2009)
- First-team All-Mountain West Conference (2007-09)
- John Mackey Award finalist (2009)
- John Mackey Award semifinalist (2008)
- Third-team All-America by *NFL Draft Report* and Phil Steele (2009)
- Third-team All-America by *Rivals.com* (2008)
- Academic All-Mountain West Conference selection (2007-09)

2010 Game-by-Game Ravens

Date/Opp.	Receiving					Rushing				
	Rec.	Yds	Avg.	LG	TD	No.	Yds	Avg.	LG	TD
9/13 @ NYJ	0	0	0.0	0	0	0	0	0.0	0	0
9/19 @ Cin.	1	1	1.0	1	0	0	0	0.0	0	0
9/26 vs. Cle.	0	0	0.0	0	0	0	0	0.0	0	0
10/3 @ Pit.	0	0	0.0	0	0	0	0	0.0	0	0
10/10 vs. Den.	INACTIVE									
10/17 @ NE	0	0	0.0	0	0	0	0	0.0	0	0
10/24 vs. Buf.	0	0	0.0	0	0	0	0	0.0	0	0
11/7 vs. Mia.	INACTIVE - HEAD									
11/11 @ Atl.	INACTIVE									
11/21 @ Car.	INACTIVE									
11/28 vs. TB	0	0	0.0	0	0	0	0	0.0	0	0
12/5 vs. Pit.	0	0	0.0	0	0	0	0	0.0	0	0
12/13 @ Hou.	0	0	0.0	0	0	0	0	0.0	0	0
12/19 vs. NO	0	0	0.0	0	0	0	0	0.0	0	0
12/26 @ Cle.	0	0	0.0	0	0	0	0	0.0	0	0
1/2/11 vs. Cin.	INACTIVE									
Totals	1	1	1.0	1	0	0	0	0.0	0	0
Playoffs										
1/9/11 @ KC	INACTIVE									
1/15/11 @ Pit.	INACTIVE									
Totals	0	0	0.0	0	0	0	0	0.0	0	0

88 DENNIS PITTA

REGULAR SEASON

RECEIVING

Year	Team	GP	GS	No.	Yds.	Avg.	LG	TD
2010	Baltimore	11	0	1	1	1.0	1	0
Totals		11	0	1	1	1.0	1	0

SPECIAL TEAMS TACKLES (1): 2010 (1)

CAREER SINGLE-GAME HIGHS (REGULAR SEASON)

Receptions: 1 (9/19/10 at Cin.)
Yardage: 1 (9/19/10 at Cin.)
Long gain: 1 (9/19/10 at Cin.)
Touchdowns: None

POSTSEASON

RECEIVING

Year	Team	GP	GS	No.	Yds.	Avg.	LG	TD
2010	Baltimore	0	0	0	0	0.0	0	0
Totals		0	0	0	0	0.0	0	0

WIDE RECEIVERS

81

ANQUAN BOLDIN

WIDE RECEIVER | 6-1 | 223

COLLEGE: FLORIDA STATE

HS: PAHOKEE (FL)

BORN: 10/3/80, PAHOKEE, FL

EXP. (NFL/RAVENS): 8/1

GP/GS (PLAYOFFS): 111/108 (5/5)

2010 SEASON HIGHLIGHTS: Started all 16 games and led the team with 64 receptions for 837 yards and 7 TDs (tied for lead with Derrick Mason) in his first season with the Ravens

- Led the team with 5 receptions for 118 yards and a TD in **game 12 vs. Pit. (12/5)**...Boldin's 100-yard receiving day against the Steelers marked the 30th of his career and third as a Raven
- Led the team with 5 receptions for 50 yards and a TD in **game 9 at Atl. (11/11)**
- Started his 100th-career game and had 2 receptions for 28 yards in the 26-10 win in **game 8 vs. Mia. (11/7)**
- Led the team with 6 receptions for 92 yards and a TD in the 37-34 overtime victory in **game 7 vs. Buf. (10/24)**...Became the fifth-fastest player in NFL history to reach 8,000 yards receiving (102 games)
- Became the fastest player in NFL history to record 600 career receptions (98 games), while leading the team with 8 receptions for 142 yards (17.8 avg.) and 3 TDs (tied for second most in Ravens history) in **game 3 vs. Cle. (9/26)**
- Started his first game as a Raven and led the team in receptions (7) and receiving yards (110), as well as the Ravens' longest play from scrimmage (38 yards), in the **season opener at NYJ (9/13)**

2010 POSTSEASON: Finished his first postseason as a Raven with 6 receptions for 62 yards and a TD in two playoff games

- Tied for second on the team with 5 receptions for 64 yards and 1 TD in the 30-7 victory in the **Wild Card Game at KC (1/9/11)**

CAREER HIGHLIGHTS:

- Is the fastest player in NFL history to record 600 career receptions, reaching the milestone on 9/26/10 vs. Cle. in his 98th career game, four games faster than the Colts' Marvin Harrison (102 games)
- Also holds the NFL record for the fastest to tally 500 career receptions, reaching the milestone on 12/14/08 vs. Min. in his 80th career game, nine games faster than Denver's Lionel Taylor (89 games)

- Was the fastest in NFL history to reach 400 career receptions, connecting against Atlanta (12/23/07) in his 67th career game, five games faster than the previous record holder (Hall of Famer Kellen Winslow Sr.)
- Finished his Cardinals career as the franchise's all-time receptions leader (586, since broken by Larry Fitzgerald)...Also ranks third in receiving yards (7,520) and fifth in receiving TDs (44)
- Along with Larry Fitzgerald (2005, 2007-09) and Mel Gray (1974-77), Boldin is one of three WRs in Cardinals franchise history with three or more Pro Bowl selections
- In 2003, set NFL rookie records for the most pass receptions (101), most receiving yards in the first game of a career (217) and the Cardinals' then-single-season receptions record (101) en route to Offensive Rookie of the Year honors
- Reached the 4,000-yard receiving mark in his 48th career game and became the third-fastest player in NFL history to reach the milestone behind Lance Alworth (42) and Randy Moss (47); Charley Hennigan and Jerry Rice also did it in 48 games
- Despite missing two games in the middle of the 2005 season, caught 102 passes, breaking his previous personal best and franchise record of 101 (2003)
- Boldin joined Pro Football Hall of Famer James Lofton (1978) and Terrell Owens (2004) as the only players in NFL history with 3 TDs receptions in the first home game of a season with a new team
- Won his first Player of the Week Award (Week 4, 2010). He is the first Baltimore wide receiver to win Offensive Player of the Week since Qadry Ismail in 1999 (Week 14)

CAREER HONORS:

- Three-time Pro Bowler (2003, 2006 and 2008)
- AFC Offensive Player of the Week (Week 4, 2010)
- NFL Offensive Rookie of the Year (2003)

ANQUAN BOLDIN

2010 Game-by-Game Ravens

Date/Opp.	Receiving					Rushing				
	Rec.	Yds	Avg.	LG	TD	No.	Yds	Avg.	LG	TD
9/13 @ NYJ	7	110	15.7	38	0	0	0	0.0	0	0
9/19 @ Cin.	5	35	7.0	13	0	0	0	0.0	0	0
9/26 vs. Cle.	8	142	17.8	34	3	0	0	0.0	0	0
10/3 @ Pit.	7	68	9.7	18	0	1	3	3.0	3	0
10/10 vs. Den.	1	8	8.0	8	0	0	0	0.0	0	0
10/17 @ NE	4	63	15.8	25t	1	1	-1	-1.0	-1	0
10/24 vs. Buf.	6	92	15.3	34	1	0	0	0.0	0	0
11/7 vs. Mia.	2	28	14.0	20	0	0	0	0.0	0	0
11/11 @ Atl.	5	50	10.0	16	1	0	0	0.0	0	0
11/21 @ Car.	3	29	9.7	16	0	0	0	0.0	0	0
11/28 vs. TB	3	27	9.0	22	0	0	0	0.0	0	0
12/5 vs. Pit.	5	118	23.6	61	1	0	0	0.0	0	0
12/13 @ Hou.	3	41	13.7	16	0	0	0	0.0	0	0
12/19 vs. NO	1	2	2.0	2	0	0	0	0.0	0	0
12/26 @ Cle.	2	15	7.5	9	0	0	0	0.0	0	0
1/2/11 vs. Cin.	2	9	4.5	8	0	0	0	0.0	0	0
Totals	64	837	13.1	61	7	2	2	1.0	3	0
Playoffs										
1/9/11 @ KC	5	64	12.8	27	1	0	0	0.0	0	0
1/15/11 @ Pit.	1	-2	-2.0	-2	0	0	0	0.0	0	0
Totals	6	62	10.3	27	1	0	0	0.0	0	0

81 ANQUAN BOLDIN

REGULAR SEASON

Year	Teams	GP	GS	RECEIVING					RUSHING				
				No.	Yds.	Avg.	LG	TD	No.	Yds.	Avg.	LG	TD
2003	Arizona	16	16	*101	*1,377	*13.6	71t	8	5	40	8.0	23	0
2004	Arizona	10	9	56	623	11.1	31t	1	1	3	3.0	3	0
2005	Arizona	14	14	102	1,402	13.7	54t	7	12	45	3.8	11	0
2006	Arizona	16	16	*83	*1,203	14.5	64	4	5	28	5.6	18	0
2007	Arizona	12	11	71	853	12.0	44t	9	1	14	14.0	14	0
2008	Arizona	12	11	89	1,038	11.7	79t	11	9	67	7.4	30	0
2009	Arizona	15	15	84	1,024	12.2	44	4	3	12	4.0	5t	1
2010	Baltimore	16	16	*64	*837	13.1	61	*7	2	2	1.0	3	0
Totals		111	108	650	8,357	12.9	79t	51	38	211	5.6	30	1

*LED TEAM

SPECIAL TEAMS TACKLES (24): 2007 (8); 2008 (9); 2009 (7)

CAREER SINGLE-GAME HIGHS (REGULAR SEASON)

Receptions: 14 (9/23/07 at Bal.)	Yardage: 217 (9/7/03 at Det.)
Long Gain: 79t (9/14/08 vs. Mia.)	Touchdowns: 3 2 times (last: 9/26/10 vs. Cle.)

Additional Stats: Has 20 punt returns for 130 yards...Also has 3 passing attempts (1-for-3 for -6 yards, including 1 INT).

REGULAR SEASON

Year	Teams	GP	GS	RECEIVING					RUSHING				
				No.	Yds.	Avg.	LG	TD	No.	Yds.	Avg.	LG	TD
2008	Arizona	3	3	14	190	13.6	71t	1	0	0	0.0	0	0
2009	Arizona			INACTIVE - KNEE/ANKLE									
2010	Baltimore	2	2	6	62	10.3	27	1	0	0	0.0	0	0
Totals		5	5	20	252	12.6	71t	2	0	0	0.0	0	0

RAVENS RANTS: WR ANQUAN BOLDIN

HITTING THE TRIFECTA

Baltimore is just the third team in NFL history to have three players with 600-plus receptions on its active roster at the same time. The Ravens are the first team with three wideouts to reach that mark.

Year	Team	Players w/ 600+ Receptions on Active Roster
2000	Redskins	Larry Centers, Irving Fryar, Andre Reed
2005	Rams	Isaac Bruce, Marshall Faulk, Torry Holt
2010	Ravens	Anquan Boldin, T.J. Houshmandzadeh, Derrick Mason

MASON, BOLDIN & HOUSHMANDZADEH CAREER NUMBERS

Player	Rec.	Yards	TDs
Derrick Mason	924	11,891	66
Anquan Boldin	650	8,357	51
T.J. Houshmandzadeh	616	7,091	43

BOLDIN QUICK HITS

- Since entering the NFL as a second-round choice in 2003, Boldin's receiving yards rank fifth and catches sixth in the NFL.
- Boldin's 3 TDs in Week 3's win over Cleveland tied a career high (9/14/08 vs. Mia.) and tied for the second most in Ravens history.
- With his 118 yards on 5 catches vs. Pittsburgh in Week 13, Boldin now owns 30 career 100-yard receiving games, including three as a Raven. His 30 100-yard games rank seventh most among active NFL players.
- For his performance in Week 3 vs. Cleveland, Boldin became the first Baltimore wide receiver to win Offensive Player of the Week honors since Qadry Ismail in 1999 (Week 14).

FASTEST TO 400		FASTEST TO 500		FASTEST TO 600	
Player	Gm	Player	Gm	Player	Gm
Anquan Boldin	67	Anquan Boldin	80	Anquan Boldin	98
Kellen Winslow Sr.	72	Larry Fitzgerald	87	Marvin Harrison	102

BOASTING ABOUT BOLDIN

A three-time Pro Bowler, WR Anquan Boldin has totaled 650 career receptions for 8,357 yards and 51 TDs, producing 75.3 receiving yards per game, which ranks as the seventh-best mark in NFL history. In 2010, his first season in Baltimore, Boldin produced team highs in catches (64), receiving yards (837) and TDs (7, tied with Derrick Mason).

RECEIVING YARDS PER GAME (NFL History / Min. 100 Games)

Rk.	Player	GP	Rec.	Yards	TDs	YPG
1.	Andre Johnson	115	673	9,164	50	79.7
2.	Torry Holt	173	920	13,382	74	77.4
3.	Marvin Harrison	190	1,102	14,580	128	76.7
4.	Larry Fitzgerald	108	613	8,204	65	76.0
5.	Jerry Rice	303	1,549	22,895	197	75.6
6.	Lance Alworth	136	542	10,266	85	75.5
7.	Anquan Boldin	111	650	8,357	51	75.3

FASTEST TO 600

WR Anquan Boldin was the fastest player in NFL history to reach 400, 500 and now 600 catches. In the Week 3 win over Cleveland this season, he pulled in No. 600 in his 98th career game, four quicker than previous record holder Marvin Harrison.

FASTEST TO REACH 600 RECEPTIONS (NFL History)

Player	Team With	No. of Games
Anquan Boldin	Baltimore	98
Marvin Harrison	Indianapolis	102
Andre Johnson	Houston	104

FEWEST GAMES TO REACH 7,000 REC. YARDS (NFL History)

Player	Team With	No. of Games
Lance Alworth	San Diego	72
Torry Holt	St. Louis	82
Randy Moss	Minnesota	83
Jerry Rice	San Francisco	83
Anquan Boldin	Arizona	88
Isaac Bruce	St. Louis	88

84

T.J. HOUSHMANDZADEH

WIDE RECEIVER | 6-2 | 203

COLLEGE: OREGON STATE
EXP. (NFL/RAVENS): 10/1

HS: BARSTOW (CA)
GP/GS (PLAYOFFS): 137/92 (3/1)

BORN: 9/26/77, VICTORVILLE, CA

2010 SEASON HIGHLIGHTS: Saw action in all 16 games, including 2 starts, and finished with 30 receptions for 398 yards and 3 TDs in his first season with the Ravens

- Tied for the team lead with 4 receptions for 32 yards and a TD in the 20-10 victory in **game 15 at Cle. (12/26)**
- Started and finished second on the team with a season-high 4 receptions for 20 yards in **game 12 vs. Pit. (12/5)**
- Caught his 600th-career reception on a 56-yard opening-drive TD catch in the 37-13 win in **game 10 at Car. (11/21)**
- Had 3 receptions for 49 yards, including a game-winning 18-yard TD pass from QB Joe Flacco with 32 seconds remaining in the game to give the Ravens a 17-14 victory in **game 4 at Pit. (10/3)**
- Started his first game as a Raven (Baltimore began in a three-WR set) and hauled in 1 reception for 27 yards (converting a third-and-3) and drew 2 pass interference penalties on the Ravens' TD drive in the second quarter in the **season opener at NYJ (9/13)**
- Signed with the Ravens as a free agent on 9/7/10

2010 POSTSEASON: Posted 4 receptions for 66 yards, including a postseason-career-long 28 yarder, in two playoff contests

- Hauled in 3 receptions for 38 yards in the **Divisional Game at Pit. (1/15/11)**

CAREER HIGHLIGHTS:

- Ranks eighth in the NFL in receptions (481), ninth in first downs (302), tied for 14th in TDs (38) and 18th in yards (5,393) since 2005
- Finished his Bengals career in third place on the club's all-time receptions list (507), seventh in receiving yards list (5,782) and fifth on the TD receptions list (37)
- Tied for the league-lead with career highs in receptions (112) and posted career highs in yards (1,143) and TDs (12) en route to his first-career Pro Bowl in 2007
- Had a receiving score in each of the first eight games of 2007, tying the second-longest consecutive streak in NFL history
- Posted a career-high with 12 receptions on four different occasions - at NYG (9/21/08), vs. Phi. (11/16/08), at NE (12/12/04) and at Seattle (9/23/07)
- Recorded a career-high 171 yards (on 10 receptions) at Bal. (12/5/04)
- Led the NFL with 31 receptions on third down in 2008

CAREER HONORS:

- Pro Bowler (2007)

2010 Game-by-Game Ravens

Date/Opp.	Receiving					Rushing				
	Rec.	Yds	Avg.	LG	TD	No.	Yds	Avg.	LG	TD
9/13 @ NYJ	1	27	27.0	27	0	0	0	0.0	0	0
9/19 @ Cin.	0	0	0.0	0	0	0	0	0.0	0	0
9/26 vs. Cle.	1	4	4.0	4	0	0	0	0.0	0	0
10/3 @ Pit.	3	49	16.3	21	1	0	0	0.0	0	0
10/10 vs. Den.	2	24	12.0	17	0	0	0	0.0	0	0
10/17 @ NE	2	24	12.0	15	0	0	0	0.0	0	0
10/24 vs. Buf.	0	0	0.0	0	0	0	0	0.0	0	0
11/7 vs. Mia.	2	34	17.0	23	0	0	0	0.0	0	0
11/11 @ Atl.	2	14	7.0	8	0	0	0	0.0	0	0
11/21 @ Car.	2	79	39.5	56t	1	0	0	0.0	0	0
11/28 vs. TB	2	36	18.0	23	0	0	0	0.0	0	0
12/5 vs. Pit.	4	20	5.0	8	0	0	0	0.0	0	0
12/13 @ Hou.	2	23	11.5	14	0	0	0	0.0	0	0
12/19 vs. NO	1	15	15.0	15	0	0	0	0.0	0	0
12/26 @ Cle.	4	32	8.0	15t	1	0	0	0.0	0	0
1/2/11 vs. Cin.	2	17	8.5	10	0	0	0	0.0	0	0
Totals	30	398	13.3	56t	3	0	0	0.0	0	0
Playoffs										
1/9/11 @ KC	1	28	28.0	28	0	0	0	0.0	0	0
1/15/11 @ Pit.	3	38	12.7	16	0	0	0	0.0	0	0
Totals	4	66	16.5	28	0	0	0	0.0	0	0

84 T.J. HOUSHMANDZADEH

REGULAR SEASON

Year	Team	GP	GS	No.	Yds.	Avg.	LG	TD
2001	Cincinnati	12	1	21	228	10.9	23	0
2002	Cincinnati	16	5	41	492	12.0	31	1
2003	Cincinnati	2	0	0	0	0.0	0	0
2004	Cincinnati	16	13	73	978	13.4	62	4
2005	Cincinnati	14	12	78	956	12.3	43t	7
2006	Cincinnati	14	13	*90	*1,081	12.0	40t	*9
2007	Cincinnati	16	15	*112	*1,143	10.2	42t	*12
2008	Cincinnati	15	15	*92	*904	9.8	46	*4
2009	Seattle	16	16	*79	*911	11.5	53	3
2010	Baltimore	16	2	30	398	13.3	56t	3
Totals		137	92	616	7,091	11.5	62	43

*LED TEAM

CAREER SINGLE-GAME HIGHS (REGULAR SEASON)

Receptions:	Yardage:
12 4 times (last: 11/16/08 vs. Phi.)	171 (12/5/04 at Bal.)
Long Gain:	Touchdowns:
62 (10/31/04 at Ten.)	2 7 times (last: 10/11/09 vs. Jax.)

Additional Stats: Has 22 rushes for 133 yards (6.0 avg.) and 1 TD, 33 KORs for 700 yards (21.2 avg.) and 47 PRs for 368 yards (7.8) with a long of 86

POSTSEASON

Year	Team	GP	GS	No.	Yds.	Avg.	LG	TD
2005	Cincinnati	1	1	4	25	6.3	8	1
2010	Baltimore	2	0	4	66	16.5	28	0
Totals		3	1	8	91	11.4	28	1

85

DERRICK MASON

WIDE RECEIVER | 5-10 | 197

COLLEGE: MICHIGAN STATE
EXP. (NFL/RAVENS): 14/6

HS: MUMFORD (DETROIT, MI)
GP/GS (PLAYOFFS): 218/169 (17/13)

BORN: 1/17/74, DETROIT, MI

2010 SEASON HIGHLIGHTS: Saw action in all 16 games, starting 15, and finished third on the team with 61 receptions for 802 yards and a team-high 7 TDs (tied with Anquan Boldin)...Moved into 12th place in NFL history with 924 receptions and notched his 11th-consecutive season with at least 60 receptions, becoming the third player in NFL history to accomplish the feat (Tony Gonzalez and Jerry Rice)

- Moved into 12th place in NFL history in receptions (924), while tying for the team lead with 4 receptions for 50 yards and a TD in the 20-10 victory in **game 15 at Cle. (12/26)**
- Pulled in 6 receptions for 78 yards and 2 TDs in the 34-28 overtime victory in **game 13 at Hou. (12/13)**...It was Mason's first multi-TD game in his Ravens career
- Led the team with 8 receptions for 87 yards and a TD in the 17-10 win in **game 11 vs. TB (11/28)**
- Became the 13th player in NFL history to amass 900 receptions after catching 3 passes for 42 yards in the 37-13 win in **game 10 at Car. (11/21)**
- Tied for the team lead (Ray Rice) with 8 receptions for 100 yards (first 100-yard receiving game since 11/22/09 and 20th of his career) in **game 6 at NE (10/17)**
- Finished second on the team with 6 receptions for a game-high 80 yards, including a season-long 40-yarder, in the 17-14 victory in **game 4 at Pit. (10/3)**
- Started and pulled in 1 reception, good for a 31-yard TD in **game 2 at Cin. (9/19)**, his 60th-career TD reception

2010 POSTSEASON: Started both games, netting 1 reception for 11 yards

CAREER HIGHLIGHTS:

- Among active players, Mason leads the league for the most consecutive seasons with 60-plus catches, having produced 11 straight (including 2010)

- His 5,777 receiving yards and 471 receptions during his Ravens career are the most in franchise history
- Has played in 138 consecutive games (second most among active WRs – Reggie Wayne, 150). Is the only player in NFL history to produce at least 5,000 total return yards and 11,000 receiving yards
- His 924 career receptions rank 12th in NFL history
- Mason owns the top three reception seasons in Ravens franchise history and has also posted four of his eight career 1,000-yard campaigns in Baltimore
- Mason finished his Titans career as the fourth-leading receiver in the team's history (453 receptions) and set then-career highs in catches for two consecutive years (95 in '03 – third-most, and 96 in '04 – second-most in his career)
- With 11,202 career all-purpose yards in Tennessee, only Eddie George produced more combined yards in Titans history than Mason
- In 2000, his 895 receiving yards, 662 punt return yards, 1,132 kickoff return yards and 1 rushing yard resulted in an NFL single-season record of 2,690 combined net yards, which topped the old mark of 2,535 by San Diego's Lionel James in 1985

CAREER HONORS:

- Two-time Pro Bowler (2000 and 2003)
- *Associated Press* All-Pro (2000)
- *College & Pro Football Newsweekly* All-Pro (2000)
- *Pro Football Weekly* All-Pro (2000)
- *Sports Illustrated* All-Pro (2000)
- NFL Special Teams Player of the Week (Championship Weekend and Week 12, 1999)

2010 Game-by-Game Ravens											
Date/Opp.	Receiving					Rushing					
	Rec.	Yds	Avg.	LG	TD	No.	Yds	Avg.	LG	TD	
9/13 @ NYJ	2	21	10.5	12	0	0	0	0.0	0	0	
9/19 @ Cin.	1	31	31.0	31t	1	0	0	0.0	0	0	
9/26 vs. Cle.	4	30	7.5	15	0	0	0	0.0	0	0	
10/3 @ Pit.	6	80	13.3	40	0	0	0	0.0	0	0	
10/10 vs. Den.	3	47	15.7	19	0	0	0	0.0	0	0	
10/17 @ NE	8	100	12.5	20	0	0	0	0.0	0	0	
10/24 vs. Buf.	2	48	24.0	36	0	0	0	0.0	0	0	
11/7 vs. Mia.	4	42	10.5	12t	1	0	0	0.0	0	0	
11/11 @ Atl.	4	48	12.0	22	1	0	0	0.0	0	0	
11/21 @ Car.	3	42	14.0	23	0	0	0	0.0	0	0	
11/28 vs. TB	8	87	10.9	15	1	0	0	0.0	0	0	
12/5 vs. Pit.	2	22	11.0	15	0	0	0	0.0	0	0	
12/13 @ Hou.	6	78	13.0	26t	2	0	0	0.0	0	0	
12/19 vs. NO	1	42	42.0	42	0	0	0	0.0	0	0	
12/26 @ Cle.	4	50	12.5	22t	1	0	0	0.0	0	0	
1/2/11 vs. Cin.	3	34	11.3	15	0	0	0	0.0	0	0	
Totals	61	802	13.1	42	7	0	0	0.0	0	0	
Playoffs											
1/9/11 @ KC	1	11	11.0	11	0	0	0	0.0	0	0	
1/15/11 @ Pit.	0	0	0.0	0	0	0	0	0.0	0	0	
Totals	1	11	11.0	11	0	0	0	0.0	0	0	

DERRICK MASON

85 DERRICK MASON

REGULAR SEASON

RECEIVING

Year	Team	GP	GS	No.	Yds.	Avg.	LG	TD
1997	Tennessee	16	2	14	186	13.3	38	0
1998	Tennessee	16	0	25	333	13.3	47	3
1999	Tennessee	13	0	8	89	11.1	31	0
2000	Tennessee	16	12	*63	895	14.2	34	5
2001	Tennessee	15	15	*73	*1,128	15.5	71t	*9
2002	Tennessee	14	14	*79	*1,012	12.8	40	*5
2003	Tennessee	16	16	*95	*1,303	13.7	50t	*8
2004	Tennessee	16	16	*96	*1,168	12.2	37	*7
2005	Baltimore	16	16	*86	*1,073	12.5	39t	3
2006	Baltimore	16	15	68	750	11.0	38	2
2007	Baltimore	16	16	**103	*1,087	10.6	79t	5
2008	Baltimore	16	16	*80	*1,037	13.0	54	*5
2009	Baltimore	16	16	73	*1,028	14.1	72t	*7
2010	Baltimore	16	15	61	802	13.1	42	*7
Totals		218	169	924	11,891	12.9	79t	66

*LED TEAM **FRANCHISE RECORD

CAREER SINGLE-GAME HIGHS (REGULAR SEASON)

Receptions:

12 3 times (last: 12/3/04 at SD)

Yardage:

186 (1/6/02 vs. Cin.)

Long Gain:

79t (12/23/07 at Sea.)

Touchdowns:

3 2 times (last: 10/12/03 vs. Hou.)

Longest Kick Return:

101t (11/18/01 at Cin.)

Longest Punt Return:

69t (10/30/00 at Was.)

KICKOFF RETURNS

PUNT RETURNS

Year	Team	GP	GS	No.	Yds.	Avg.	LG	TD	No.	FC	Yds.	Avg.	LG	TD
1997	Tennessee	16	2	26	551	21.2	54	0	13	3	95	7.3	29	0
1998	Tennessee	16	0	8	154	19.3	26	0	31	11	228	7.4	25	0
1999	Tennessee	13	0	41	805	19.6	41	0	26	15	225	8.7	65t	1
2000	Tennessee	16	12	42	1,132	27.0	66	0	51	17	662	13.0	69t	1
2001	Tennessee	15	15	34	748	22.0	101t	1	20	19	128	6.4	20	0
2002	Tennessee	14	14	0	0	0.0	0	0	9	12	60	6.7	21	0
2003	Tennessee	16	16	5	106	21.2	34	0	8	5	99	12.4	21	0
2004	Tennessee	16	16	0	0	0.0	0	0	24	12	93	3.9	13	0
2005	Baltimore	16	16	0	0	0.0	0	0	0	0	0	0.0	0	0
2006	Baltimore	16	15	0	0	0.0	0	0	0	0	0	0.0	0	0
2007	Baltimore	16	16	0	0	0.0	0	0	0	0	0	0.0	0	0
2008	Baltimore	16	16	0	0	0.0	0	0	0	0	0	0.0	0	0
2009	Baltimore	16	16	0	0	0.0	0	0	0	0	0	0.0	0	0
2010	Baltimore	16	15	0	0	0.0	0	0	0	0	0	0.0	0	0
TOTALS		218	169	156	3,496	22.4	101t	1	182	94	1,590	8.7	69t	2


POSTSEASON

RECEIVING

Year	Team	GP	GS	No.	Yds.	Avg.	LG	TD
1999	Tennessee	4	0	2	18	9.0	9	0
2000	Tennessee	1	1	7	88	12.6	19	0
2002	Tennessee	2	2	10	88	8.8	18	0
2003	Tennessee	2	2	10	118	11.8	29	1
2006	Baltimore	1	1	2	16	8.0	9	0
2008	Baltimore	3	3	12	190	15.8	48t	1
2009	Baltimore	2	2	5	72	14.4	27	0
2010	Baltimore	2	2	1	11	11.0	11	0
Totals		17	13	49	601	12.3	48t	2

RAVENS RANTS: WR DERRICK MASON

MR. CONSISTENCY



WR Derrick Mason ranks 12th on the NFL's all-time receptions list (924). Since earning his first Pro Bowl in 2000, Mason has tallied the league's third-most catches (877) and produced the third-most receiving yards (11,283) among all active players. In Week 17 vs. Cincinnati, he became the third player in NFL history to record at least 60 catches in 11 consecutive seasons, joining Hall of Famer Jerry Rice and Falcons TE Tony Gonzalez.

NFL WRs CONSECUTIVE GAMES PLAYED

Rk.	Player	Games
1.	Reggie Wayne	150
2.	Derrick Mason	138
3.	Roddy White	96

NFL RECEPTIONS (Active Players since 2000)

Rk.	Player	Rec.
1.	Tony Gonzalez	901
2.	Hines Ward	878
3.	Derrick Mason	877

NFL PLAYERS / CONSECUTIVE 60+ CATCH SEASONS

Rk.	Player	Seasons
1.	T. Gonzalez (1999-2010)	12
2.	D. Mason (2000-10)	11
3.	Jerry Rice (1986-96)	11

NFL RECEIVING YARDS (Active Players since 2000)

Rk.	Player	Yards
1.	Terrell Owens	12,627
2.	Randy Moss	12,132
3.	Derrick Mason	11,283

CHART WATCH

Mason owns the NFL's 12th-most receptions all time (924). In Week 6 at NE, he posted season highs of 8 catches for 100 yards, registering the 20th 100-yard day of his career and seventh as a Raven.

NFL CAREER RECEPTIONS LEADERS / ALL-TIME LIST

Rk.	Players	GP	Rec.	Yards	Avg.	TDs
1.	Jerry Rice	303	1,549	22,895	14.8	197
2.	Marvin Harrison	190	1,102	14,580	13.2	128
3.	Cris Carter	234	1,101	13,899	12.6	130
4.	Tim Brown	255	1,094	14,934	13.7	100
5.	Terrell Owens	219	1,078	15,934	14.8	153
6.	Tony Gonzalez	222	1,069	12,463	11.7	88
7.	Isaac Bruce	223	1,024	15,208	14.9	91
8.	Randy Moss	202	954	14,858	15.6	153
	Hines Ward	202	954	11,702	12.3	83
10.	Andre Reed	234	951	13,198	13.9	87
11.	Art Monk	224	940	12,721	13.5	68
12.	Derrick Mason	218	924	11,891	12.9	66

Mason Ravens All-Time Leader:

• WR Derrick Mason ranks first in Ravens franchise history with 471 receptions for 5,777 yards. He stands No. 2 in TD catches (29).

MASON STANDS ALONE

16,980

Combined yards Mason has produced during his career (5,086 return, 3 rushing and 11,891 receiving). He is the only player in NFL history to produce at least 5,000 return yards and 11,000 receiving yards.

RAVENS RECEPTIONS (Single-Season Records)

Rk.	Player (Year)	Rec
1.	D. Mason ('07)	103
2.	D. Mason ('05)	86
3.	D. Mason ('08)	80
4.	Ray Rice ('09)	78
5.	M. Jackson ('96)	76

RAVENS RECEIVING YARDS (Single-Season Records)

Rk.	Player (Year)	Rec
1.	M. Jackson ('96)	1,201
2.	Q. Ismail ('99)	1,105
3.	D. Alexander ('96)	1,099
4.	D. Mason ('07)	1,087
5.	D. Mason ('05)	1,073

MASON TOPS THE CHARTS

WR Derrick Mason ranks first on the Ravens' all-time receiving yards and receptions chart. He has the second most TDs.

RAVENS ALL-TIME RECEPTIONS LEADERS

(Franchise History)

Rk.	Name	No.	Yds.	Avg.	LG	TDs
1.	Derrick Mason	471	5,777	12.3	79t	29
2.	Todd Heap	467	5,492	11.8	65t	41
3.	Mark Clayton	234	3,116	13.3	87t	12
4.	Travis Taylor	204	2,758	13.5	73t	15
5.	Qadry Ismail	191	2,819	14.8	77t	18

HITTING THE TRIFECTA

The Ravens are the first team in NFL history with three wideouts on an active roster to reach the 600-catch milestone.

Player	Rec.	Yards	TDs
Derrick Mason	924	11,891	66
Anquan Boldin	650	8,357	51
T.J. Houshmandzadeh	616	7,091	43

BALTIMORE'S IRON MEN

WR Derrick Mason has played in 96 consecutive regular season games, the second longest current Ravens streak.

RAVENS CONSECUTIVE GAMES PLAYED / CURRENT STREAKS

Rk.	Player	Games
1.	Jarret Johnson	113
2.	Derrick Mason	96*
3.	Sam Koch	80

RAVENS CONSECUTIVE GAMES PLAYED / ALL-TIME STREAKS

Rk.	Player	Games	Years
1.	Jarret Johnson	113	2003-present
2.	Peter Boulware	111	1997-2003
3.	Matt Stover	110	2002-08
4.	Terrell Suggs	105	2003-09

* Including his time in Tennessee, Mason has played in 138 straight games, the NFL's second-longest active streak among WRs (Reggie Wayne, 150).

16

DAVID REED

WIDE RECEIVER | 6-0 | 190

COLLEGE: UTAH

EXP. (NFL/RAVENS): ROOKIE

HS: NEW LONDON (CT)

GP/GS (PLAYOFFS): 13/0 (0/0)

BORN: 3/22/87, DUBUQUE, IA

2010 SEASON HIGHLIGHTS: Saw action in 13 games and led the NFL by averaging 29.3 yards per KO return (21 for 616), including a career-long and franchise-record 103-yard return for a TD...Also finished fourth on the team with 11 special teams tackles

- Earned AFC Special Teams Player of the Week honors after returning 6 KO's for 233 yards (38.8 avg.), including a career-long and franchise-record 103-yarder for a TD to open the second half, in the 34-28 overtime victory in **game 13 at Hou. (12/13)**
- Had 3 KORs for 135 yards (45.0 avg.), including a career-long 84-yarder, in the 37-13 win in **game 10 at Car. (11/21)**...Also recorded 2 special teams tackles against the Panthers
- Recorded his first NFL carry, on a reverse, gaining 15 yards and a first down, in the 26-10 win in **game 8 vs. Mia. (11/7)**...Also had 2 KORs for 44 yards (22.0 avg.) against the Dolphins
- Saw action on special teams in his first-career NFL game and led the team with 3 special teams tackles and a FF in the **season opener at NYJ (9/13)**

2010 POSTSEASON: Was a game-day inactive in the **Divisional game at Pit (1/15/11)** and the 30-7 victory in the **Wild Card Game at KC (1/9/11)**

CAREER HONORS:

- AFC Special Teams Player of the Week (Week 14, 2010)

CAREER HIGHLIGHTS:

- Led the NFL by averaging 29.3 yards per KOR (21 for 616) as a rookie
- Recorded a franchise-record 103-yard KOR for a TD to open the second half, in the 34-28 overtime victory at Hou. (12/13/10)

2010 Game-by-Game Special Teams Statistics Ravens

Date/Opp.	TT	Solo	As	FF	FR	BK
9/13 @ NYJ	3	3	0	1	0	0
9/19 @ Cin.	1	1	0	0	0	0
9/26 vs. Cle.	0	0	0	0	0	0
10/3 @ Pit.	1	1	0	0	0	0
10/10 vs. Den.	0	0	0	0	0	0
10/17 @ NE	0	0	0	0	0	0
10/24 vs. Buf.	INACTIVE - THIGH					
11/7 vs. Mia.	0	0	0	0	0	0
11/11 @ Atl.	0	0	0	0	0	0
11/21 @ Car.	2	2	0	0	0	0
11/28 vs. TB	1	1	0	0	0	0
12/5 vs. Pit.	0	0	0	0	0	0
12/13 @ Hou.	2	2	0	0	0	0
12/19 vs. NO	1	0	1	0	0	0
12/26 @ Cle.	INACTIVE - HEAD					
1/2/11 vs. Cin.	INACTIVE - HEAD					
Totals	11	10	1	1	0	0
Playoffs						
1/9/11 @ KC	INACTIVE - HEAD					
1/15/11 @ Pit.	INACTIVE					
Totals	0	0	0	0	0	0

2010 Game-by-Game Ravens

Date/Opp.	Receiving					Rushing				
	Rec.	Yds	Avg.	LG	TD	No.	Yds	Avg.	LG	TD
9/13 @ NYJ	0	0	0.0	0	0	0	0	0.0	0	0
9/19 @ Cin.	0	0	0.0	0	0	0	0	0.0	0	0
9/26 vs. Cle.	0	0	0.0	0	0	0	0	0.0	0	0
10/3 @ Pit.	0	0	0.0	0	0	0	0	0.0	0	0
10/10 vs. Den.	0	0	0.0	0	0	0	0	0.0	0	0
10/17 @ NE	0	0	0.0	0	0	0	0	0.0	0	0
10/24 vs. Buf.	INACTIVE - THIGH									
11/7 vs. Mia.	0	0	0.0	0	0	1	15	15.0	15	0
11/11 @ Atl.	0	0	0.0	0	0	0	0	0.0	0	0
11/21 @ Car.	0	0	0.0	0	0	0	0	0.0	0	0
11/28 vs. TB	0	0	0.0	0	0	0	0	0.0	0	0
12/5 vs. Pit.	0	0	0.0	0	0	0	0	0.0	0	0
12/13 @ Hou.	0	0	0.0	0	0	0	0	0.0	0	0
12/19 vs. NO	0	0	0.0	0	0	0	0	0.0	0	0
12/26 @ Cle.	INACTIVE - HEAD									
1/2/11 vs. Cin.	INACTIVE - HEAD									
Totals	0	0	0.0	0	0	1	15	15.0	15	0
Playoffs										
1/9/11 @ KC	INACTIVE - HEAD									
1/15/11 @ Pit.	INACTIVE									
Totals	0	0	0.0	0	0	0	0	0.0	0	0

16 DAVID REED

REGULAR SEASON

Year	Teams	RECEIVING					RUSHING						
		GP	GS	No.	Yds.	Avg.	LG	TD	No.	Yds.	Avg.	LG	TD
2010	Baltimore	13	0	0	0	0.0	0	0	1	15	15.0	15	0
Totals		13	0	0	0	0.0	0	0	1	15	15.0	15	0

SPECIAL TEAMS TACKLES (11): 2010 (11)

CAREER SINGLE-GAME HIGHS (REGULAR SEASON)

Total Special Teams Tackles:

3 (9/13/10 at NYJ)

Solo Special Teams Tackles:

3 (9/13/10 at NYJ)

KICKOFF RETURNS

Year	Team	GP	GS	No.	Yds.	Avg.	LG	TD
2010	Baltimore	13	0	21	616	29.3	103t	1
TOTALS		13	0	21	616	29.3	103t	1

POSTSEASON

KICKOFF RETURNS

Year	Team	GP	GS	No.	Yds.	Avg.	LG	TD
2010	Baltimore	0	0	0	0	0.0	0	0
TOTALS		0	0	0	0	0.0	0	0

2010 Game-by-Game Statistics Ravens

Date/Opp.	Kickoff Returns				
	No.	Yards	Avg.	LG	TD
9/13 @ NYJ	0	0	0.0	0	0
9/19 @ Cin.	0	0	0.0	0	0
9/26 vs. Cle.	0	0	0.0	0	0
10/3 @ Pit.	0	0	0.0	0	0
10/10 vs. Den.	0	0	0.0	0	0
10/17 @ NE	0	0	0.0	0	0
10/24 vs. Buf.	INACTIVE - THIGH				
11/7 vs. Mia.	2	44	22.0	23	0
11/11 @ Atl.	3	64	21.3	31	0
11/21 @ Car.	3	135	45.0	84	0
11/28 vs. TB	2	50	25.0	30	0
12/5 vs. Pit.	4	72	18.0	27	0
12/13 @ Hou.	6	233	38.8	103t	1
12/19 vs. NO	1	18	18.0	18	0
12/26 @ Cle.	INACTIVE - HEAD				
1/2/11 vs. Cin.	INACTIVE - HEAD				
Totals	21	616	29.3	103t	1
Playoffs					
1/9/11 @ KC	INACTIVE - HEAD				
1/15/11 @ Pit.	INACTIVE				
Totals	0	0	0.0	0	0

11

MARCUS SMITH

WIDE RECEIVER | 6-1 | 225

COLLEGE: NEW MEXICO
EXP. (NFL/RAVENS): 3/3

HS: MORSE (SAN DIEGO, CA)
GP/GS (PLAYOFFS): 19/0 (5/0)

BORN: 1/11/85, SAN DIEGO, CA

2010 SEASON HIGHLIGHTS: Saw action in 14 games and finished with 5 special teams tackles

- Posted a solo special teams tackle in **game 6 at NE (10/17)**
- Saw action from scrimmage and on special teams in the 31-17 victory in **game 5 vs. Den. (10/10)**
- Played on special teams in the 17-14 victory in **game 4 at Pit. (10/3)**
- Saw action on special teams and posted a solo tackle in **game 3 vs. Cle. (9/26)**
- Played on special teams in **game 2 at Cin. (9/19)** and in the 10-9 in the **season opener at NYJ (9/13)**

2010 POSTSEASON: Saw action in both playoff games and netted 1 special teams tackle

CAREER HIGHLIGHTS:

- Has 8 special teams tackles in his career (regular season), also adding 3 more in the 2008 postseason and 1 in the postseason

2010 Game-by-Game Special Teams Statistics

Date/Opp.	TT	Solo	As	FF	FR	BK
9/13 @ NYJ	0	0	0	0	0	0
9/19 @ Cin.	0	0	0	0	0	0
9/26 vs. Cle.	1	1	0	0	0	0
10/3 @ Pit.	0	0	0	0	0	0
10/10 vs. Den.	0	0	0	0	0	0
10/17 @ NE	1	1	0	0	0	0
10/24 vs. Buf.	0	0	0	0	0	0
11/7 vs. Mia.	1	1	0	0	0	0
11/11 @ Atl.	0	0	0	0	0	0
11/21 @ Car.	INACTIVE					
11/28 vs. TB	INACTIVE					
12/5 vs. Pit.	0	0	0	0	0	0
12/13 @ Hou.	1	1	0	0	0	0
12/19 vs. NO	0	0	0	0	0	0
12/26 @ Cle.	0	0	0	0	0	0
1/2/11 vs. Cin.	1	0	1	0	0	0
Totals	5	4	1	0	0	0
Playoffs						
1/9/11 @ KC	0	0	0	0	0	0
1/15/11 @ Pit.	1	0	1	0	0	0
Totals	1	0	1	0	0	0

11 MARCUS SMITH

REGULAR SEASON

RECEIVING

Year	Team	GP	GS	No.	Yds.	Avg.	LG	TD
2008	Baltimore	5	0	0	0	0.0	0	0
2009	Baltimore	INJURED RESERVE - KNEE						
2010	Baltimore	14	0	0	0	0.0	0	0
Totals		19	0	0	0	0.0	0	0

SPECIAL TEAMS TACKLES (8): 2008 (3); 2009 (IR); 2010 (5)

CAREER SINGLE-GAME HIGHS (REGULAR SEASON)

Total Special Teams Tackles:
17 times (last: 12/13/10 at Hou.)

Solo Special Teams Tackles:
17 times (last: 12/13/10 at Hou.)

POSTSEASON

RECEIVING

Year	Team	GP	GS	No.	Yds.	Avg.	LG	TD
2008	Baltimore	3	0	0	0	0.0	0	0
2009	Baltimore	INJURED RESERVE - KNEE						
2010	Baltimore	2	0	0	0	0.0	0	0
Totals		5	0	0	0	0.0	0	0

18

DONTE' STALLWORTH

WIDE RECEIVER | 6-0 | 204

COLLEGE: TENNESSEE

BORN: 11/10/80, SACRAMENTO, CA

HS: GRANT UNION (DEL PASO HEIGHTS, CA)

EXP. (NFL/RAVENS): 8/1

GP/GS (PLAYOFFS): 103/59 (7/2)

2010 SEASON HIGHLIGHTS: Saw action in 8 games (missing the first 7 contests of the season with a broken foot)...Carried the ball 5 times for 45 yards and hauled in 2 receptions for 82 yards

- Posted a special teams tackle in the 34-28 overtime victory in **game 13 at Hou. (12/13)**
- Played in his 100th-career game and recorded 1 reception for 67 yards (longest play of the season for the Ravens) in **game 12 vs. Pit. (12/5)**
- Pulled in his first reception as a Raven, netting 15 yards, and had a rushing attempt for 7 yards in the 37-13 win in **game 10 at Car. (11/21)**
- Carried the ball 2 times for 34 yards (both good for first downs), including a long of 19, in **game 9 at Atl. (11/11)**
- Saw action in his first game as a Raven in the 26-10 win in **game 8 vs. Mia. (11/7)**
- Was a game-day inactive (broken foot) in **games 1-7**

2010 POSTSEASON: Saw action in both playoff games, totalling 1 rush for 1 yard

CAREER HIGHLIGHTS:

- Earned the team's Ed Block Courage Award in 2010 as voted by his teammates...The annual award, which has members of every NFL team select one of their teammates, is awarded to those who are "role models of inspiration, sportsmanship, and courage"
- Pulled in a career-long 84-yard TD catch in 2006 with the Eagles
- Posted a career-high 8 TD receptions in his rookie year with the Saints
- In 2002, became the first rookie to catch a TD pass in his first four NFL games since 1982 (Washington's Charlie Brown set the league record with a TD reception in his first five contests)
- Owns 13 career 100-yard receiving games

2010 Game-by-Game Ravens

Date/Opp.	Receiving				Rushing			
	Rec.	Yds	Avg.	LG TD	No.	Yds	Avg.	LG TD
9/13 @ NYJ				INACTIVE - FOOT				
9/19 @ Cin.				INACTIVE - FOOT				
9/26 vs. Cle.				INACTIVE - FOOT				
10/3 @ Pit.				INACTIVE - FOOT				
10/10 vs. Den.				INACTIVE - FOOT				
10/17 @ NE				INACTIVE - FOOT				
10/24 vs. Buf.				INACTIVE - FOOT				
11/7 vs. Mia.	0	0	0.0	0 0	0	0	0.0	0 0
11/11 @ Atl.	0	0	0.0	0 0	2	34	17.0	19 0
11/21 @ Car.	1	15	15.0	15 0	1	7	7.0	7 0
11/28 vs. TB	0	0	0.0	0 0	0	0	0.0	0 0
12/5 vs. Pit.	1	67	67.0	67 0	1	-11	-11.0	-11 0
12/13 @ Hou.	0	0	0.0	0 0	0	0	0.0	0 0
12/19 vs. NO				INACTIVE				
12/26 @ Cle.	0	0	0.0	0 0	0	0	0.0	0 0
1/2/11 vs. Cin.	0	0	0.0	0 0	1	15	15.0	15 0
Totals	2	82	41.0	67 0	5	45	9.0	19 0
Playoffs								
1/9/11 @ KC	0	0	0.0	0 0	1	1	1.0	1 0
1/15/11 @ Pit.	0	0	0.0	0 0	0	0	0.0	0 0
Totals	0	0	0.0	0 0	1	1	1.0	1 0

18 DONTE' STALLWORTH

REGULAR SEASON

RECEIVING

Year	Team	GP	GS	No.	Yds.	Avg.	LG	TD	
2002	New Orleans	13	7	42	594	14.1	57t	8	
2003	New Orleans	11	3	25	485	19.4	76t	3	
2004	New Orleans	16	9	58	767	13.2	45	5	
2005	New Orleans	16	13	70	945	13.5	43	7	
2006	Philadelphia	12	11	38	725	19.1	84t	5	
2007	New England	16	9	46	697	15.2	69t	3	
2008	Cleveland	11	7	17	170	10.0	19	1	
2009				SUSPENDED BY NFL					
2010	Baltimore	8	0	2	82	41.0	67	0	
Totals		103	59	298	4,465	15.0	84t	32	

CAREER SINGLE-GAME HIGHS (REGULAR SEASON)

Receptions:

10 (11/21/04 vs. Den.)

Long gain:

84t (11/12/06 vs. Was.)

Yardage:

141 2 times (last: 9/10/06 at Hou.)

Touchdowns:

2 (11/20/05 at NE)

ADDITIONAL STATISTICS: Has rushed 18 times for 97 yards...Also has 18 PRs for 102 yards (5.7 avg.) and 8 KORs for 171 yards (21.4 avg.).

POSTSEASON

RECEIVING

Year	Team	GP	GS	No.	Yds.	Avg.	LG	TD
2006	Philadelphia	2	2	6	141	23.5	75t	2
2007	New England	3	0	8	113	14.1	53	0
2010	Baltimore	2	0	0	0	0.0	0	0
Totals		7	2	14	254	18.1	75t	2

OFFENSIVE LINE

77

MATT BIRK

CENTER | 6-4 | 310

COLLEGE: HARVARD

HS: CRETIN-DERHAM HALL (ST. PAUL, MN)

BORN: 7/23/76, ST. PAUL, MN

EXP. (NFL/RAVENS): 13/2 GP/GS (PLAYOFFS): 178/155 (12/9)

2010 SEASON HIGHLIGHTS: (GP/GS: 16/16) Helped protect QB Joe Flacco, allowing him to complete 62.6% of his passes (306 of 489) and set career highs with 3,622 passing yards, 25 TDs and a 93.6 QB rating...Also helped the Ravens rush for 1,831 yards and 11 TDs

- Started at center and helped pave the way for the Ravens to rush for 208 yards and RB Ray Rice to produce a career-high 233 yards from scrimmage (153 rushing and 80 receiving) in the 30-24 victory in **game 14 vs. NO (12/19)**
- Started at center (his 150th career start) and helped protect QB Joe Flacco, allowing him time to complete 71% of his passes (25 of 35) for 289 yards and 2 TDs, in **game 11 vs. TB (11/28)**...Flacco set a Ravens' franchise record with his 52nd- and 53rd-career TD passes
- Started at center and helped pave the way for the Ravens to post 378 yards (278 passing and 100 rushing) and 5 scoring drives in the 37-13 win in **game 10 at Car. (11/21)**
- yards, 4 TDs, and a franchise-record 17 first downs, in the 31-17 victory in **game 5 vs. Den. (10/10)**
- Started at center and helped protect Flacco, allowing him to lead the Ravens on a fourth-quarter, game-winning TD drive in the 17-14 victory in **game 4 at Pit. (10/3)**

2010 POSTSEASON: (GP/GS: 2/2) Started at center in both playoff games and helped the Ravens produce 516 total yards, including a team playoff-record 390 yards in the **Wild Card Game at KC (1/9/11)**...QB Joe Flacco established postseason franchise marks for completion percentage (73.5), passing yards (265), passing TDs (2) and QB rating (115.4) in the 30-7 victory against the Chiefs

CAREER HIGHLIGHTS:

- Helped the Ravens post 5,619 total yards (second-highest total in franchise history) in 2009
- Helped the Ravens tie a franchise record for points (391 in 2003) and also set a record for most TDs scored (47) in 2009... Ravens also added a team-record 22 rushing TDs
- Helped pave the way for the Vikings' offense to rank No. 1 in the NFL for the first time in franchise history (2003 – 393.4 ypg)
- Paved the way for Minnesota's RB Adrian Peterson to become the first Vikings' RB to lead the NFL in rushing (1,760 yards in 2008)

CAREER HONORS:

- Six-time Pro Bowler (2000-01, 2003-04 and 2006-07)
- Named to *USA Today Sports Weekly's* All-Decade (2000s) Team
- *The Sporting News* All-Pro (2003)
- *Associated Press* second-team All-Pro (2003)
- *Pro Football Weekly's* All-NFC (2000 and 2003)

65

CHRIS CHESTER

GUARD/CENTER | 6-3 | 315

COLLEGE: OKLAHOMA
EXP. (NFL/RAVENS): 5/5

HS: TUSTIN (CA)
GP/GS (PLAYOFFS): 73/46 (8/6)

BORN: 1/12/83, TUSTIN, CA

2010 SEASON HIGHLIGHTS: (GP/GS: 14/14) Helped protect QB Joe Flacco, allowing him to complete 62.6% of his passes (306 of 489) and set career highs with 3,622 passing yards, 25 TDs and a 93.6 QB rating...Also helped the Ravens rush for 1,831 yards and 11 TDs...Inactive for games 10 and 11 (illness)

- Started at RG and helped pave the way for the Ravens to rush for 208 yards and RB Ray Rice to produce a career-high 233 yards from scrimmage (153 rushing and 80 receiving) in the 30-24 victory in **game 14 vs. NO (12/19)**
- Started at TE and helped protect QB Joe Flacco, allowing him time to complete 67% of his passes (22 of 33) for 235 yards, 2 TDs and no INTs, in the 34-28 overtime victory in **game 13 at Hou. (12/13)**
- Returned to the starting lineup after missing the past two games with an illness and helped protect QB Joe Flacco, who completed 17 of 33 passes for 266 yards, 1 TD and no INTs in **game 12 vs. Pit. (12/5)**
- Started at RG and helped the Ravens rush for 135 yards (4.5 avg.) and a TD in the 37-34 overtime victory in **game 7 vs. Buf. (10/24)**...Also helped give QB Joe Flacco time to throw for 250 yards and 3 TDs against the Bills
- Started at RG and helped protect Flacco, allowing him to complete 77.1% of his passes (min. 25 completions) for 2 TDs and no INTs, in **game 6 at NE (10/17)**

- Started at RG and helped the Ravens rush for 233 yards, 4 TDs, and a franchise-record 17 first downs, in the 31-17 victory in **game 5 vs. Den. (10/10)**
- Started at RG and helped protect Flacco, allowing him to lead the Ravens on a fourth-quarter, game-winning TD drive in the 17-14 victory in **game 4 at Pit. (10/3)**

2010 POSTSEASON: (GP/GS: 2/2) Started at RG in both playoff games and helped the Ravens produce 516 total yards, including a team playoff-record 390 yards in the **Wild Card Game at KC (1/9/11)**...QB Joe Flacco established postseason franchise marks for completion percentage (73.5), passing yards (265), passing TDs (2) and QB rating (115.4) in the 30-7 victory against the Chiefs

CAREER HIGHLIGHTS:

- Has started at both TE and guard during his career
- Ravens posted 5,619 total yards (second-highest total in franchise history) in 2009
- Baltimore tied a franchise record for points (391, 2003) in 2009
- Ravens set a franchise record for most TDs (47) and rushing TDs (22) in 2009
- Baltimore allowed a franchise-low 17 sacks, the second-fewest (Ind. - 15) in the NFL in 2006

64

ONIEL COUSINS

TACKLE | 6-4 | 315

COLLEGE: UTEP
EXP. (NFL/RAVENS): 3/3

HS: EASTSIDE CHRISTIAN (FULLERTON, CA)
GP/GS (PLAYOFFS): 25/4 (4/0)

BORN: 6/29/84, FULLERTON, CA

2010 SEASON HIGHLIGHTS: (GP/GS: 16/1) Helped protect QB Joe Flacco, allowing him to complete 62.6% of his passes (306 of 489) and set career highs with 3,622 passing yards, 25 TDs and a 93.6 QB rating...Also helped the Ravens rush for 1,831 yards and 11 TDs

- Started at RT and helped protect QB Joe Flacco, allowing him time to complete 67% of his passes (22 of 33) for 235 yards, 2 TDs and no INTs, in the 34-28 overtime victory in **game 13 at Hou. (12/13)**
- Saw extensive action at LT after an injury to Michael Oher and helped protect QB Joe Flacco, allowing him time to complete 71% of his passes (25 of 35) for 289 yards and 2 TDs, in **game 11 vs. TB (11/28)**...Flacco set a Ravens' franchise record with his 52nd- and 53rd-career TD passes
- Saw action on special teams in **games 8-10**
- Played from scrimmage and on special teams in the 37-34 overtime victory in **game 7 vs. Buf. (10/24)** and **game 6 at NE (10/17)**

- Played on special teams and from scrimmage in the 17-14 victory in **game 4 at Pit. (10/3)**
- Saw action on special teams in **games 1-3**

2010 POSTSEASON: (GP/GS: 2/0): Saw action on special teams in both playoff contests

CAREER HIGHLIGHTS:

- Helped the Ravens post 5,619 total yards (second-highest total in franchise history) in 2009 by starting three games at right tackle
- Started his first-career NFL game vs. Detroit (12/13/09), helping the Ravens rack up a franchise-record 548 total yards

66

BEN GRUBBS

GUARD | 6-3 | 310

COLLEGE: AUBURN

HS: ELMORE COUNTY (ECLECTIC, AL)

BORN: 3/10/84, COLUMBUS, GA

EXP. (NFL/RAVENS): 4/4

GP/GS (PLAYOFFS): 64/60 (7/7)

2010 SEASON HIGHLIGHTS: (GP/GS: 16/16) Helped protect QB Joe Flacco, allowing him to complete 62.6% of his passes (306 of 489) and set career highs with 3,622 passing yards, 25 TDs and a 93.6 QB rating...Also helped the Ravens rush for 1,831 yards and 11 TDs...Was named first alternate to the Pro Bowl for the second straight year

- Started at LG and helped pave the way for the Ravens to rush for 208 yards and RB Ray Rice to produce a career-high 233 yards from scrimmage (153 rushing and 80 receiving) in the 30-24 victory in **game 14 vs. NO (12/19)**
- Started at LG and helped protect QB Joe Flacco, allowing him time to complete 71% of his passes (25 of 35) for 289 yards and 2 TDs, in **game 11 vs. TB (11/28)**...Flacco set a Ravens' franchise record with his 52nd- and 53rd-career TD passes
- Started at LG and helped pave the way for the Ravens to post 378 yards (278 passing and 100 rushing) and 5 scoring drives in the 37-13 win in **game 10 at Car. (11/21)**
- Started at LG and helped the Ravens rush for 135 yards (4.5 avg.) and a TD in the 37-34 overtime victory in **game 7 vs. Buf. (10/24)**...Also helped give QB Joe Flacco time to throw for 250 yards and 3 TDs against the Bills
- Started his 50th-career game at LG and helped protect Flacco, allowing him to complete 77.1% of his passes (min. 25 completions) for 2 TDs and no INTs, in **game 6 at NE (10/17)**
- Started at LG and helped the Ravens rush for 233 yards, 4 TDs, and a franchise-record 17 first downs, in the 31-17 victory in **game 5 vs. Den. (10/10)**
- Started at LG and helped protect Flacco, allowing him to lead the Ravens on a fourth-quarter, game-winning TD drive in the 17-14 victory in **game 4 at Pit. (10/3)**

2010 POSTSEASON: (GP/GS: 2/2) Started at LG in both playoff games and helped the Ravens produce 516 total yards, including a team playoff-record 390 yards in the **Wild Card Game at KC (1/9/11)**...QB Joe Flacco established postseason franchise marks for completion percentage (73.5), passing yards (265), passing TDs (2) and QB rating (115.4) in the 30-7 victory against the Chiefs

CAREER HIGHLIGHTS:

- Has played in every game during his career (64), producing the Ravens fourth-longest active streak
- Started all 16 games at LG and helped the Ravens post 5,619 total yards in 2009 (second-highest total in franchise history), including three of the top single-game yardage totals in team history (548 in game 13 vs. Det., 501 in game 1 vs. KC and 479 yards in game 3 vs. Cle.)
- Helped the Ravens tie a franchise record for points (391 in 2003) and also set a record for most TDs scored (47) in 2009... Ravens also added a team-record 22 rushing TDs
- Helped the Ravens rush for 2,200 yards in 2009, including 1,339 yards (third-highest total in franchise history) by RB Ray Rice, who finished second in the NFL in yards from scrimmage (2,041) and became just the second player in franchise history (Jamal Lewis - 2,271 in 2003) to gain 2,000 yards from scrimmage
- Helped protect Ravens QBs, allowing them time to complete a franchise-record 341 passes (61.2%) for 3,308 yards in 2007

CAREER HONORS:

- Was named first alternate to the Pro Bowl in 2009 and 2010
- Earned *Pro Football Weekly/Pro Football Writers of America's* Mid-Season All-Pro team honors in 2009
- Named to the *Pro Football Weekly/PFWA* All-Rookie Team in 2007

79

TONY MOLL

GUARD/TACKLE | 6-5 | 315

COLLEGE: NEVADA

EXP. (NFL/RAVENS): 5/2

HS: SONOMA (CA) VALLEY

GP/GS (PLAYOFFS): 60/21 (4/1)

BORN: 8/23/83, SONOMA, CA

2010 SEASON HIGHLIGHTS: (GP/GS: 16/3) Helped protect QB Joe Flacco, allowing him to complete 62.6% of his passes (306 of 489) and set career highs with 3,622 passing yards, 25 TDs and a 93.6 QB rating...Also helped the Ravens rush for 1,831 yards and 11 TDs

- Started at TE (Ravens began the game in a two-TE set) and helped pave the way for the Ravens to rush for 161 yards (4.2 avg.) and protected QB Joe Flacco, allowing him to throw for 2 TDs in the 20-10 victory in **game 15 at Cle. (12/26)**
- Started at RG (Chris Chester - illness) and helped protect QB Joe Flacco, allowing him time to complete 71% of his passes (25 of 35) for 289 yards and 2 TDs, in **game 11 vs. TB (11/28)**...Flacco set a Ravens' franchise record with his 52nd- and 53rd-career TD passes
- Started at RG (his first start as a Raven) and helped pave the way for the Ravens to post 378 yards (278 passing and 100 rushing) and 5 scoring drives in the 37-13 win in **game 10 at Car. (11/21)**
- Played on special teams in **games 7-9**
- Played in his 50th-career game in **game 6 at NE (10/17)**
- Saw action on special teams in **games 1-5**

2010 POSTSEASON: (GP/GS: 2/1) Saw action in both playoff games, including his first-career postseason start at TE (Ravens began the game in a two-TE set) in the **Wild Card Game at KC (1/9/11)**...Helped the Ravens produce 516 total yards, including a team playoff-record 390 yards at KC... QB Joe Flacco established postseason franchise marks for completion percentage (73.5), passing yards (265), passing TDs (2) and QB rating (115.4) in the 30-7 victory against the Chiefs

CAREER HIGHLIGHTS:

- Helped the Ravens post 5,619 total yards (second-highest total in franchise history), including the top single-game yardage total in team history (548 in game 13 vs. Det. – 12/13) in 2009
- Helped blocked for Green Bay RB Ryan Grant's career-high 1,203 rushing yards in 2008, which ranks as the eighth-highest single-season rushing mark in Packers franchise history
- Helped protect QB Aaron Rodgers on his way to 4,038 passing yards in 2008, to give the Packers a 4,000-yard passer and a 1,200-yard rusher (RB Ryan Grant – 1,203 yards) in the same season for the first time in team history

74

MICHAEL OHER

TACKLE | 6-4 | 313

COLLEGE: MISSISSIPPI HS: BRIARCREST CHRISTIAN (MEMPHIS, TN) BORN: 5/28/86, MEMPHIS, TN
EXP. (NFL/RAVENS): 2/2 GP/GS (PLAYOFFS): 32/32 (4/4)

2010 SEASON HIGHLIGHTS: (GP/GS: 16/16) Helped protect QB Joe Flacco, allowing him to complete 62.6% of his passes (306 of 489) and set career highs with 3,622 passing yards, 25 TDs and a 93.6 QB rating...Also helped the Ravens rush for 1,831 yards and 11 TDs

- Started at LT and helped pave the way for the Ravens to rush for 208 yards and RB Ray Rice to produce a career-high 233 yards from scrimmage (153 rushing and 80 receiving) in the 30-24 victory in **game 14 vs. NO (12/19)**
- Started at LT and helped protect QB Joe Flacco, allowing him time to complete 71% of his passes (25 of 35) for 289 yards and 2 TDs, before leaving the game in the second half with a knee injury, in the 17-10 win in **game 11 vs. TB (11/28)**...Flacco set a Ravens' franchise record with his 52nd-career TD pass
- Started at LT and helped protect Flacco, allowing him to complete a career-high 77.1% of his passes (min. 25 completions) for 2 TDs and no INTs, in **game 6 at NE (10/17)**
- Started at LT and helped the Ravens rush for 233 yards, 4 TDs, and a franchise-record 17 first downs, in the 31-17 victory in **game 5 vs. Den. (10/10)**
- Started at LT and helped protect Flacco, allowing him to complete 20 of 38 passes for 248 yards in the **season opener at NYJ (9/13)**...Also helped pave the way for the Ravens to convert 11 of 19 (58%) third downs against the Jets

2010 POSTSEASON: (GP/GS: 2/2) Started at LT in both playoff games and helped the Ravens produce 516 total yards, including a team playoff-record 390 yards in the **Wild Card Game at KC (1/9/11)**...QB Joe Flacco established postseason franchise marks for completion percentage (73.5), passing yards (265), passing TDs (2) and QB rating (115.4) in the 30-7 victory against the Chiefs

CAREER HIGHLIGHTS:

- Ravens were the NFL's ninth-best scoring team in 2009 (24.4 ppg), racking up a franchise-record 47 TDs with Oher starting all 16 games
- Helped the Ravens tie a franchise record for points (391 in 2003) and also set a record for most TDs scored (47) in 2009... Ravens added a team-record 22 rushing TDs
- Helped the Ravens post 5,619 total yards (second-highest total in franchise history), including three of the top single-game yardage totals in team annals (548 in game 13 vs. Det. - 12/13, 501 in game 1 vs. KC - 9/13 and 479 yards in game 3 vs. Cle. - 9/27)
- Protected QB Joe Flacco, allowing him to set career highs in attempts (499), completions (315), completion percentage (63.1), yards (3,613), TDs (21) and QB rating (88.9)
- The Ravens rushed for 2,200 yards, including 1,339 yards (third-highest total in franchise history) by RB Ray Rice, who finished second in the NFL in yards from scrimmage (2,041) and became just the second player in franchise history (Jamal Lewis - 2,271 in 2003) to gain 2,000 yards from scrimmage

CAREER HONORS:

- *Pro Football Writers/Pro Football Writers of America All-Rookie Team* (2009)
- *Sports Illustrated Mid-Season All-Pro* (2009)
- *USA Today's All-Joe Team* (players who are critical to their team, but don't receive Pro Bowl nods) in 2009
- NFL Rookie of the Month honors (December, 2009)

73

MARSHAL YANDA

GUARD/TACKLE | 6-3 | 315

COLLEGE: IOWA

HS: ANAMOSA (IA)

BORN: 9/15/84, CEDAR RAPIDS, IA

EXP. (NFL/RAVENS): 4/4

GP/GS (PLAYOFFS): 53/42 (4/4)

2010 SEASON HIGHLIGHTS: (GP/GS: 16/16) Helped protect QB Joe Flacco, allowing him to complete 62.6% of his passes (306 of 489) and set career highs with 3,622 passing yards, 25 TDs and a 93.6 QB rating...Also helped the Ravens rush for 1,831 yards and 11 TDs...Yanda moved from RG to RT due to season-ending injury to T Jared Gaither in training camp

- Started at RT and helped pave the way for the Ravens to rush for 208 yards and RB Ray Rice to produce a career-high 233 yards from scrimmage (153 rushing and 80 receiving) in the 30-24 victory in **game 14 vs. NO (12/19)**
- Started at RT and helped protect QB Joe Flacco, allowing him time to complete 71% of his passes (25 of 35) for 289 yards and 2 TDs in the 17-10 win in **game 11 vs. TB (11/28)**...Flacco set a Ravens' franchise record with his 52nd- and 53rd-career TD passes
- Started at RT and helped the Ravens rush for 233 yards, 4 TDs, and a franchise-record 17 first downs, in the 31-17 victory in **game 5 vs. Den. (10/10)**
- Started at RT (Jared Gaither - back) and helped protect Flacco, allowing him to lead the Ravens on a fourth-quarter, game-winning TD drive in the 17-14 victory in **game 4 at Pit. (10/3)**
- Started at RT (Jared Gaither - back) and helped protect Flacco, allowing him to complete 20 of 38 passes for 248 yards in the **season opener at NYJ (9/13)**...Also helped pave the way for the Ravens to convert 11 of 19 (58%) third downs against the Jets

2010 POSTSEASON: (GP/GS: 2/2) Started at RT in both playoff games and helped the Ravens produce 516 total yards, including a team playoff-record 390 yards in the **Wild Card Game at KC (1/9/11)**...QB Joe Flacco established postseason franchise marks for completion percentage (73.5), passing yards (265), passing TDs (2) and QB rating (115.4) in the 30-7 victory against the Chiefs

CAREER HIGHLIGHTS:

- In 2009, helped the Ravens post 5,619 total yards (second-highest total in franchise history), including three of the top single-game yardage totals in team history (548 in game 13 vs. Det. - 12/13/09, 501 in game 1 vs. KC - 9/13/09 and 479 yards in game 3 vs. Cle. - 9/27/09)
- Helped the Ravens tie a franchise record for points (391 in 2003) and also set a record for most TDs scored (47) in 2009... Ravens also tallied a team-record 22 rushing TDs
- Was one of three rookies to start along the Ravens' O-line in 2007 (most in the NFL)...Protected Ravens QBs, allowing them time to complete a franchise-record 341 passes (61.2%) for 3,308 yards and helped open holes, allowing the Ravens to rush for 1,797 yards

CAREER HONORS:

- *Sports Illustrated* (Peter King) All-Pro Team (2010)
- *Sports Illustrated* Midseason All-Pro Team (2010)

DEFENSIVE BACKS

25

CHRIS CARR

CORNERBACK/RS | 5-10 | 182

COLLEGE: BOISE STATE

HS: McQUEEN (RENO, NV)

BORN: 4/30/83, LOS ANGELES, CA

EXP. (NFL/RAVENS): 6/2

GP/GS (PLAYOFFS): 96/26 (5/4)

2010 SEASON HIGHLIGHTS: Started all 16 games and finished fifth on the team with a career-high 67 tackles...Also established a career high with 3 FFs, adding 2 INTs (tied career high) and 8 PD

- Netted 5 solo tackles and posted a career-high 2 FFs (both recovered by the Ravens) for a defense that forced a season-high 5 turnovers in the 13-7 victory in **game 16 vs. Cin. (1/2/11)**
- Recorded 3 solo tackles and a FF (that led to a Ravens' TD three plays later) in the 20-10 victory in **game 15 at Cle. (12/26)**
- Started and netted 6 tackles (4 solo) for a defense that forced 2 fourth-quarter INTs, both returned for TDs, sealing the 37-13 win in **game 10 at Car. (11/21)**
- Started and posted 4 solo tackles, 1 PD and 1 INT, which led to a TD three plays later, in **game 6 at NE (10/17)**
- Started and led the secondary with 7 tackles (5 solo) and a PD in the 24-17 win in **game 3 vs. Cle. (9/26)**
- Started and led the secondary with 5 solo tackles and posted 2 PD for a defense that held the Bengals to 3-of-18 (17%) on third down and did not allow a TD for the second consecutive week in **game 2 at Cin. (9/19)**
- Started at CB, netting 3 tackles, including a TFL for a defense that allowed just 176 total yards and held the Jets to a 9% third down conversion rate, in the 10-9 win in the **season opener at NYJ (9/13)**

2010 POSTSEASON: Posted 8 tackles (7 solo) and 1 PD in two postseason contests

- Started and posted 2 tackles and a FR (led to a FG four plays later) for a defense that held the Chiefs to 161 total yards and forced 5 turnovers in the 30-7 victory in the **Wild Card Game at KC (1/9/11)**

CAREER HIGHLIGHTS:

- Remains the Raiders' all-time kickoff return leader, netting 201 KORs for 4,841 yards (24.1 avg.) in his three seasons with Oakland (2005-07)
- Recorded a career-high 2 FFs (both recovered by the Ravens) vs. Cin. (1/2/11)
- Posted a career-high 2 INTs and 9 PD in 2009 and 2010
- Posted a 100-yard INT-TD while with Oakland (vs. Pit. 10/29/06)

2010 Game-by-Game Statistics									
Ravens									
Date/Opp.	TT	Solo	As	Sacks	INT	PD	FF	FR	
9/13 @ NYJ	3	0	3	0-0	0-0	0	0	0	
9/19 @ Cin.	5	5	0	0-0	0-0	2	0	0	
9/26 vs. Cle.	7	5	2	0-0	0-0	1	0	0	
10/3 @ Pit.	2	0	2	0-0	0-0	0	0	0	
10/10 vs. Den.	5	4	1	0-0	0-0	0	0	0	
10/17 @ NE	4	4	0	0-0	1-12	1	0	0	
10/24 vs. Buf.	5	4	1	0-0	0-0	1	0	0	
11/7 vs. Mia.	5	4	1	0-0	0-0	0	0	0	
11/11 @ Atl.	4	4	0	0-0	0-0	0	0	0	
11/21 @ Car.	6	4	2	0-0	0-0	0	0	0	
11/28 vs. TB	0	0	0	0-0	0-0	0	0	0	
12/5 vs. Pit.	3	2	1	0-0	0-0	2	0	0	
12/13 @ Hou.	6	6	0	0-0	1-1	1	0	0	
12/19 vs. NO	4	3	1	0-0	0-0	0	0	0	
12/26 @ Cle.	3	3	0	0-0	0-0	0	1	0	
1/2/11 vs. Cin.	5	5	0	0-0	0-0	0	2	0	
Totals	67	56	11	0-0	2-13	8	3	0	
Playoffs									
1/9/11 @ KC	2	1	1	0-0	0-0	0	0	1	
1/15/11 @ Pit.	6	6	0	0-0	0-0	0	0	0	
Totals	8	7	1	0-0	0-0	0	0	1	

25 CHRIS CARR

25 CHRIS CARR

REGULAR SEASON

Year	Team	GP	GS	TACKLES				INTERCEPTIONS					FUMBLES			
				TT	Solo	Asst	SK	Yards	No.	Yds.	Lg	TDs	PD	FF	FR	Yds.
2005	Oakland	16	0	7	6	1	0	0	0	0	0	0	2	0	3	0
2006	Oakland	16	2	14	9	5	0	0	1	100	100t	1	2	0	1	0
2007	Oakland	16	2	28	24	4	0	0	0	0	0	0	1	0	0	0
2008	Tennessee	16	2	33	24	9	0	0	1	0	0	0	7	0	1	0
2009	Baltimore	16	4	39	31	8	1.5	13.5	2	24	13	0	9	2	0	0
2010	Baltimore	16	16	67	56	11	0	0	2	13	0	0	8	3	0	0
Totals		96	26	188	150	38	1.5	13.5	6	137	100t	1	29	5	5	0

SPECIAL TEAMS TACKLES (26): 2005 (2); 2006 (3); 2008 (11); 2009 (10)

CAREER SINGLE-GAME HIGHS (REGULAR SEASON)

Total Tackles:
11 (11/23/08 vs. NYJ)

Sacks:
1 (11/1/09 vs. Den.)

Forced Fumbles:
2 (1/2/11 vs. Cin.)

Passes Defensed:
4 (11/16/08 at Jax.)

Solo Tackles:
8 (12/27/09 at Pit.)

INTs:
1 5 times (last: 10/17/10 at NE)

Fumble Recoveries:
1 5 times (last: 12/21/08 vs. Pit.)

Year	Team	GP	GS	KICKOFF RETURNS					PUNT RETURNS					
				No.	Yds.	Avg.	LG	TD	No.	FC	Yds.	Avg.	LG	TD
2005	Oakland	16	0	73	1,752	24.0	62	0	34	7	186	5.5	34	0
2006	Oakland	16	2	69	1,762	25.5	50	0	35	12	216	6.2	35	0
2007	Oakland	16	2	59	1,327	22.5	43	0	8	7	52	6.5	24	0
2008	Tennessee	16	2	35	984	28.1	52	0	32	20	323	10.1	44	0
2009	Baltimore	16	4	13	315	24.2	41	0	32	17	262	8.2	34	0
2010	Baltimore	16	16	1	14	14.0	14	0	3	0	8	2.7	10	0
Totals		96	26	250	6,154	24.6	62	0	144	63	1,047	7.3	44	0

POSTSEASON

Year	Team	GP	GS	TACKLES				INTERCEPTIONS					FUMBLES			
				TT	Solo	Asst	SK	Yards	No.	Yds.	Lg	TDs	PD	FF	FR	Yds.
2008	Tennessee	1	0	0	0	0	0	0	0	0	0	0	0	0	0	0
2009	Baltimore	2	2	10	9	1	0	0	1	3	3	0	1	0	0	0
2010	Baltimore	2	2	8	7	1	0	0	0	0	0	0	0	0	1	0
Totals		5	4	18	16	2	0	0	1	3	3	0	1	0	1	0

Year	Team	GP	GS	KICKOFF RETURNS					PUNT RETURNS					
				No.	Yds.	Avg.	LG	TD	No.	FC	Yds.	Avg.	LG	TD
2008	Tennessee	1	0	3	79	26.3	33	0	2	3	8	4.0	8	0
2009	Baltimore	2	2	0	0	0.0	0	0	3	0	34	11.3	34	0
2010	Baltimore	2	2	0	0	0.0	0	0	0	0	0	0.0	0	0
Totals		5	4	3	79	26.3	33	0	5	6	42	8.4	34	0

26

DAWAN LANDRY

SAFETY | 6-0 | 210

COLLEGE: GEORGIA TECH
EXP. (NFL/RAVENS): 5/5

HS: HAHNVILLE (BOUTTE, LA)
GP/GS (PLAYOFFS): 66/64 (5/5)

BORN: 12/30/82, AMA, LA

2010 SEASON HIGHLIGHTS: Started all 16 games and finished second on the team with a career-high 111 tackles (83 solo), 3 PD, 1 sack, 1 FF and 1 FR...Also returned a lateral from Ed Reed (off of an INT) 23 yards for a TD

- Reached the 100-tackle mark for the first time in his career after posting 6 solo tackles and a team-leading 3 special teams tackles in the 20-10 win in **game 15 at Cle. (12/26)**
- Netted 7 tackles (6 solo) and tied a career high with 2 PD and a FF in the 34-28 overtime victory in **game 13 at Hou. (12/13)**
- Posted 5 tackles (3 solo) before leaving the game with a concussion in the 17-10 win in **game 11 vs. TB (11/28)**
- Started and netted 6 solo tackles and took an Ed Reed lateral 23 yards for a TD for a defense that forced 2 fourth-quarter INTs, both returned for TDs, sealing the 37-13 win in **game 10 at Car. (11/21)**
- Led the team with a career-high 12 tackles and had a QB hit that led to a Ravens' INT in **game 6 at NE (10/17)**
- Started and finished second on the team with 5 tackles and recorded his first-career FR for a defense that allowed just 176 total yards and held the Jets to a 9% third-down conversion rate in the 10-9 win in the **season opener at NYJ (9/13)**

2010 POSTSEASON: Posted a team-leading 14 tackles (7 solo), 1 INT and 2 PD in two postseason contests

- Led the team with a postseason-career-high 10 tackles and a half-sack (first-career postseason sack) in the **Divisional Game at Pit. (1/15/11)**

- Netted 4 tackles, 1 PD and 1 INT (that led to a TD six plays later) for a defense that held the Chiefs to 161 total yards and forced 5 turnovers in the 30-7 victory in the **Wild Card Game at KC (1/9/11)**...Also had a special teams stop

CAREER HIGHLIGHTS:

- Tied (Domonique Foxworth) for the team lead with 4 INTs in 2009
- Finished second on the NFL's No. 1-rated defense with an NFL rookie-best 5 INTs (one of which he returned for a TD) in 2006
- His first-career INT in 2006 ended Carolina QB Jake Delhomme's franchise-record 150 passes without an INT (10/15)
- Landry was the top recipient of the NFL's Performance Based Pay system after the 2006 season, and he was third in 2007... The Performance Based Pay system was created as part of the 2002 Collective Bargaining Agreement extension...The system creates a fund used as a supplemental form of player compensation based on a comparison of playing time to salary

CAREER HONORS:

- Earned the team's Ed Block Courage Award after returning to the starting lineup in 2009 after missing the final 14 games of 2008 following a spinal cord concussion
- Named to the 2006 *Pro Football Weekly/Professional Football Writers of America* All-Rookie Team

2010 Game-by-Game Statistics Ravens

Date/Opp.	TT	Solo	As	Sacks	INT	PD	FF	FR
9/13 @ NYJ	5	2	3	0-0	0-0	0	0	1
9/19 @ Cin.	4	4	0	0-0	0-0	0	0	0
9/26 vs. Cle.	6	4	2	1-10	0-0	0	0	0
10/3 @ Pit.	8	7	1	0-0	0-0	0	0	0
10/10 vs. Den.	7	3	4	0-0	0-0	0	0	0
10/17 @ NE	12	6	6	0-0	0-0	0	0	0
10/24 vs. Buf.	10	8	2	0-0	0-0	0	0	0
11/7 vs. Mia.	3	3	0	0-0	0-0	0	0	0
11/11 @ Atl.	6	5	1	0-0	0-0	0	0	0
11/21 @ Car.	6	6	0	0-0	*0-23t	0	0	0
11/28 vs. TB	5	3	2	0-0	0-0	0	0	0
12/5 vs. Pit.	11	9	2	0-0	0-0	0	0	0
12/13 @ Hou.	7	6	1	0-0	0-0	2	1	0
12/19 vs. NO	4	3	1	0-0	0-0	1	0	0
12/26 @ Cle.	6	6	0	0-0	0-0	0	0	0
1/2/11 vs. Cin.	11	8	3	0-0	0-0	0	0	0
Totals	111	83	28	1-10	*0-23t	3	1	1
*Received a lateral from S Ed Reed								
Playoffs								
1/9/11 @ KC	4	3	1	0-0	1-9	1	0	0
1/15/11 @ Pit.	10	4	6	0.5-2	0-0	1	0	0
Totals	14	7	7	0.5-2	1-9	2	0	0

26 DAWAN LANDRY

REGULAR SEASON

Year	Team	GP	GS	TACKLES			INTERCEPTIONS				FUMBLES					
				TT	Solo	Asst	SK	Yards	No.	Yds.	Lg	TDs	PD	FF	FR	Yds.
2006	Baltimore	16	14	89	55	34	3	16	5	101	37	1	13	0	0	0
2007	Baltimore	16	16	91	73	18	1	9	0	0	0	0	7	0	0	0
2008	Baltimore	2	2	14	9	5	0	0	0	0	0	0	0	0	0	0
2009	Baltimore	16	16	82	74	8	0	0	4	89	48t	1	11	0	0	0
2010	Baltimore	16	16	111	83	28	1	10	0	*23	*23t	1	3	1	1	0
Totals		66	64	387	294	93	5	35	9	213	48t	3	34	1	1	0
*Received a lateral from S Ed Reed																

SPECIAL TEAMS TACKLES (25): 2006 (4); 2007 (5); 2008 (1); 2009 (10); 2010 (5)

CAREER SINGLE-GAME HIGHS (REGULAR SEASON)

Total Tackles:	12 (10/17/10 at NE)
Sacks:	1 5 times (last: 9/26/10 vs. Cle.)
Forced Fumbles:	None
Passes Defensed:	2 6 times (last: 12/13/10 at Hou.)
Solo Tackles:	9 (12/5/10 vs. Pit.)
INTs:	2 (10/29/06 at NO)
Fumble Recoveries:	1 (9/13/10 at NYJ)

POSTSEASON

Year	Team	GP	GS	TACKLES			INTERCEPTIONS				FUMBLES					
				TT	Solo	Asst	SK	Yards	No.	Yds.	Lg	TDs	PD	FF	FR	Yds.
2006	Baltimore	1	1	1	0	1	0	0	0	0	0	0	0	0	0	0
2008	Baltimore			INJURED RESERVE - NECK/SPINAL CORD												
2009	Baltimore	2	2	7	4	3	0	0	1	67	42	0	2	0	0	0
2010	Baltimore	2	2	14	7	7	0.5	2	1	9	9	0	2	0	0	0
Totals		5	5	22	11	11	0.5	2	2	76	42	0	4	0	0	0

43

HARUKI NAKAMURA

SAFETY | 5-10 | 200

COLLEGE: CINCINNATI

EXP. (NFL/RAVENS): 3/3

HS: ST. EDWARD (CLEVELAND, OH)

GP/GS (PLAYOFFS): 41/0 (5/0)

BORN: 4/18/86, ELYRIA, OH

2010 SEASON HIGHLIGHTS: Saw action in all 16 games, finishing second on the team with 13 special teams tackles and posting a career-high 16 tackles and 1 PD from scrimmage

- Netted 2 solo tackles for a defense that held the Saints to 27 yards rushing (fifth-fewest allowed in franchise history) in the 30-24 victory in **game 14 vs. NO (12/19)**...Also had 2 ST stops
- Posted 3 tackles from scrimmage and saw action on special teams in the 17-10 victory in **game 11 vs. TB (11/28)**
- Recorded a tackle for a defense that forced 2 fourth-quarter INTs, both returned for TDs, sealing the 37-13 win in **game 10 at Car. (11/21)**...Also posted 2 special teams stops against the Panthers
- Saw extensive action from scrimmage, posting a career-high 4 tackles, and recorded a special teams stop in **game 6 at NE (10/17)**
- Netted 2 tackles from scrimmage for a defense that held the Bengals to 3-of-18 (17%) on third down and did not allow a TD for the second-consecutive week in **game 2 at Cin. (9/19)**

2010 POSTSEASON: Finished the postseason with 2 solo tackles, 1 sack, 1 INT, 1 PD and had a special teams tackle

- Netted 2 solo tackles and a sack in the **Divisional Game at Pit. (1/15/11)**
- Recorded his first-career postseason INT for a defense that held the Chiefs to 161 total yards and forced 5 turnovers in the 30-7 victory in the **Wild Card Game at KC (1/9/11)**...Also had a special teams stop against the Chiefs

CAREER HIGHLIGHTS:

- Has 34 career special teams tackles in 41 games played
- Finished second on the team with 13 special teams tackles in 2010
- Finished third on the team with 14 special teams stops in 2008
- Has 20 tackles and 2 PD from scrimmage
- Recorded his first-career postseason INT (returned for 3 yards) in the Wild Card Game at KC (1/9/11)

2010 Game-by-Game Statistics Ravens

Date/Opp.	TT	Solo	As	Sacks	INT	PD	FF	FR
9/13 @ NYJ	0	0	0	0-0	0-0	0	0	0
9/19 @ Cin.	2	1	1	0-0	0-0	0	0	0
9/26 vs. Cle.	0	0	0	0-0	0-0	0	0	0
10/3 @ Pit.	1	1	0	0-0	0-0	0	0	0
10/10 vs. Den.	2	1	1	0-0	0-0	0	0	0
10/17 @ NE	4	3	1	0-0	0-0	0	0	0
10/24 vs. Buf.	0	0	0	0-0	0-0	0	0	0
11/7 vs. Mia.	0	0	0	0-0	0-0	1	0	0
11/11 @ Atl.	0	0	0	0-0	0-0	0	0	0
11/21 @ Car.	1	1	0	0-0	0-0	0	0	0
11/28 vs. TB	3	2	1	0-0	0-0	0	0	0
12/5 vs. Pit.	1	1	0	0-0	0-0	0	0	0
12/13 @ Hou.	0	0	0	0-0	0-0	0	0	0
12/19 vs. NO	2	2	0	0-0	0-0	0	0	0
12/26 @ Cle.	0	0	0	0-0	0-0	0	0	0
1/2/11 vs. Cin.	0	0	0	0-0	0-0	0	0	0
Totals	16	12	4	0-0	0-0	1	0	0
Playoffs								
1/9/11 @ KC	0	0	0	0-0	1-3	1	0	0
1/15/11 @ Pit.	2	2	0	1-3	0-0	0	0	0
Totals	2	2	0	1-3	1-3	1	0	0

2010 Game-by-Game Special Teams Statistics Ravens

Date/Opp.	TT	Solo	As	FF	FR	BK
9/13 @ NYJ	1	1	0	0	0	0
9/19 @ Cin.	0	0	0	0	0	0
9/26 vs. Cle.	0	0	0	0	0	0
10/3 @ Pit.	0	0	0	0	0	0
10/10 vs. Den.	1	1	0	0	0	0
10/17 @ NE	1	1	0	0	0	0
10/24 vs. Buf.	0	0	0	0	0	0
11/7 vs. Mia.	0	0	0	0	0	0
11/11 @ Atl.	0	0	0	0	0	0
11/21 @ Car.	2	2	0	0	0	0
11/28 vs. TB	0	0	0	0	0	0
12/5 vs. Pit.	1	1	0	0	0	0
12/13 @ Hou.	2	2	0	0	0	0
12/19 vs. NO	2	2	0	0	0	0
12/26 @ Cle.	1	1	0	0	0	0
1/2/11 vs. Cin.	2	2	0	0	0	0
Totals	13	13	0	0	0	0
Playoffs						
1/9/11 @ KC	1	0	1	0	0	0
1/15/11 @ Pit.	0	0	0	0	0	0
Totals	1	0	1	0	0	0

43 HARUKI NAKAMURA

REGULAR SEASON

Year	Team	TACKLES					INTERCEPTIONS				FUMBLES					
		GP	GS	TT	Solo	Asst	SK	Yards	No	Yds. Lg	TDs	PD	FF	FR	Yds.	
2008	Baltimore	16	0	3	2	1	0	0	0	0	0	0	1	0	0	0
2009	Baltimore	9	0	1	1	0	0	0	0	0	0	0	0	0	0	0
2010	Baltimore	16	0	16	12	4	0	0	0	0	0	1	0	0	0	0
Totals		41	0	20	15	5	0	0	0	0	0	2	0	0	0	0

SPECIAL TEAMSTACKLES (34): 2008 (14); 2009 (7); 2010 (13)

CAREER SINGLE-GAME HIGHS (REGULAR SEASON)

Total Tackles: 4 (10/17/10 at NE)	Solo Tackles: 3 (10/17/10 at NE)
Sacks: None	INTs: None
Forced Fumbles: None	Fumble Recoveries: None
Passes Defensed: 1 2 times (last: 11/7/10 vs. Mia.)	

POSTSEASON

Year	Team	TACKLES					INTERCEPTIONS				FUMBLES					
		GP	GS	TT	Solo	Asst	SK	Yards	No	Yds. Lg	TDs	PD	FF	FR	Yds.	
2008	Baltimore	3	0	4	3	1	0.5	5.0	0	0	0	0	0	0	0	0
2009	Baltimore	INJURED RESERVE - ANKLE														
2010	Baltimore	2	0	2	2	0	1	3	1	3	3	0	1	0	0	0
Totals		5	0	6	5	1	1.5	8	1	3	3	0	1	0	0	0

20

ED REED

SAFETY | 5-11 | 200

COLLEGE: MIAMI

EXP. (NFL/RAVENS): 9/9

HS: DESTREHAN (ST. ROSE, LA)

GP/GS (PLAYOFFS): 128/127 (9/9)

BORN: 9/11/78, ST. ROSE, LA

2010 SEASON HIGHLIGHTS: Earned his seventh Pro Bowl nod (fifth consecutive) after leading the NFL with 8 INTs (returned for a league-high 183 yards), despite missing the first six games of the season on the PUP list (hip)...Started 10 games and finished with 29 tackles, a team-leading 16 PD and 1 FF...Tallied three multi-INT games, giving him 11 in his career (the most among active players)

- Netted 2 tackles, 2 INTs (his 11th-career multi-INT game) and 3 PD for a defense that forced 5 turnovers in the 13-7 victory in **game 16 vs. Cin. (1/2/11)**
- Earned AFC Defensive Player of the Week honors after recording 3 tackles, 2 PD and tied a career high with 2 INTs (his 10th-career multi-INT game) in the 20-10 victory in **game 15 at Cle. (12/26)**
- Recorded 7 tackles (5 solo) and a PD for a defense that held the Saints to 27 yards rushing (fifth-fewest allowed in franchise history) in the 30-24 victory in **game 14 vs. NO (12/19)**
- Led the team with a career-high 5 PD and posted a tackle in the 17-10 victory in **game 11 vs. TB (11/28)**
- Recorded his 50th-career INT (which he lateralled to Dawan Landry, who raced the final 23 yards for a TD) and totaled 2 tackles and 1 PD for a defense that forced 2 fourth-quarter INTs, both returned for TDs, sealing the 37-13 win in **game 10 at Car. (11/21)**
- Started and posted 3 solo tackles, 1 FF, 2 PD and a career-high-tying 2 INTs (9th-career multi-INT game), one of which led to a Ravens TD on the next play in the 37-34 overtime victory in **game 7 vs. Buf. (10/24)**...Was activated off of the PUP list (hip) on 10/23

2010 POSTSEASON: Recorded 7 tackles (6 solo) and 1 FR in two postseason contests

CAREER HIGHLIGHTS:

- Ravens franchise leader with 54 career INTs - the most in the NFL since he entered the league in 2002...His 1,438 INT return yards are also tops during that span
- Reed's 1,438 INT return yards rank second in NFL history (Rod Woodson, 1,483)
- Posted an NFL-record 107-yard return TD (vs. Phi. 11/23/08), breaking the previous long of 106, which he set vs. Cle. (11/7/04)
- Reed's career INT return yard average of 26.6 yards ranks first in NFL history (among players with at least 30 INTs)
- Has scored 13 TDs in his career (including playoffs) and is the only player in NFL history to score return TDs off a punt return, blocked punt, INT and fumble recovery
- Recorded a career-high 92 tackles (77 solo), 1 sack, 7 INTs (one of which he returned for a TD), a career-high 19 PD and 1 FF in 2003
- Has blocked 4 punts in his career, returning 3 for TDs (tied for an NFL record)

- Posted 4 solo tackles for a defense that held the Chiefs to 161 total yards and forced 5 turnovers in the 30-7 victory in the **Wild Card Game at KC (1/9/11)**

CAREER HONORS:

- Seven-time Pro Bowler (2003-04 and 2006-10)
- *Associated Press* NFL Defensive Player of the Year (2004)
- *The Sporting News* All-Decade Team (2000s)
- *USA Today* All-Decade Team (2000s)
- *Associated Press* first-team All-Pro (2004, 2006-08, 2010)
- *Associated Press* second-team All-Pro (2003, 2009)
- *College & Pro Football Weekly* first-team All-Pro (2004)
- *Football Digest* Defensive Player of the Year (2004)
- *Football Digest* first-team All-Pro (2004)
- *Football Digest* second-team All-Pro (2003)
- *Sports Illustrated* All-Pro (2003-04)
- *Pro Football Weekly* All-AFC (2003-04)
- *Pro Football Weekly* All-Rookie team (2002)
- *The Sporting News* All-Pro (2003-04, 2006, 2007, 2008, 2010)
- NFL Defensive Player of the Month (Dec. 2008, Dec. 2010)
- AFC Defensive Player of the Month (Nov., 2004; Dec. 2010)
- AFC Defensive Player of the Week (Week 16, 2010; Week 14, 2008; Week 12, 2008; Week 9, 2004)
- AFC Special Teams Player of the Month (November, 2004)
- AFC Special Teams Player of the Week (Week 6, 2003)
- *Pro Football Weekly* midseason All-Pro (2006)
- *Pro Football Weekly* Defensive MVP (2004)
- *Pro Football Weekly/Pro Football Writers Association* All-NFL (2004, 2006, 2008, 2010)
- *PFW/PFWA* All-AFC (2008)
- *The Dallas Morning News* (Rick Gosselin) All-NFL special teams coverage player (2003)

20 ED REED

2010

Game-by-Game Statistics

Ravens

Date/Opp.	TT	Solo	As	Sacks	INT	PD	FF	FR
9/13 @ NYJ				PUP - HIP				
9/19 @ Cin.				PUP - HIP				
9/26 vs. Cle.				PUP - HIP				
10/3 @ Pit.				PUP - HIP				
10/10 vs. Den.				PUP - HIP				
10/17 @ NE				PUP - HIP				
10/24 vs. Buf.	3	3	0	0-0	2-46	2	1	0
11/7 vs. Mia.	4	4	0	0-0	1-18	1	0	0
11/11 @ Atl.	3	2	1	0-0	0-0	0	0	0
11/21 @ Car.	2	2	0	0-0	1-19	1	0	0
11/28 vs. TB	1	0	1	0-0	0-0	5	0	0
12/5 vs. Pit.	7	5	2	0-0	0-0	0	0	0
12/13 @ Hou.	7	5	2	0-0	0-0	1	0	0
12/19 vs. NO	7	5	2	0-0	0-0	1	0	0
12/26 @ Cle.	3	2	1	0-0	2-52	2	0	0
1/2/11 vs. Cin.	2	1	1	0-0	2-48	3	0	0
Totals	39	29	10	0-0	8-183	16	1	0
Playoffs								
1/9/11 @ KC	4	4	0	0-0	0-0	0	0	0
1/15/11 @ Pit.	3	2	1	0-0	0-0	0	0	1
Totals	7	6	1	0-0	0-0	0	0	1

2010

Game-by-Game Statistics

Ravens

Date/Opp.	PUNT RETURNS				
	No.	FC	Yards	Avg.	LG TD
9/13 @ NYJ			PUP - HIP		
9/19 @ Cin.			PUP - HIP		
9/26 vs. Cle.			PUP - HIP		
10/3 @ Pit.			PUP - HIP		
10/10 vs. Den.			PUP - HIP		
10/17 @ NE			PUP - HIP		
10/24 vs. Buf.	0	1	0	0.0	0 0
11/7 vs. Mia.	1	0	2	2.0	2 0
11/11 @ Atl.	1	1	9	9.0	9 0
11/21 @ Car.	0	0	0	0.0	0 0
11/28 vs. TB	1	2	0	0.0	0 0
12/5 vs. Pit.	0	1	0	0.0	0 0
12/13 @ Hou.	0	0	0	0.0	0 0
12/19 vs. NO	0	0	0	0.0	0 0
12/26 @ Cle.	0	1	0	0.0	0 0
1/2/11 vs. Cin.	0	0	0	0.0	0 0
Totals	3	6	11	3.7	9 0
Playoffs					
1/9/11 @ KC	0	0	0	0.0	0 0
1/15/11 @ Pit.	0	0	0	0.0	0 0
Totals	0	0	0	0.0	0 0

20 ED REED

REGULAR SEASON

Year	Team	GP	GS	TACKLES			INTERCEPTIONS				FUMBLES					
				Solo	Asst	SK	Yards	No.	Yds.	Lg	TDs	PD	FF	FR	Yds	
2002	Baltimore	16	16	86	69	17	1	3	5	167	59	0	13	1	0	0
2003	Baltimore	16	15	92	77	15	1	12	*7	132	54t	1	*19	1	0	0
2004	Baltimore	16	16	89	80	9	2	28	*9	**358	106t	1	*17	3	2	44
2005	Baltimore	10	10	40	36	4	0	0	1	23	23	0	12	0	0	0
2006	Baltimore	16	16	66	61	5	0	0	5	70	37	1	16	1	1	32
2007	Baltimore	16	16	45	36	9	0	0	*7	130	32	0	13	0	1	6
2008	Baltimore	16	16	40	32	8	1	9	**9	*264	^107t	2	15	1	2	27
2009	Baltimore	12	12	54	50	4	0	0	3	111	52t	1	6	3	1	13
2010	Baltimore	10	10	39	29	10	0	0	**8	**183	44	0	*16	1	0	0
Totals		128	127	551	470	81	5	52	54	1,438	107t	6	127	11	7	122

*LED TEAM

**LED NFL

^NFL RECORD

SPECIAL TEAMS TACKLES (8): 2002 (8)

CAREER SINGLE-GAME HIGHS (REGULAR SEASON)

Total Tackles: 14 (9/7/03 at Pit.)	Solo Tackles: 10 2 times (last: 11/16/03 at Mia.)
Sacks: 1 5 times (last: 12/14/08 vs. Pit.)	INTs: 2 11 times (last: 1/2/11 vs. Cin.)
Forced Fumbles: 1 11 times (last: 10/24/10 vs. Buf.)	Fumble Recoveries: 1 7 times (last: 11/8/09 at Cin.)
Passes Defensed: 5 (11/28/10 vs. TB)	

Additional Statistics: Returned 26 punts for 175 yards, including 1 return for a 63-yard TD (9/10/07 at Cin.)...Returned a fumble recovery (which he forced) 22 yards for a TD (10/10/04 at Was.)...Posted a safety on 10/1/06 vs. SD...Returned a fumble recovery (which he forced) 22 yards for a TD (12/7/08 vs. Was.)

Punt Blocks: Blocked 4 punts in his career, returning 3 for TDs (tied for NFL record); 9/30/02 vs. Den., first punt block in franchise history; 11/24/02 vs. Ten., returned 11 yards for a TD; 10/12/03 at Ari., returned 22 yards for a TD; 11/23/03 vs. Sea., returned 16 yards for a TD.

POSTSEASON

Year	Team	GP	GS	TACKLES			INTERCEPTIONS				FUMBLES					
				TT	Solo	Asst	SK	Yards	No.	Yds.	Lg	TDs	PD	FF	FR	Yds
2003	Baltimore	1	1	3	3	0	0	0	1	23	23	0	2	0	0	0
2006	Baltimore	1	1	2	2	0	0	0	2	0	0	0	3	0	0	0
2008	Baltimore	3	3	7	6	1	0	0	2	76	64t	1	3	0	0	0
2009	Baltimore	2	2	6	3	3	0	0	2	63	38	0	3	0	0	0
2010	Baltimore	2	2	7	6	1	0	0	0	0	0	0	0	0	1	0
Totals		9	9	25	20	5	0	0	7	162	64t	1	11	0	1	0

RAVENS RANTS: S ED REED

A DANGEROUS REED



Seven-time Pro Bowl S Ed Reed produced an NFL-best 8 INTs and 183 INT return yards in just 10 games this season. He owns 54 career picks – the most in Ravens history and the NFL since he entered the league in 2002. Among active players, Reed's career INTs rank second, while his 1,438 INT return yards stand first (and also rank second in NFL history).

NFL CAREER INTERCEPTION LEADERS (Active Players)

Rk.	Player (Team)	G	INT	Yds	Avg.	Lg	TD
1.	Darren Sharper (NO)	205	63	1,412	22.4	99t	11
2.	Ed Reed (Bal.)	128	54	1,438	26.6	107t	6
3.	Champ Bailey (Den.)	181	48	446	9.3	70t	4
4.	Charles Woodson (GB)	184	47	833	17.7	62t	10
5.	Asante Samuel (Phi.)	117	42	564	13.4	55t	4

Reed Quick Hits: Of his 54 INTs...

- 32 have come in the second half (most in the NFL since '02) and 21 in the fourth quarter (most in the NFL since '02).
- When Reed records an INT, the Ravens own a 33-10 record. When he makes 2 INTs in a game, Baltimore is 11-0 (12-0 including playoffs).
- Reed has 21 INTs in December/January combined, which rank as the most in the NFL since he entered the league in 2002.

NFL PLAYMAKER

S Ed Reed's 54 career INTs rank first among all NFL players since he entered the league in 2002, as do his 1,438 INT return yards. Additionally, his 26.6-yard return average ranks first in NFL history (among players with at least 30 INTs).

NFL INTERCEPTIONS (Since 2002)

Rk.	Name	INTs	Yards
1.	Ed Reed	54	1,438
2.	Darren Sharper	43	1,143
3.	Asante Samuel	42	565

INT RETURN AVERAGE (NFL History)

Rk.	Name	Avg.	INTs	Yards
1.	Ed Reed	26.6	54	1,438
2.	Deion Sanders	25.1	53	1,331
3.	Glen Edwards	24.6	39	961

GOING THE DISTANCE

In 2008, S Ed Reed posted an NFL-record 107-yard return TD against the Eagles (11/23). The 107 broke the previous long of 106, which Reed set on 11/7/04 vs. Cleveland.

LONGEST INTERCEPTION RETURNS (NFL History)

Rk.	Player	Yards	Date/Game
1.	Ed Reed	107t	11/23/08 vs. Phi.
2.	Ed Reed	106t	11/7/04 vs. Cle.
3.	Vencie Glenn	103t	11/29/87 vs. Den.
	Louis Oliver	103t	10/4/92 at Buf.

REED'S CAREER INTs BREAKDOWN

Sept.	11-265, 2 TDs
Oct.	8-240, 1 TD
Nov.	14-533, 3 TDs
Dec./Jan.	21-400
Playoffs	7-162, 1 TD

REED'S 13 TDs

S Ed Reed has scored 13 TDs in his career (including playoffs). Amazingly, Reed is the only player in NFL history to score return TDs off a punt return, blocked punt, INT and fumble recovery.

ED REED'S CAREER TOUCHDOWNS

Date/Game	Result	Touchdown
10/11/09 vs. Cin.	L	52-yard INT return
1/4/09 at Mia. (WC)	W	64-yard INT return
12/7/08 vs. Was.	W	22-yard FR return
11/23/08 vs. Phi.	W	107-yard INT return*
9/21/08 vs. Cle.	W	32-yard INT return
9/10/07 at Cin.	L	63-yard punt return
11/5/06 vs. Cin.	W	25-yard INT return
11/7/04 vs. Cle.	W	106-yard INT return
10/10/04 at Was.	W	22-yard FR return
11/23/03 vs. Sea.	W	16-yard punt block return
10/12/03 at Ari.	W	22-yard punt block return
9/14/03 vs. Cle.	W	54-yard INT return
11/24/02 vs. Ten.	W	11-yard punt block return

* NFL Record

"D" SCORING THREATS

S Ed Reed has posted 8 regular season defensive touchdowns during his career. Reed's 8 "D-TDs" are the most in Ravens franchise history, while his 6 INT-TDs also rank first.

RAVENS ALL-TIME DEFENSIVE TOUCHDOWNS (Career leaders)

Rk.	Player	INTs	FRs	Total
1.	Ed Reed	6	2	8
2.	Chris McAlister	5	1	6
3.	Rod Woodson	5	0	5
	Adalius Thomas	2	3	5

A BIG RETURN

S Ed Reed averages 26.6 yards per return on his 54 career INTs (1,438 yards) and joins Pro Football Hall of Famer Rod Woodson (71 INTs, 20.9 return avg.), Deion Sanders (53 INTs, 25.1 return avg.) and Darren Sharper (63 INTs, 22.4 return avg.) as the only players in history with 50 INTs to average at least 20.0 yards per INT return.

CAREER INTERCEPTION YARDS LEADERS (NFL History)

Rk.	Player	G	INT	Yds	Avg.	Lg	TD
1.	Rod Woodson	238	71	1,483	20.9	98t	12
2.	Ed Reed	128	54	1,438	26.6	107t	6
3.	Darren Sharper	205	63	1,412	22.4	99t	11
4.	Deion Sanders	188	53	1,331	25.1	93t	9
5.	Emlen Tunnell	167	79	1,282	16.2	55t	4

11 DUAL-INT GAMES

S Ed Reed, who posted 3 dual-INT games in 2010 (10/24 vs. Buffalo, 12/26 at Cleveland and 1/2 vs. Cincinnati), owns the most such games among active NFL players. Reed (11) is ahead of New Orleans S Darren Sharper (eight), who stands second on the list. Including playoffs, Reed has 12 dual-INT games during his career, and the Ravens own a 12-0 record in those contests.

31

FABIAN WASHINGTON

CORNERBACK | 5-11 | 175

COLLEGE: NEBRASKA

HS: BAYSHORE (BRADENTON, FL)

BORN: 6/9/83, BRADENTON, FL

EXP. (NFL/RAVENS): 6/3

GP/GS (PLAYOFFS): 81/58 (5/3)

2010 SEASON HIGHLIGHTS: Saw action in 14 games, including eight starts, and recorded 31 tackles and 8 PD

- Posted 2 solo tackles for a defense that forced 5 turnovers in the 13-7 victory in **game 16 vs. Cin. (1/2/11)**
- Posted 5 solo tackles, including 1 TFL, in the 37-34 overtime victory in **game 7 vs. Buf. (10/24)**
- Recorded 4 tackles (3 solo) for a defense that forced Patriots QB Tom Brady to throw 2 INTs in **game 6 at NE (10/17)**
- Posted 6 tackles (5 solo) and tied a career high with a team-leading 4 PD in the 31-17 victory in **game 5 vs. Den. (10/10)**
- Started and posted 3 solo tackles in the 17-14 victory in **game 4 at Pit. (10/3)**
- Started and had a solo tackle and a PD in **game 3 vs. Cle. (9/26)**
- Posted 3 tackles and led the team with 3 PD for a defense that held the Bengals to 3-of-18 (17%) on third down and did

not allow a TD for the second-consecutive week in game 2 at Cin. (9/19)

- Started at CB, netting 1 tackle for a defense that allowed just 176 total yards and held the Jets to a 9% third-down conversion rate in the season opener at NYJ (9/13)

2010 POSTSEASON: Saw action on special teams and from scrimmage in both playoff contests

CAREER HIGHLIGHTS:

- Led the Ravens with a career-high 19 PD in 2008

2010 Game-by-Game Statistics Ravens

Date/Opp.	TT	Solo	As	Sacks	INT	PD	FF	FR
9/13 @ NYJ	1	0	1	0-0	0-0	0	0	0
9/19 @ Cin.	3	2	1	0-0	0-0	3	0	0
9/26 vs. Cle.	1	1	0	0-0	0-0	1	0	0
10/3 @ Pit.	3	3	0	0-0	0-0	0	0	0
10/10 vs. Den.	6	5	1	0-0	0-0	4	0	0
10/17 @ NE	4	3	1	0-0	0-0	0	0	0
10/24 vs. Buf.	5	5	0	0-0	0-0	0	0	0
11/7 vs. Mia.	3	3	0	0-0	0-0	0	0	0
11/11 @ Atl.	2	1	1	0-0	0-0	0	0	0
11/21 @ Car.	0	0	0	0-0	0-0	0	0	0
11/28 vs. TB	INACTIVE							
12/5 vs. Pit.	1	1	0	0-0	0-0	0	0	0
12/13 @ Hou.	INACTIVE - THIGH							
12/19 vs. NO	0	0	0	0-0	0-0	0	0	0
12/26 @ Cle.	0	0	0	0-0	0-0	0	0	0
1/2/11 vs. Cin.	2	2	0	0-0	0-0	0	0	0
Totals	31	27	4	0-0	0-0	8	0	0
Playoffs								
1/9/11 @ KC	0	0	0	0-0	0-0	0	0	0
1/15/11 @ Pit.	0	0	0	0-0	0-0	0	0	0
Totals	0	0	0	0-0	0-0	0	0	0

31 FABIAN WASHINGTON

REGULAR SEASON

Year	Team	GP	GS	TACKLES				INTERCEPTIONS				FUMBLES				
				TT	Solo	Asst	SK	Yards	No	Yds	Lg	TDs	PD	FF	FR	Yds.
2005	Oakland	16	11	43	40	3	0	0	0	0	0	0	5	0	0	0
2006	Oakland	14	14	40	39	1	0	0	4	4	7	0	11	0	0	0
2007	Oakland	15	3	36	30	6	0	0	1	0	0	0	9	1	0	0
2008	Baltimore	12	12	34	30	4	0	0	1	12	12	0	*19	0	0	0
2009	Baltimore	10	10	41	33	8	0	0	0	0	0	0	8	0	0	0
2010	Baltimore	14	8	31	27	4	0	0	0	0	0	0	8	0	0	0
Totals		81	58	225	199	26	0	0	6	16	12	0	60	1	0	0

*LED TEAM

SPECIAL TEAMSTACKLES (1): 2010 (1)

CAREER SINGLE-GAME HIGHS (REGULAR SEASON)

Total Tackles: 9 2 times (last: 11/1/09 vs. Den.)
Solo Tackles: 9 (11/6/05 at KC)
Sacks: None
INTs: 2 (11/12/06 vs. Den.)
Forced Fumbles: 1 (11/25/07 at KC)
Fumble Recoveries: None
Passes Defensed: 4 4 times (last: 10/10/10 vs. Den.)

POSTSEASON

Year	Team	GP	GS	TACKLES				INTERCEPTIONS				FUMBLES				
				TT	Solo	Asst	SK	Yards	No	Yds	Lg	TDs	PD	FF	FR	Yds.
2008	Baltimore	3	3	15	13	2	0	0	1	12	12	0	3	0	1	0
2009	Baltimore	INJURED RESERVE - KNEE														
2010	Baltimore	2	0	0	0	0	0	0	0	0	0	0	0	0	0	0
Totals		5	3	15	13	2	0	0	1	12	12	0	3	0	1	0

21

LARDARIUS WEBB

CORNERBACK/RS | 5-10 | 182

COLLEGE: NICHOLLS STATE
EXP. (NFL/RAVENS): 2/2

HS: BEAUREGARD (OPELIKA, AL)
GP/GS (PLAYOFFS): 29/4 (2/0)

BORN: 10/12/85, OPELIKA, AL

2010 SEASON HIGHLIGHTS: Saw action in 15 games and established career highs with 60 tackles, 11 PD and 2 INTs (returned for 32 yards)...Also returned 21 punts for 199 yards (9.5 avg.)

- Posted a career-high 9 solo tackles and 2 PD (one of which led to an Ed Reed INT and a FG 7 plays later) for a defense that forced 5 turnovers in the 13-7 victory in **game 16 vs. Cin. (1/2/11)**
- Tied for the team lead with 7 tackles for a defense that held the Saints to 27 yards rushing (fifth-fewest allowed in franchise history) in the 30-24 victory in **game 14 vs. NO (12/19)**...Also returned 2 punts for 35 yards (17.5 avg.), including a long of 26, against the Saints
- Posted 1 solo tackle from scrimmage and had 3 punt returns for 47 yards (15.7 avg.), including a career-long 35-yarder, in **game 12 vs. Pit. (12/5)**
- Posted 5 solo tackles, 1 PD and his first-career INT (returned for 32 yards) for a defense that forced 3 turnovers in the 26-10 win in **game 8 vs. Mia. (11/7)**...Also returned 1 punt for 10 yards against the Dolphins

- Posted 2 solo tackles and 2 PD, one of which was a spectacular end zone play to prevent a TD, in the 17-14 victory in **game 4 at Pit. (10/3)**

2010 POSTSEASON: Netted 5 solo tackles in two playoff contests

- Saw action in his first-career postseason game and recorded 2 tackles and a FR for a defense that held the Chiefs to 161 total yards and forced 5 turnovers in the 30-7 victory in the **Wild Card Game at KC (1/9/11)**...Also had a 36-yard PR against the Steelers

CAREER HIGHLIGHTS:

- Recorded his first-career INT (which he returned for 32 yards) vs. Mia. (11/7/10)
- Recorded 35 KORs for 918 yards (26.2 avg.), including a 95-yard TD, in 2009

2010 Game-by-Game Statistics Ravens

Date/Opp.	TT	Solo	As	Sacks	INT	PD	FF	FR
9/13 @ NYJ	INACTIVE - KNEE							
9/19 @ Cin.	0	0	0	0-0	0-0	0	0	0
9/26 vs. Cle.	1	1	0	0-0	0-0	0	0	0
10/3 @ Pit.	2	2	0	0-0	0-0	2	0	0
10/10 vs. Den.	6	5	1	0-0	0-0	1	0	0
10/17 @ NE	5	5	0	0-0	0-0	1	0	0
10/24 vs. Buf.	3	3	0	0-0	0-0	0	0	0
11/7 vs. Mia.	5	5	0	0-0	1-32	1	0	0
11/11 @ Atl.	8	8	0	0-0	0-0	0	0	0
11/21 @ Car.	1	0	1	0-0	0-0	0	0	0
11/28 vs. TB	3	3	0	0-0	0-0	0	0	0
12/5 vs. Pit.	1	1	0	0-0	0-0	0	0	0
12/13 @ Hou.	6	6	0	0-0	0-0	2	0	0
12/19 vs. NO	7	5	2	0-0	0-0	1	0	0
12/26 @ Cle.	3	3	0	0-0	1-0	1	0	1
1/2/11 vs. Cin.	9	9	0	0-0	0-0	2	0	0
Totals	60	56	4	0-0	2-32	11	0	0
Playoffs								
1/9/11 @ KC	2	2	0	0-0	0-0	0	0	0
1/15/11 @ Pit.	3	3	0	0-0	0-0	0	0	0
Totals	5	5	0	0-0	0-0	0	0	0

2010 Game-by-Game Statistics Ravens

Date/Opp.	No.	FC	Yards	Avg.	LG	TD
9/13 @ NYJ	INACTIVE - KNEE					
9/19 @ Cin.	0	0	0	0.0	0	0
9/26 vs. Cle.	0	0	0	0.0	0	0
10/3 @ Pit.	0	0	0	0.0	0	0
10/10 vs. Den.	0	0	0	0.0	0	0
10/17 @ NE	0	0	0	0.0	0	0
10/24 vs. Buf.	0	1	0	0.0	0	0
11/7 vs. Mia.	1	1	10	10.0	10	0
11/11 @ Atl.	1	1	7	7.0	7	0
11/21 @ Car.	5	3	41	8.2	11	0
11/28 vs. TB	3	1	20	6.7	15	0
12/5 vs. Pit.	3	0	47	15.7	35	0
12/13 @ Hou.	2	2	24	12.0	22	0
12/19 vs. NO	2	2	35	17.5	26	0
12/26 @ Cle.	1	1	1	1.0	1	0
1/2/11 vs. Cin.	3	0	14	4.7	8	0
Totals	21	12	199	9.5	35	0
Playoffs						
1/9/11 @ KC	0	1	0	0.0	0	0
1/15/11 @ Pit.	2	0	37	18.5	36	0
Totals	2	1	37	18.5	36	0

21 LARDARIUS WEBB

REGULAR SEASON

Year	Team	GP	GS	TACKLES			INTERCEPTIONS				FUMBLES					
				TT	Solo	Asst	SK	Yards	No.	Yds.	Lg	TDs	PD	FF	FR	Yds.
2009	Baltimore	14	4	36	25	11	1	4	0	0	0	0	6	0	0	0
2010	Baltimore	15	0	60	56	4	0	0	2	32	0	0	11	0	0	0
Totals		29	4	96	81	15	1	4	2	32	0	0	17	0	0	0

SPECIAL TEAMS TACKLES (11): 2009 (11)

CAREER SINGLE-GAME HIGHS (REGULAR SEASON)

Total Tackles: 9 2 times (last: 1/2/11 vs. Cin.)	Solo Tackles: 9 (1/2/11 vs. Cin.)
Sacks: 1 (11/16/09 at Cle.)	INTs: 1 2 times (last: 12/26/10 at Cle.)
Forced Fumbles: None	Fumble Recoveries: None
Passes Defensed: 3 (11/29/09 vs. Pit.)	

Year	Team	GP	GS	KICKOFF RETURNS				PUNT RETURNS						
				No.	Yds.	Avg.	LG	TD	No.	FC	Yds.	Avg.	LG	TD
2009	Baltimore	14	4	35	918	26.2	95t	1	0	0	-1	-1.0	-1	0
2010	Baltimore	15	0	0	0	0.0	0	0	21	12	199	9.5	35	0
Totals		29	4	35	918	26.2	95t	1	21	12	198	9.4	35	0

POSTSEASON

Year	Team	GP	GS	TACKLES			INTERCEPTIONS				FUMBLES				
				TT	Solo	Asst	SK	Yards	No.	Yds.	Lg	TDs	PD	FF	FR
2009	Baltimore	INJURED RESERVE - KNEE													
2010	Baltimore	2	0	5	5	0	0	0	0	0	0	0	0	0	0
Totals		2	0	5	5	0	0	0	0	0	0	0	0	0	0

Year	Team	GP	GS	KICKOFF RETURNS				PUNT RETURNS						
				No.	Yds.	Avg.	LG	TD	No.	FC	Yds.	Avg.	LG	TD
2009	Baltimore	INJURED RESERVE - KNEE												
2010	Baltimore	2	0	2	59	29.5	38	0	2	1	37	18.5	36	0
Totals		2	0	2	59	29.5	38	0	2	1	37	18.5	36	0

29

CARY WILLIAMS

CORNERBACK | 6-1 | 182

COLLEGE: WASHBURN

HS: CHAMINADE-MADONNA (HOLLYWOOD, FL)

BORN: 12/23/84, MIAMI, FL

EXP. (NFL/RAVENS): 2/2

GP/GS (PLAYOFFS): 23/1 (4/0)

2010 SEASON HIGHLIGHTS: Saw action in 13 games and finished tied for fifth on the team with 6 special teams tackles...Also pulled in his first-career pass reception, for 13 yards, on a fake punt vs. Mia. (11/7)

- Recorded a special teams stop in the 37-13 win in **game 10 at Car. (11/21)**
- Posted a solo special teams stop in **game 9 at Atl. (11/11)**
- Pulled in his first-career pass reception (on a fake punt), good for 13 yards to convert a first down on 4th-and-10, in the 26-10 win in **game 8 vs. Mia. (11/7)**
- Saw action from scrimmage and collected 1 special teams tackle in **game 6 at NE (10/17)**
Played on special teams and had a key solo special teams tackle (Josh Cribbs) in the 24-17 victory in **game 3 vs. Cle. (9/26)**
- Was suspended by the NFL for **game 2 at Cin. (9/19)** and the **season opener at NYJ (9/13)**

2010 POSTSEASON: Saw action on special teams in both playoff contests

CAREER HIGHLIGHTS:

- Posted a career-high 9 tackles and had a PD from scrimmage at NE (10/18/09) while playing for Tennessee

2010 Game-by-Game Statistics Ravens

Date/Opp.	TT	Solo	As	Sacks	INT	PD	FF	FR
9/13 @ NYJ	SUSPENDED BY NFL							
9/19 @ Cin.	SUSPENDED BY NFL							
9/26 vs. Cle.	0	0	0	0-0	0-0	0	0	0
10/3 @ Pit.	0	0	0	0-0	0-0	0	0	0
10/10 vs. Den.	0	0	0	0-0	0-0	0	0	0
10/17 @ NE	0	0	0	0-0	0-0	0	0	0
10/24 vs. Buf.	0	0	0	0-0	0-0	0	0	0
11/7 vs. Mia.	0	0	0	0-0	0-0	0	0	0
11/11 @ Atl.	0	0	0	0-0	0-0	0	0	0
11/21 @ Car.	0	0	0	0-0	0-0	0	0	0
11/28 vs. TB	0	0	0	0-0	0-0	0	0	0
12/5 vs. Pit.	INACTIVE							
12/13 @ Hou.	0	0	0	0-0	0-0	0	0	0
12/19 vs. NO	0	0	0	0-0	0-0	0	0	0
12/26 @ Cle.	0	0	0	0-0	0-0	0	0	0
1/2/11 vs. Cin.	0	0	0	0-0	0-0	0	0	0
Totals	0	0	0	0-0	0-0	0	0	0
Playoffs								
1/9/11 @ KC	0	0	0	0-0	0-0	0	0	0
1/15/11 @ Pit.	0	0	0	0-0	0-0	0	0	0
Totals	0	0	0	0-0	0-0	0	0	0

2010 Game-by-Game Special Teams Statistics Ravens

Date/Opp.	TT	Solo	As	FF	FR	BK
9/13 @ NYJ	SUSPENDED BY NFL					
9/19 @ Cin.	SUSPENDED BY NFL					
9/26 vs. Cle.	1	1	0	0	0	0
10/3 @ Pit.	0	0	0	0	0	0
10/10 vs. Den.	0	0	0	0	0	0
10/17 @ NE	1	1	0	0	0	0
10/24 vs. Buf.	0	0	0	0	0	0
11/7 vs. Mia.	0	0	0	0	0	0
11/11 @ Atl.	1	1	0	0	0	0
11/21 @ Car.	1	1	0	0	0	0
11/28 vs. TB	0	0	0	0	0	0
12/5 vs. Pit.	INACTIVE					
12/13 @ Hou.	0	0	0	0	0	0
12/19 vs. NO	0	0	0	0	0	0
12/26 @ Cle.	1	1	0	0	0	0
1/2/11 vs. Cin.	1	1	0	0	0	0
Totals	6	6	0	0	0	0
Playoffs						
1/9/11 @ KC	0	0	0	0	0	0
1/15/11 @ Pit.	0	0	0	0	0	0
Totals	0	0	0	0	0	0

29 CARY WILLIAMS

REGULAR SEASON

Year	Team	GP	GS	TACKLES			INTERCEPTIONS				FUMBLES						
				TT	Solo	Asst	SK	Yards	No	Yds.	Lg	TDs	PD	FF	FR	Yds.	
2008	Tennessee	1	0	0	0	0	0	0	0	0	0	0	0	0	0	0	0
2009	Ten./Bal.	9	1	13	7	6	0	0	0	0	0	1	0	0	0	0	0
2010	Baltimore	13	0	0	0	0	0	0	0	0	0	0	0	0	0	0	0
Totals		23	1	13	7	6	0	0	0	0	0	1	0	0	0	0	0

SPECIAL TEAMS TACKLES (11): 2008 (0); 2009 (5); 2010 (6)

CAREER SINGLE-GAME HIGHS (REGULAR SEASON)

Total Tackles:	9 (10/18/09 at NE)	Solo Tackles:	5 (10/18/09 at NE)
Sacks:	None	INTs:	None
Forced Fumbles:	None	Fumble Recoveries:	None
Passes Defensed:	1 (10/18/09 at NE)		

Additional Statistics: Has a pass reception for 13 yards, off a fake punt (11/7/10 vs. Mia.).

POSTSEASON

Year	Team	GP	GS	TACKLES			INTERCEPTIONS				FUMBLES						
				TT	Solo	Asst	SK	Yards	No	Yds.	Lg	TDs	PD	FF	FR	Yds.	
2009	Baltimore	2	0	0	0	0	0	0	0	0	0	0	0	0	0	0	0
2010	Baltimore	2	0	0	0	0	0	0	0	0	0	0	0	0	0	0	0
Totals		4	0	0	0	0	0	0	0	0	0	0	0	0	0	0	0

37

JOSH WILSON

CORNERBACK | 5-9 | 192

COLLEGE: MARYLAND

HS: DeMATHA (HYATTSVILLE, MD)

BORN: 3/11/85, HOUSTON, TX

EXP. (NFL/RAVENS): 4/1

GP/GS (PLAYOFFS): 54/33 (4/2)

2010 SEASON HIGHLIGHTS: Saw action in 14 games, including nine starts, and recorded 36 tackles, a career-high 15 PD (second on the team to Ed Reed's 16) and 3 INTs, including 1 returned for a TD

- Intercepted QB Matt Schaub and ran 12 yards for a TD to give the Ravens a 34-28 overtime victory in **game 13 at Hou. (12/13)**...Also added 7 solo tackles and a career-high-tying 3 PD against the Texans
- Saw action in his 50th-career game (started) and recorded 5 solo tackles, 2 PD and an INT in **game 12 vs. Pit. (12/5)**
- Started and netted 4 tackles (3 solo) for a defense that forced 2 fourth-quarter INTs, both returned for TDs, sealing the 37-13 win in **game 10 at Car. (11/21)**
- Ravens traded (with the Seahawks) for Josh Wilson on 9/1/10

2010 POSTSEASON: Posted 4 solo tackles, 1 INT and a team-leading 3 PD in two playoff contests

- Started his first-career postseason contest and recorded 2 tackles, 1 PD and his first-career postseason INT for a defense that held the Chiefs to 161 total yards and forced 5 turnovers in the 30-7 victory in the **Wild Card Game at KC (1/9/11)**

CAREER HIGHLIGHTS:

- Second in Seahawks history in career INT returns for TDs (3), INTs returned for TDs in a season (2 in 2009), INTs returned for a TD in a game (1) and total return TDs (4)
- Set Seattle's single-season records for most KORs (69) and yards (1,753) in 2008
- Led the NFL with 8 KORs of 40-or-more yards in 2008
- Returned his first-career INT 75 yards for a TD at SF (10/26/08)
- Ranks second in the NFL with 4 INT-TDs since 2008 (tied with Jabari Greer and Dominique Rogers-Cromartie)

2010 Game-by-Game Statistics									
Ravens									
Date/Opp.	TT	Solo	As	Sacks	INT	PD	FF	FR	FR
9/13 @ NYJ	0	0	0	0-0	0-0	0	0	0	0
9/19 @ Cin.	0	0	0	0-0	0-0	0	0	0	0
9/26 vs. Cle.	1	1	0	0-0	0-0	0	0	0	0
10/3 @ Pit.	INACTIVE								
10/10 vs. Den.	3	3	0	0-0	0-0	2	0	0	0
10/17 @ NE	INACTIVE - HAMSTRING								
10/24 vs. Buf.	2	2	0	0-0	0-0	2	0	0	0
11/7 vs. Mia.	1	1	0	0-0	1-0	3	0	0	0
11/11 @ Atl.	7	7	0	0-0	0-0	0	0	0	0
11/21 @ Car.	4	3	1	0-0	0-0	1	0	0	0
11/28 vs. TB	3	3	0	0-0	0-0	0	0	0	0
12/5 vs. Pit.	5	5	0	0-0	1-0	2	0	0	0
12/13 @ Hou.	7	7	0	0-0	1-12t	3	0	0	0
12/19 vs. NO	0	0	0	0-0	0-0	1	0	0	0
12/26 @ Cle.	2	2	0	0-0	0-0	1	0	0	0
1/2/11 vs. Cin.	1	1	0	0-0	0-0	0	0	0	0
Totals	36	35	1	0-0	3-12	15	0	0	0
Playoffs									
1/9/11 @ KC	2	2	0	0-0	1-0	1	0	0	0
1/15/11 @ Pit.	2	2	0	0-0	0-0	2	0	0	0
Totals	4	4	0	0-0	1-0	3	0	0	0

2010 Game-by-Game Statistics						
Ravens						
Kickoff Returns						
Date/Opp.	No.	FC	Yards	Avg.	LG	TD
9/13 @ NYJ	0	0	0	0.0	0	0
9/19 @ Cin.	0	0	0	0.0	0	0
9/26 vs. Cle.	0	0	0	0.0	0	0
10/3 @ Pit.	INACTIVE					
10/10 vs. Den.	3	0	60	20.0	26	0
10/17 @ NE	INACTIVE - HAMSTRING					
10/24 vs. Buf.	3	0	57	19.0	21	0
11/7 vs. Mia.	0	0	0	0.0	0	0
11/11 @ Atl.	0	0	0	0.0	0	0
11/21 @ Car.	0	0	0	0.0	0	0
11/28 vs. TB	0	0	0	0.0	0	0
12/5 vs. Pit.	0	0	0	0.0	0	0
12/13 @ Hou.	0	0	0	0.0	0	0
12/19 vs. NO	0	0	0	0.0	0	0
12/26 @ Cle.	0	0	0	0.0	0	0
1/2/11 vs. Cin.	0	0	0	0.0	0	0
Totals	6	0	117	19.5	26	0
Playoffs						
1/9/11 @ KC	0	0	0	0.0	0	0
1/15/11 @ Pit.	0	0	0	0.0	0	0
Totals	0	0	0	0.0	0	0

2010 Game-by-Game Special Teams Statistics							
Ravens							
Date/Opp.	TT	Solo	As	FF	FR	BK	BK
9/13 @ NYJ	0	0	0	0	0	0	0
9/19 @ Cin.	1	1	0	0	0	0	0
9/26 vs. Cle.	0	0	0	0	0	0	0
10/3 @ Pit.	INACTIVE						
10/10 vs. Den.	0	0	0	0	0	0	0
10/17 @ NE	INACTIVE - HAMSTRING						
10/24 vs. Buf.	0	0	0	0	1	0	0
11/7 vs. Mia.	1	1	0	0	0	0	0
11/11 @ Atl.	0	0	0	0	0	0	0
11/21 @ Car.	0	0	0	0	0	0	0
11/28 vs. TB	0	0	0	0	0	0	0
12/5 vs. Pit.	0	0	0	0	0	0	0
12/13 @ Hou.	0	0	0	0	0	0	0
12/19 vs. NO	0	0	0	0	0	0	0
12/26 @ Cle.	0	0	0	0	0	0	0
1/2/11 vs. Cin.	0	0	0	0	0	0	0
Totals	2	2	0	0	1	0	0
Playoffs							
1/9/11 @ KC	0	0	0	0	0	0	0
1/15/11 @ Pit.	0	0	0	0	0	0	0
Totals	0	0	0	0	0	0	0

37 JOSH WILSON

37 JOSH WILSON

REGULAR SEASON

Year	Team	GP	GS	TACKLES					INTERCEPTIONS					FUMBLES				
				TT	Solo	Asst	SK	Yards	No.	Yds.	Lg	TDs	PD	FF	FR	Yds.		
2007	Seattle	12	0	4	2	2	0	0	0	0	0	0	0	0	0	0	0	0
2008	Seattle	16	12	76	69	7	1	13	4	135	75t	1	9	3	2	0	0	0
2009	Seattle	12	12	44	40	4	1	3	2	126	65t	2	14	0	1	43	0	0
2010	Baltimore	14	9	36	35	1	0	0	3	12	12t	1	15	0	0	0	0	0
Totals		54	33	160	146	14	2	16	9	273	75t	4	38	3	3	43		

SPECIAL TEAMS TACKLES (2): 2010 (2)

CAREER SINGLE-GAME HIGHS (REGULAR SEASON)

Total Tackles: 11 (10/5/08 at NYG) **Solo Tackles:** 10 (11/16/08 vs. Ari.)
Sacks: 1 2 times (last: 10/11/09 vs. Jax.) **INTs:** 2 (12/21/08 vs. NYJ)
Forced Fumbles: 1 3 times (last: 12/7/08 vs. NE) **Fumble Recoveries:** 1 3 times (last: 12/6/09 vs. SF)
Passes Defensed: 3 5 times (last: 12/13/10 at Hou.)

KICKOFF RETURNS

Year	Team	GP	GS	No.	Yds.	Avg.	LG	TD
2007	Seattle	12	0	14	385	27.5	89t	1
2008	Seattle	16	12	69	1,753	25.4	61	0
2009	Seattle	12	12	11	212	19.3	29	0
2010	Baltimore	14	9	6	117	19.5	26	0
Totals		54	33	100	2,467	24.7	89t	1

POSTSEASON

Year	Team	GP	GS	TACKLES					INTERCEPTIONS					FUMBLES				
				TT	Solo	Asst	SK	Yards	No.	Yds.	Lg	TDs	PD	FF	FR	Yds.		
2007	Seattle	2	0	0	0	0	0	0	0	0	0	0	0	0	0	0	0	0
2010	Baltimore	2	2	4	4	0	0	0	1	0	0	0	3	0	0	0	0	0
Totals		4	2	4	4	0	0	0	1	0	0	0	3	0	0	0	0	0

KICKOFF RETURNS

Year	Team	GP	GS	No.	Yds.	Avg.	LG	TD
2007	Seattle	2	0	1	-1	-1	-1	0
2010	Baltimore	2	2	0	0	0.0	0	0
Totals		4	2	1	-1	-1.0	0	0

28

TOM ZBIKOWSKI

SAFETY | 5-11 | 200

COLLEGE: NOTRE DAME
EXP. (NFL/RAVENS): 3/3

HS: BUFFALO GROVE (IL)
GP/GS (PLAYOFFS): 39/10 (5/0)

BORN: 5/22/85, PARK RIDGE, IL

2010 SEASON HIGHLIGHTS: Saw action in eight games, including a career-high four starts, and produced a career-high-tying 16 tackles and 1 PD from scrimmage...Missed eight games with foot and back injuries

- Saw action (on special teams) in his first game in five weeks (foot) in **game 12 vs. Pit. (12/5)**
- Recorded 2 tackles and a PD and had a KOR for 20 yards before leaving the game in the third quarter with a heel injury in **game 6 at NE (10/17)**
- Posted 4 tackles from scrimmage and had 2 PRs for 21 yards (10.5 avg.) in the 31-17 victory in **game 5 vs. Den. (10/10)**
- Started at safety and netted 2 tackles, as well as returning 3 punts for 19 yards and 1 KO for 13 yards, in the 17-14 victory in **game 4 at Pit. (10/3)**
- Netted 2 solo tackles from scrimmage and returned 2 punts for 25 yards (12.5 avg.) in **game 3 vs. Cle. (9/26)**

- Posted 2 tackles from scrimmage for a defense that held the Bengals to 3-of-18 (17%) on third down and did not allow a TD for the second consecutive week in **game 2 at Cin. (9/19)**
- Started at safety and posted 4 tackles (3 solo) as part of a defense that held the Jets to 176 total yards and 1 of 11 (9%) on third down in **game 1 at NYJ (9/13)**...Also returned 4 punts for 5 yards, with a long of 10 against the Jets

2010 POSTSEASON: Was a game-day inactive (back) in both the **Divisional Game at Pit. (1/15/11)** and the **Wild Card Game at KC (1/9/11)**

CAREER HIGHLIGHTS:

- Started his first-career game and responded with 3 tackles and his first-career INT at GB (12/7/09)

2010 Game-by-Game Statistics Ravens

Date/Opp.	TT	Solo	As	Sacks	INT	PD	FF	FR
9/13 @ NYJ	4	3	1	0-0	0-0	0	0	0
9/19 @ Cin.	2	1	1	0-0	0-0	0	0	0
9/26 vs. Cle.	2	2	0	0-0	0-0	0	0	0
10/3 @ Pit.	2	1	1	0-0	0-0	0	0	0
10/10 vs. Den.	4	2	2	0-0	0-0	0	0	0
10/17 @ NE	2	2	0	0-0	0-0	1	0	0
10/24 vs. Buf.				INACTIVE - FOOT				
11/7 vs. Mia.				INACTIVE - FOOT				
11/11 @ Atl.				INACTIVE - FOOT				
11/21 @ Car.				INACTIVE - FOOT				
11/28 vs. TB				INACTIVE - FOOT				
12/5 vs. Pit.	0	0	0	0-0	0-0	0	0	0
12/13 @ Hou.	0	0	0	0-0	0-0	0	0	0
12/19 vs. NO				INACTIVE - BACK				
12/26 @ Cle.				INACTIVE - BACK				
1/2/11 vs. Cin.				INACTIVE - BACK				
Totals	16	11	5	0-0	0-0	1	0	0
Playoffs								
1/9/11 @ KC				INACTIVE - BACK				
1/15/11 @ Pit.				INACTIVE - BACK				
Totals	0	0	0	0-0	0-0	0	0	0

2010 Game-by-Game Statistics Ravens

Date/Opp.	PUNT RETURNS				
	No.	FC	Yards	Avg.	LG TD
9/13 @ NYJ	4	1	5	1.3	10 0
9/19 @ Cin.	5	1	31	6.2	20 0
9/26 vs. Cle.	2	1	25	12.5	17 0
10/3 @ Pit.	3	2	19	6.3	10 0
10/10 vs. Den.	2	2	21	10.5	12 0
10/17 @ NE	0	1	0	0.0	0 0
10/24 vs. Buf.				INACTIVE - FOOT	
11/7 vs. Mia.				INACTIVE - FOOT	
11/11 @ Atl.				INACTIVE - FOOT	
11/21 @ Car.				INACTIVE - FOOT	
11/28 vs. TB				INACTIVE - FOOT	
12/5 vs. Pit.	0	0	0	0	0 0
12/13 @ Hou.	0	0	0	0	0 0
12/19 vs. NO				INACTIVE - BACK	
12/26 @ Cle.				INACTIVE - BACK	
1/2/11 vs. Cin.				INACTIVE - BACK	
Totals	16	8	101	6.3	20 0
Playoffs					
1/9/11 @ KC				INACTIVE - BACK	
1/15/11 @ Pit.				INACTIVE - BACK	
Totals	0	0	0	0.0	0 0

28 TOM ZBIKOWSKI

REGULAR SEASON

Year	Team	GP	GS	TACKLES			Yards	INTERCEPTIONS			FUMBLES					
				TT	Solo	Asst		SK	No	Yds.	Lg	TDs	PD	FF	FR	Yds.
2008	Baltimore	16	0	1	1	0	0	0	0	0	0	0	0	0	0	0
2009	Baltimore	15	4	16	15	1	0	0	2	13	21	0	4	0	0	0
2010	Baltimore	8	6	16	11	5	0	0	0	0	0	1	0	0	0	0
Totals		39	10	33	27	6	0	0	2	13	21	0	5	0	0	0

SPECIAL TEAMSTACKLES (51): 2008 (23); 2009 (28); 2010 (0)

CAREER SINGLE-GAME HIGHS (REGULAR SEASON)

Total Tackles: 6 (12/20/09 vs. Chi.)
Solo Tackles: 6 (12/20/09 vs. Chi.)
Sacks: None
INTs: 1 2 times (last: 12/13/09 vs. Det.)
Forced Fumbles: None
Fumble Recoveries: None
Passes Defensed: 3 (12/13/09 vs. Det.)

Year	Team	GP	GS	KICKOFF RETURNS				PUNT RETURNS				
				No.	Yds.	Avg.	LG TD	No.	FC	Yds.	Avg.	LG TD
2008	Baltimore	16	0	2	48	24.0	26 0	0	0	0	0.0	0 0
2009	Baltimore	15	4	0	0	0.0	0 0	0	0	0	0.0	0 0
2010	Baltimore	8	6	3	48	16.0	20 0	16	8	101	6.3	20 0
Totals		39	10	5	96	19.2	26 0	16	8	101	6.3	20 0

POSTSEASON

Year	Team	GP	GS	TACKLES			Yards	INTERCEPTIONS			FUMBLES					
				TT	Solo	Asst		SK	No	Yds.	Lg	TDs	PD	FF	FR	Yds.
2008	Baltimore	3	0	2	1	1	0	0	0	0	0	0	0	0	0	0
2009	Baltimore	2	0	2	2	0	0	0	0	0	0	0	0	0	0	0
2010	Baltimore	0	0	0	0	0	0	0	0	0	0	0	0	0	0	0
Totals		5	0	4	3	1	0	0	0	0	0	0	0	0	0	0

Year	Team	GP	GS	KICKOFF RETURNS				PUNT RETURNS				
				No.	Yds.	Avg.	LG TD	No.	FC	Yds.	Avg.	LG TD
2008	Baltimore	3	0	3	68	22.7	31 0	0	0	0	0.0	0 0
2009	Baltimore	2	0	0	0	0.0	0 0	0	0	0	0.0	0 0
2010	Baltimore	0	0	0	0	0.0	0 0	0	0	0	0.0	0 0
Totals		5	0	3	68	22.7	31 0	0	0	0	0.0	20 0

DEFENSIVE LINE

62 TERRENCE CODY

DEFENSIVE TACKLE | 6-4 | 349

COLLEGE: ALABAMA

HS: RIVERDALE (FORT MYERS, FL)

BORN: 6/28/88, FORT MYERS, FL

EXP (NFL/RAVENS): ROOKIE GP/GS (PLAYOFFS): 13/1 (2/0)

2010 SEASON HIGHLIGHTS: Saw action in 13 games (one start) and produced 13 tackles as a rookie

- Recorded 4 tackles, including 2 solo, in the 13-7 victory in **game 16 vs. Cin. (1/2/22)**
- Started his first-career NFL game in the 37-13 win in **game 10 at Car. (11/21)**
- Posted a career-high 5 tackles (3 solo) in **game 9 at Atl. (11/11)**
- Recorded 2 tackles for a defense that forced 3 turnovers in the 26-10 win in **game 8 vs. Mia. (11/7)**
- Posted his first-career tackle in the 37-34 overtime victory in **game 7 vs. Buf. (10/24)**
- Saw action in his first-career NFL game, playing both from scrimmage and on special teams, in the 17-14 victory in **game 4 at Pit. (10/3)**
- Was a game-day inactive for **games 1-3**

2010 POSTSEASON: Posted 2 tackles and a FF (in KC, recovered by the Ravens) in two playoff contests

CAREER HIGHLIGHTS:

- Started his first-career game at Car. (11/21/10)
- Recorded his first-career tackle vs. Buf. (10/24/10)
- Netted a career-high 5 tackles at Atl. (11/11/10)

COLLEGE HIGHLIGHTS:

- Started all 26 games he played at nose guard in two seasons for Alabama, totaling 52 tackles (19 solo), a half sack (-5 yards), 10.5 TFL (-25 yards), 5 QB pressures, 2 FRs, 1 FF, 1 PD and 2 blocked FGs
- Anchor of a defense that ranked second in the nation against the run in both 2008 (74.1 ypg) and 2009 (77.9 ypg)
- Made 50 plays vs. the ground game while at Alabama, holding opposing rushers to 48 yards (0.96 ypc), with those runners managing just 5 first-down carries...Tackled ball carriers 11 times for loss (solo and assisted), also producing 6 stops at the line of scrimmage for no gain
- In Cody's two seasons with the Crimson Tide, Alabama opponents averaged just 73.2 rushing yards per game, 243.9 total yards a contest and 12.3 points per game
- A study by ESPN found that Cody was double- and triple-teamed on 63.6 percent of his plays during his two-year career at Alabama

COLLEGE HONORS:

- Two-time consensus All-American (2008 and 2009)
- Two-time unanimous first-team All-SEC selection (2008 and 2009)
- Finalist for both the 2009 Chuck Bednarik Award and Bronko Nagurski Trophy, given to the nation's premier defensive players
- SEC Player of the Week (vs. Clemson, 8/30/08)

2010 Game-by-Game Statistics
Ravens

Date/Opp.	TT	Solo	As	Sacks	INT	PD	FF	FR
9/13 @ NYJ				INACTIVE - KNEE				
9/19 @ Cin.				INACTIVE - KNEE				
9/26 vs. Cle.				INACTIVE				
10/3 @ Pit.	0	0	0	0-0	0-0	0	0	0
10/10 vs. Den.	0	0	0	0-0	0-0	0	0	0
10/17 @ NE	0	0	0	0-0	0-0	0	0	0
10/24 vs. Buf.	1	0	1	0-0	0-0	0	0	0
11/7 vs. Mia.	2	0	2	0-0	0-0	0	0	0
11/11 @ Atl.	5	3	2	0-0	0-0	0	0	0
11/21 @ Car.	0	0	0	0-0	0-0	0	0	0
11/28 vs. TB	0	0	0	0-0	0-0	0	0	0
12/5 vs. Pit.	0	0	0	0-0	0-0	0	0	0
12/13 @ Hou.	1	0	1	0-0	0-0	0	0	0
12/19 vs. NO	0	0	0	0-0	0-0	0	0	0
12/26 @ Cle.	0	0	0	0-0	0-0	0	0	0
1/2/11 vs. Cin.	4	2	2	0-0	0-0	0	0	0
Totals	13	5	8	0-0	0-0	0	0	0
Playoffs								
1/9/11 @ KC	2	1	1	0-0	0-0	0	1	0
1/15/11 @ Pit.	0	0	0	0-0	0-0	0	0	0
Totals	2	1	1	0-0	0-0	0	1	0

62 TERRENCE CODY

REGULAR SEASON

		TACKLES						INTERCEPTIONS					FUMBLES			
Year	Team	GP	GS	TT	Solo	Asst	SK	Yards	No.	Yds.	Lg	TDs	PD	FF	FR	Yds.
2010	Baltimore	13	1	13	5	8	0	0	0	0	0	0	0	0	0	0
Totals		13	1	13	5	8	0	0	0	0	0	0	0	0	0	0

CAREER SINGLE-GAME HIGHS (REGULAR SEASON)

Total Tackles: 5 (11/11/10 at Atl.)	Solo Tackles: 3 (11/11/10 at Atl.)
Sacks: None	INTs: None
Forced Fumbles: None	Fumble Recoveries: None
Passes Defensed: None	

POSTSEASON

		TACKLES						INTERCEPTIONS					FUMBLES			
Year	Team	GP	GS	TT	Solo	Asst	SK	Yards	No.	Yds.	Lg	TDs	PD	FF	FR	Yds.
2010	Baltimore	2	0	2	1	1	0	0	0	0	0	0	0	1	0	0
Totals		2	0	2	1	1	0	0	0	0	0	0	0	1	0	0

96

LAMAR DIVENS

DEFENSIVE TACKLE | 6-3 | 343

COLLEGE: TENNESSEE STATE

BORN: 11/12/85, FAYETTEVILLE, TN

HS: LINCOLN COUNTY (FAYETTEVILLE, TN)

EXP. (NFL/RAVENS): 3/3

GP/GS (PLAYOFFS): 5/0 (0/0)

2010 SEASON HIGHLIGHTS: Saw action in two games and was a game-day inactive for the other 14

- Was a game-day inactive in **games 5-16**
- Saw action from scrimmage and on special teams in the 17-14 victory in **game 4 at Pit. (10/3)**
- Was a game-day inactive in **game 3 vs. Cle. (9/26)** and **game 2 at Cin. (9/19)**
- Saw action from scrimmage and on special teams, but did not record a tackle in **game 1 (9/13 at NYJ)**

2010 POSTSEASON: Was a game-day inactive in both the **Divisional Game at Pit. (1/15/11)** and the 30-7 victory in the **Wild Card Game at KC (1/9/11)**

CAREER HIGHLIGHTS:

- Has seen action in five NFL games

2010
Game-by-Game Statistics
Ravens

Date/Opp.	TT	Solo	As	Sacks	INT	PD	FF	FR
9/13 @ NYJ	0	0	0	0-0	0-0	0	0	0
9/19 @ Cin.	INACTIVE							
9/26 vs. Cle.	INACTIVE							
10/3 @ Pit.	0	0	0	0-0	0-0	0	0	0
10/10 vs. Den.	INACTIVE							
10/17 @ NE	INACTIVE							
10/24 vs. Buf.	INACTIVE							
11/7 vs. Mia.	INACTIVE							
11/11 @ Atl.	INACTIVE							
11/21 @ Car.	INACTIVE							
11/28 vs. TB	INACTIVE							
12/5 vs. Pit.	INACTIVE							
12/13 @ Hou.	INACTIVE							
12/19 vs. NO	INACTIVE							
12/26 @ Cle.	INACTIVE							
1/2/11 vs. Cin.	INACTIVE							
Totals	0	0	0	0-0	0-0	0	0	0
Playoffs								
1/9/11 @ KC	INACTIVE							
1/15/11 @ Pit.	INACTIVE							
Totals	0	0	0	0-0	0-0	0	0	0

96 LAMAR DIVENS

REGULAR SEASON

Year	Team	GP	GS	TACKLES			INTERCEPTIONS					FUMBLES					
				TT	Solo	Asst	SK	Yards	No.	Yds.	Lg	TDs	PD	FF	FR	Yds.	
2008	Bal./SD	3	0	0	0	0	0	0	0	0	0	0	0	0	0	0	0
2009	Baltimore	INJURED RESERVE - HIP															
2010	Baltimore	2	0	0	0	0	0	0	0	0	0	0	0	0	0	0	0
Totals		5	0	0	0	0	0	0	0	0	0	0	0	0	0	0	0

CAREER SINGLE-GAME HIGHS (REGULAR SEASON)

Total Tackles:	None	Solo Tackles:	None
Sacks:	None	INTs:	None
Forced Fumbles:	None	Fumble Recoveries:	None
Passes Defensed:	None		

POSTSEASON

Year	Team	GP	GS	TACKLES			INTERCEPTIONS					FUMBLES					
				TT	Solo	Asst	SK	Yards	No.	Yds.	Lg	TDs	PD	FF	FR	Yds.	
2008	Bal./SD	INJURED RESERVE - SHOULDER															
2009	Baltimore	INJURED RESERVE - HIP															
2010	Baltimore	0	0	0	0	0	0	0	0	0	0	0	0	0	0	0	0
Totals		0	0	0	0	0	0	0	0	0	0	0	0	0	0	0	0

97

KELLY GREGG

NOSE TACKLE | 6-0 | 320

COLLEGE: OKLAHOMA

EXP. (NFL/RAVENS): 11/10

HS: EDMOND (OK)

GP/GS (PLAYOFFS): 137/123 (8/6)

BORN: 11/1/76, WICHITA, KS

2010 SEASON HIGHLIGHTS: Started all 16 games and netted 39 tackles, including 22 solo, for a Ravens' defense that ranked No. 5 against the run (93.9 ypg)...Ravens have produced a top 5-run defense in five consecutive seasons

- Led the D-line with 8 tackles, including 4 solo, in the 37-34 overtime victory in **game 7 vs. Buf. (10/24)**
- Netted 3 tackles for a defense that allowed just 39 net yards rushing in the 31-17 victory in **game 5 vs. Den. (10/10)**
- Started and led the D-line with 6 tackles (4 solo), including a TFL, in the 24-17 victory in **game 3 vs. Cle. (9/26)**
- Netted 6 tackles (4 solo) for a defense that held the Bengals to 3-of-18 (17%) on third down and did not allow a TD for the second-consecutive week in **game 2 at Cin. (9/19)**
- Started and posted 2 tackles as part of a defense that held the Jets to 176 total yards and 1 of 11 (9%) on third down in the 10-9 victory in **game 1 at NYJ (9/13)**

2010 POSTSEASON: Started both playoff games and totaled 4 tackles as part of a defense that forced 7 turnovers

CAREER HIGHLIGHTS:

- Ranks second on the Ravens' all-time tackles list with 721 (including 466 solo)...Also has 19.5 sacks, 12 PD, 6 FRs and 2 FFs
- Is the only DT in Ravens history to record 100 tackles in a season, doing so in 2003, 2005-06 and 2007
- Posted a career-high 111 tackles (78 solo), 4 PD, 3 sacks (-15 yards) and 1 FR in 2007
- Recorded a career-high 14 tackles, including a career-high 13 solo, and a sack (-9 yards) at Mia. (12/16/07)
- Was allocated to the Rhein Fire of the NFL Europe League in the spring of 2001 and led the team with 6 sacks, 3 FFs and finished third with 40 tackles and 3 PD

CAREER HONORS:

- Named to Peter King's *Sports Illustrated* All-Pro team in 2006
- Named to *USA Today's* All-Joe Team (players who are critical to their team, but don't receive the Pro Bowl nod) in 2006 and 2007

2010 Game-by-Game Statistics Ravens

Date/Opp.	TT	Solo	As	Sacks	INT	PD	FF	FR
9/13 @ NYJ	2	1	1	0-0	0-0	0	0	0
9/19 @ Cin.	6	4	2	0-0	0-0	0	0	0
9/26 vs. Cle.	6	4	2	0-0	0-0	0	0	0
10/3 @ Pit.	4	2	2	0-0	0-0	0	0	0
10/10 vs. Den.	2	0	2	0-0	0-0	0	0	0
10/17 @ NE	3	2	1	0-0	0-0	0	0	0
10/24 vs. Buf.	8	4	4	0-0	0-0	0	0	0
11/7 vs. Mia.	1	0	1	0-0	0-0	0	0	0
11/11 @ Atl.	2	1	1	0-0	0-0	0	0	0
11/21 @ Car.	0	0	0	0-0	0-0	0	0	0
11/28 vs. TB	2	2	0	0-0	0-0	0	0	0
12/5 vs. Pit.	0	0	0	0-0	0-0	0	0	0
12/13 @ Hou.	0	0	0	0-0	0-0	0	0	0
12/19 vs. NO	0	0	0	0-0	0-0	0	0	0
12/26 @ Cle.	1	1	0	0-0	0-0	0	0	0
1/2/11 vs. Cin.	2	1	1	0-0	0-0	0	0	0
Totals	39	22	17	0-0	0-0	0	0	0
Playoffs								
1/9/11 @ KC	0	0	0	0-0	0-0	0	0	0
1/15/11 @ Pit.	4	0	4	0-0	0-0	0	0	0
Totals	4	0	4	0-0	0-0	0	0	0

97 KELLY GREGG

REGULAR SEASON

Year	Team	GP	GS	TACKLES				Yards	INTERCEPTIONS				FUMBLES				
				TT	Solo	Asst	SK		No	Yds.	Lg	TDs	PD	FF	FR	Yds.	
1999	Philadelphia	3	0	2	1	1	0	0	0	0	0	0	0	0	0	0	0
2001	Baltimore	8	1	19	10	9	1	7	0	0	0	0	1	0	0	0	0
2002	Baltimore	16	16	90	61	29	2	14	0	0	0	0	0	0	0	0	0
2003	Baltimore	16	15	104	78	26	3	15	0	0	0	0	0	0	1	0	0
2004	Baltimore	14	14	89	54	35	1.5	5.5	0	0	0	0	2	1	1	0	0
2005	Baltimore	16	16	102	61	41	2.5	15	0	0	0	0	4	0	0	0	0
2006	Baltimore	16	16	101	61	40	3.5	23	0	0	0	0	1	1	3	59	0
2007	Baltimore	16	16	111	78	33	3	15	0	0	0	0	4	0	1	0	0
2008	Baltimore								INJURED RESERVE - KNEE								
2009	Baltimore	16	13	64	40	24	3	3	0	0	0	0	0	0	0	0	0
2010	Baltimore	16	16	39	22	17	0	0	0	0	0	0	0	0	0	0	0
Totals		137	123	721	466	255	19.5	97.5	0	0	0	0	12	2	6	59	0

CAREER SINGLE-GAME HIGHS (REGULAR SEASON)

Total Tackles: 14 (12/16/07 at Mia.) **Solo Tackles:** 13 (12/16/07 at Mia.)
Sacks: 1.5 2 times (last: 9/24/06 at Cle.) **INTs:** None
Forced Fumbles: 1 2 times (last: 10/15/06 vs. Car.) **Fumble Recoveries:** 2 (9/17/06 vs. Oak.)
Passes Defensed: 3 (10/16/05 vs. Car.)

POSTSEASON

Year	Team	GP	GS	TACKLES				Yards	INTERCEPTIONS				FUMBLES				
				TT	Solo	Asst	SK		No	Yds.	Lg	TDs	PD	FF	FR	Yds.	
2001	Baltimore	2	0	4	3	1	0	0	0	0	0	0	0	0	0	0	0
2003	Baltimore	1	1	6	2	4	0	0	0	0	0	0	0	0	1	0	0
2006	Baltimore	1	1	7	5	2	0.5	4.5	0	0	0	0	0	0	0	0	0
2008	Baltimore								INJURED RESERVE - KNEE								
2009	Baltimore	2	2	3	3	0	0	0	0	0	0	0	0	0	0	0	0
2010	Baltimore	2	2	4	0	4	0	0	0	0	0	0	0	0	0	0	0
Totals		8	6	24	13	11	0.5	4.5	0	0	0	0	0	0	1	0	0

61

ARTHUR JONES

DEFENSIVE TACKLE | 6-3 | 313

COLLEGE: SYRACUSE

HS: UNION ENDICOTT (ENDICOTT, NY)

BORN: 6/3/86, ROCHESTER, NY

EXP. (NFL/RAVENS): ROOKIE

GP/GS (PLAYOFFS): 2/0 (0/0)

2010 SEASON HIGHLIGHTS: Saw action in two games as a rookie

- Was a game-day inactive in **games 1-10, 12-13** and **15-16**
- Saw action in his first-career NFL game in the 17-10 victory in **game 11 vs. TB (11/28)**

2010 POSTSEASON: Was a game-day inactive in both the **Divisional Game at Pit. (1/15/11)** and the **30-7 victory in the Wild Card Game at KC (1/9/11)**

COLLEGE HIGHLIGHTS:

- Four-year letterman who started 32 of 44 career games played
- Totaled 145 tackles (85 solo), 38.5 TFL (-136 yards), 6.5 sacks (-61 yards) and 4 FRs
- His 38.5 career TFL are the most in Syracuse history by an interior defensive lineman and rank third on SU's career record list
- His 145 career tackles tie for 10th on Syracuse's all-time list for tackles by a down lineman

COLLEGE HONORS:

- Team captain for Syracuse his senior season (2009)
- All-Big East first-team (2008)
- All-Big East second-team (2007)
- Eastern College Athletic Conference All-Star (2007)
- Big East Defensive Player of the Week (at Notre Dame, 11/22/08)
- Fall Athletic Director's Honor Roll (2008)

2010 Game-by-Game Statistics Ravens

Date/Opp.	TT	Solo	As	Sacks	INT	PD	FF	FR
9/13 @ NYJ				INACTIVE				
9/19 @ Cin.				INACTIVE				
9/26 vs. Cle.				INACTIVE				
10/3 @ Pit.				INACTIVE				
10/10 vs. Den.				INACTIVE				
10/17 @ NE				INACTIVE				
10/24 vs. Buf.				INACTIVE				
11/7 vs. Mia.				INACTIVE				
11/11 @ Atl.				INACTIVE				
11/21 @ Car.				INACTIVE				
11/28 vs. TB	0	0	0	0-0	0-0	0	0	0
12/5 vs. Pit.				INACTIVE				
12/13 @ Hou.				INACTIVE				
12/19 vs. NO	0	0	0	0-0	0-0	0	0	0
12/26 @ Cle.				INACTIVE				
1/2/11 vs. Cin.				INACTIVE				
Totals	0	0	0	0-0	0-0	0	0	0
Playoffs								
1/9/11 @ KC				INACTIVE				
1/15/11 @ Pit.				INACTIVE				
Totals	0	0	0	0-0	0-0	0	0	0

61 ARTHUR JONES

REGULAR SEASON

Year	Team	GP	GS	TACKLES				INTERCEPTIONS				FUMBLES						
				TT	Solo	Asst	SK	Yards	No.	Yds.	Lg	TDs	PD	FF	FR	Yds.		
2010	Baltimore	2	0	0	0	0	0	0	0	0	0	0	0	0	0	0	0	0
Totals		2	0	0	0	0	0	0	0	0	0	0	0	0	0	0	0	0

CAREER SINGLE-GAME HIGHS (REGULAR SEASON)

Total Tackles:	None	Solo Tackles:	None
Sacks:	None	INTs:	None
Forced Fumbles:	None	Fumble Recoveries:	None
Passes Defensed:	None		

POSTSEASON

Year	Team	GP	GS	TACKLES				INTERCEPTIONS				FUMBLES						
				TT	Solo	Asst	SK	Yards	No.	Yds.	Lg	TDs	PD	FF	FR	Yds.		
2010	Baltimore	0	0	0	0	0	0	0	0	0	0	0	0	0	0	0	0	0
Totals		0	0	0	0	0	0	0	0	0	0	0	0	0	0	0	0	0

99

PAUL KRUGER

DEFENSIVE END | 6-4 | 268

COLLEGE: UTAH

HS: TIMPANOGOS (OREM, UT)

BORN: 2/15/86, REXBURG, ID

EXP. (NFL/RAVENS): 2/2

GP/GS (PLAYOFFS): 20/1 (2/0)

2010 SEASON HIGHLIGHTS: Saw action in a career-high 11 games, posting 1 tackle, his first-career sack (at Car. 11/21) and 2 PD

- Recorded his first-career sack (-9 yards) for a defense that forced 2 fourth-quarter INTs, both returned for TDs, sealing the 37-13 win in **game 10 at Car. (11/21)**
- Subbed and posted a PD in the 37-34 overtime victory in **game 7 vs. Buf. (10/24)**
- Was inactive (knee) in **game 6 at NE (10/17)** and the 31-17 victory in **game 5 vs. Den. (10/10)**
- Played from scrimmage, netting a PD, and on special teams in the 17-14 victory in **game 4 at Pit. (10/3)**
- Was a game-day inactive in **games 1-3**

2010 POSTSEASON: Played in both postseason games and netted 2 tackles and a half-sack for a defense that forced 7 turnovers

CAREER HIGHLIGHTS:

- Recorded his first-career sack in the 37-13 victory at Car. (11/21/10)
- His first-career INT (returned for 26 yards) set up the game-winning FG in the 20-17 overtime win vs. Pit. (11/29/09)

2010 Game-by-Game Statistics Ravens

Date/Opp.	TT	Solo	As	Sacks	INT	PD	FF	FR
9/13 @ NYJ				INACTIVE				
9/19 @ Cin.				INACTIVE				
9/26 vs. Cle.				INACTIVE				
10/3 @ Pit.	0	0	0	0-0	0-0	1	0	0
10/10 vs. Den.				INACTIVE - KNEE				
10/17 @ NE				INACTIVE - KNEE				
10/24 vs. Buf.	0	0	0	0-0	0-0	1	0	0
11/7 vs. Mia.	0	0	0	0-0	0-0	0	0	0
11/11 @ Atl.	0	0	0	0-0	0-0	0	0	0
11/21 @ Car.	1	1	0	1-9	0-0	0	0	0
11/28 vs. TB	0	0	0	0-0	0-0	0	0	0
12/5 vs. Pit.	0	0	0	0-0	0-0	0	0	0
12/13 @ Hou.	0	0	0	0-0	0-0	0	0	0
12/19 vs. NO	0	0	0	0-0	0-0	0	0	0
12/26 @ Cle.	0	0	0	0-0	0-0	0	0	0
1/2/11 vs. Cin.	0	0	0	0-0	0-0	0	0	0
Totals	1	1	0	1-9	0-0	2	0	0
Playoffs								
1/9/11 @ KC	0	0	0	0-0	0-0	0	0	0
1/15/11 @ Pit.	1	0	1	0.5-4.5	0-0	0	0	0
Totals	1	0	1	0.5-4.5	0-0	0	0	0

99 PAUL KRUGER

REGULAR SEASON

Year	Team	GP	GS	TACKLES				INTERCEPTIONS				FUMBLES				
				TT	Solo	Asst	SK	Yards	No.	Yds.	Lg	TDs	PD	FF	FR	Yds.
2009	Baltimore	9	1	12	4	8	0	0	1	26	26	0	4	0	0	0
2010	Baltimore	11	0	1	1	0	1	9	0	0	0	2	0	0	0	
Totals		20	1	13	5	8	1	9	1	26	26	0	6	0	0	0

CAREER SINGLE-GAME HIGHS (REGULAR SEASON)

Total Tackles:	5 (12/7/09 at GB)	Solo Tackles:	2 (12/7/09 at GB)
Sacks:	1 (11/21/10 at Car.)	INTs:	1 (11/29/09 vs. Pit.)
Forced Fumbles:	None	Fumble Recoveries:	None
Passes Defensed:	2 (11/29/09 vs. Pit.)		

POSTSEASON

Year	Team	GP	GS	TACKLES				INTERCEPTIONS				FUMBLES				
				TT	Solo	Asst	SK	Yards	No.	Yds.	Lg	TDs	PD	FF	FR	Yds.
2009	Baltimore	0	0	0	0	0	0	0	0	0	0	0	0	0	0	0
2010	Baltimore	2	0	1	0	1	0.5	4.5	0	0	0	0	0	0	0	0
Totals		2	0	1	0	1	0.5	4.5	0	0	0	0	0	0	0	0

91

BRANDON MCKINNEY

NOSE TACKLE | 6-2 | 350

COLLEGE: MICHIGAN STATE

BORN: 8/24/83, DAYTON, OH

HS: CHAMINADE-JULIENNE (DAYTON, OH)

EXP. (NFL/RAVENS): 5/3 GP/GS (PLAYOFFS): 49/6 (6/0)

2010 SEASON HIGHLIGHTS: Played in 11 games, including four starts, and posted 9 tackles (5 solo) for a Ravens' defense that ranked No. 5 against the run (93.9 ypg)...Ravens have produced a top 5-run defense in five consecutive seasons

- Saw action off the bench and netted 2 tackles in **game 12 vs. Pit. (12/5)**
- Started (Haloti Ngata - injured knee during first offensive series) and recorded a tackle from scrimmage for a defense that allowed just 39 net yards rushing in the 31-17 victory in **game 5 vs. Den. (10/10)**
- Started (1 solo tackle) and played on special teams in the 17-14 victory in **game 4 at Pit. (10/3)**
- Posted a tackle from scrimmage for a defense that held the Bengals to 3-of-18 (17%) on third down, and did not allow a TD for the second-consecutive week in **game 2 at Cin. (9/19)**
- Saw action from scrimmage and on special teams, but did not record a tackle in the 10-9 win in **game 1 at NYJ (9/13)**

2010 POSTSEASON: Saw action in both playoff games, netting 3 tackles, 1 PD and 1 FR for a defense that forced 7 turnovers

- Posted a solo tackle and his first-career postseason FR for a defense that held the Chiefs to 161 total yards and forced 5 turnovers in the 30-7 victory in the **Wild Card Game at KC (1/9/11)**

CAREER HIGHLIGHTS:

- Has 68 tackles (34 solo), 2 PD and 1 FR in his career
- Posted a career-high 6 tackles while with the Chargers at Ten. (12/9/07)
- Recorded his first-career FR vs. Pit. (12/14/08)

2010 Game-by-Game Statistics Ravens

Date/Opp.	TT	Solo	As	Sacks	INT	PD	FF	FR
9/13 @ NYJ	0	0	0	0-0	0-0	0	0	0
9/19 @ Cin.	1	0	1	0-0	0-0	0	0	0
9/26 vs. Cle.	2	2	0	0-0	0-0	0	0	0
10/3 @ Pit.	1	1	0	0-0	0-0	0	0	0
10/10 vs. Den.	1	0	1	0-0	0-0	0	0	0
10/17 @ NE	0	0	0	0-0	0-0	0	0	0
10/24 vs. Buf.	1	1	0	0-0	0-0	0	0	0
11/7 vs. Mia.	INACTIVE							
11/11 @ Atl.	INACTIVE							
11/21 @ Car.	INACTIVE							
11/28 vs. TB	INACTIVE							
12/5 vs. Pit.	2	0	2	0-0	0-0	0	0	0
12/13 @ Hou.	0	0	0	0-0	0-0	0	0	0
12/19 vs. NO	INACTIVE							
12/26 @ Cle.	0	0	0	0-0	0-0	0	0	0
1/2/11 vs. Cin.	1	1	0	0-0	0-0	0	0	0
Totals	9	5	4	0-0	0-0	0	0	0
Playoffs								
1/9/11 @ KC	1	1	0	0-0	0-0	0	0	1
1/15/11 @ Pit.	2	1	1	0-0	0-0	1	0	0
Totals	3	2	1	0-0	0-0	1	0	1

91 BRANDON MCKINNEY

REGULAR SEASON

Year	Team	GP	GS	TACKLES				INTERCEPTIONS				FUMBLES				
				TT	Solo	Asst	SK	Yards	No	Yds	Lg	TDs	PD	FF	FR	Yds
2006	San Diego	6	0	2	1	1	0	0	0	0	0	0	1	0	0	0
2007	San Diego	14	2	35	15	20	0	0	0	0	0	1	0	0	0	
2008	Baltimore	11	0	19	12	7	0	0	0	0	0	0	0	1	4	
2009	Baltimore	7	0	3	1	2	0	0	0	0	0	0	0	0	0	
2010	Baltimore	11	4	9	5	4	0	0	0	0	0	0	0	0	0	
Totals		49	6	68	34	34	0	0	0	0	0	2	0	1	4	

CAREER SINGLE-GAME HIGHS (REGULAR SEASON)

Total Tackles: 6 (12/9/07 at Ten.) **Solo Tackles:** 3 (10/26/08 vs. Oak.)
Sacks: None **INTs:** None
Forced Fumbles: None **Fumble Recoveries:** 1 (12/14/08 vs. Pit.)
Passes Defensed: 12 times (last: 12/9/07 at Ten.)

POSTSEASON

Year	Team	GP	GS	TACKLES				INTERCEPTIONS				FUMBLES			
				TT	Solo	Asst	SK	Yards	No	Yds	Lg	TDs	PD	FF	FR
2006	San Diego	1	0	0	0	0	0	0	0	0	0	0	0	0	0
2008	Baltimore	3	0	3	2	1	0	0	0	0	0	0	0	0	0
2009	Baltimore	INJURED RESERVE - BACK													
2010	Baltimore	2	0	3	2	1	0	0	0	0	0	1	0	1	0
Totals		6	0	6	4	2	0	0	0	0	0	1	0	1	0

92

HALOTI NGATA

DEFENSIVE TACKLE | 6-4 | 350

COLLEGE: OREGON

HS: HIGHLAND (SALT LAKE CITY, UT)

BORN: 1/21/84, INGLEWOOD, CA

EXP. (NFL/RAVENS): 5/5 GP/GS (PLAYOFFS): 78/76 (8/8)

2010 SEASON HIGHLIGHTS: Earned his second consecutive Pro Bowl nod by leading the D-line with 65 tackles (48 solo), a career-high 5.5 sacks (tied for second in the AFC among DTs), a career-high-tying 5 PD and 1 FR for a Ravens' defense that ranked No. 5 against the run (93.9 ypg)...The Ravens have produced a top 5-run defense in five consecutive seasons

- Recorded 3 tackles and a PD, which led to the game-ending INT, for a defense that held the Saints to 27 yards rushing (fifth-fewest allowed in franchise history) in the 30-24 victory in **game 14 vs. NO (12/19)**
- Earned AFC Defensive Player of the Week honors after posting 4 solo tackles and a sack (-6 yards) for a defense that forced 3 turnovers in the 26-10 win in **game 8 vs. Mia. (11/7)**
- Started and recorded 7 tackles (5 solo) and a career-high 2 sacks (-17 yards) in **game 6 at NE (10/17)**
- Subbed (didn't start due to a knee injury suffered in a goal-line set on the offense's first possession) and recorded 3 solo tackles, including 2 TFL, for a defense that allowed just 39 net yards rushing in the 31-17 victory in **game 5 vs. Den. (10/10)**
- Dominated the game by posting a career-high 11 tackles, including a career-high 8 solo - as well as a sack (-8 yards) - as he controlled the line of scrimmage in the 17-14 victory in **game 4 at Pit. (10/3)**
- Led the D-line with 4 tackles (3 solo) and a sack (-8 yards), for a defense that held the Jets to 176 total yards and 1-of-11 (9%) on third down in the 10-9 win in **game 1 at NYJ (9/13)**

2010 POSTSEASON: Started both playoff games and recorded 4 tackles (3 solo), a half-sack and a PD for a defense that forced 7 turnovers

- Started and dominated the line of scrimmage for a defense that held the Chiefs to 161 total yards and forced 5 turnovers in the 30-7 victory in the **Wild Card Game at KC (1/9/11)**

CAREER HIGHLIGHTS:

- Anchor of a defense that did not allow a 100-yard rusher in 39 consecutive games (12/17/06 - 10/4/09)
- Dating back to 2006 when Ngata entered the NFL, the Ravens have allowed a league-low 31 rushing TDs and the NFL's second-fewest rushing first downs (347, with the Vikings at 342)

CAREER HONORS:

- Two-time Pro Bowler (2009-10) and first alternate (2008)
- AFC Defensive Player of the Week (Week 9, 2010) *Associated Press* first-team All-Pro (2010)
- Associated Press* second-team All-Pro (2008-10)
- Pro Football Weekly* Midseason All-Pro Team (2009-10)
- Pro Football Writers/Pro Football Writers of America* All-NFL (2009-10)
- Pro Football Weekly* All-NFL (2010)
- Sports Illustrated* (Peter King) All-Pro Team (2010)
- Sports Illustrated* (Peter King) Midseason All-Pro Team (2010)
- Sports Illustrated* Midseason Defensive Player of the Year (2010)
- Sporting News* All-Pro Team (2010)
- USA Today's* All-Joe Team (players who are critical to their team, but don't receive the Pro Bowl nod) in 2008
- PFW/PFWA* All-Rookie team (2006)

2010 Game-by-Game Statistics Ravens

Date/Opp.	TT	Solo	As	Sacks	INT	PD	FF	FR
9/13 @ NYJ	4	3	1	1-8	0-0	0	0	0
9/19 @ Cin.	8	5	3	0-0	0-0	0	0	0
9/26 vs. Cle.	3	3	0	0-0	0-0	1	0	0
10/3 @ Pit.	11	8	3	1-8	0-0	0	0	0
10/10 vs. Den.	3	3	0	0-0	0-0	0	0	0
10/17 @ NE	7	5	2	2-17	0-0	0	0	0
10/24 vs. Buf.	4	2	2	0-0	0-0	0	0	0
11/7 vs. Mia.	4	4	0	1-6	0-0	0	0	0
11/11 @ Atl.	4	2	2	0-0	0-0	0	0	0
11/21 @ Car.	2	1	1	0-0	0-0	1	0	0
11/28 vs. TB	2	1	1	0-0	0-0	0	0	0
12/5 vs. Pit.	4	3	1	0.5-4	0-0	0	0	0
12/13 @ Hou.	3	3	0	0-0	0-0	1	0	0
12/19 vs. NO	3	2	1	0-0	0-0	1	0	0
12/26 @ Cle.	2	2	0	0-0	0-0	0	0	0
1/2/11 vs. Cin.	1	1	0	0-0	0-0	1	0	1
Totals	65	48	17	5.5-43	0-0	5	0	1
Playoffs								
1/9/11 @ KC	0	0	0	0-0	0-0	0	0	0
1/15/11 @ Pit.	4	3	1	0.5-2	0-0	1	0	0
Totals	4	3	1	0.5-2	0-0	1	0	0

92 HALOTI NGATA

REGULAR SEASON

Year	Team	GP	GS	TACKLES				INTERCEPTIONS				FUMBLES				
				TT	Solo	Asst	SK	Yards	No	Yds. Lg	TDs	PD	FF	FR	Yds.	
2006	Baltimore	16	16	51	28	23	1	3	1	60	60	0	3	0	0	0
2007	Baltimore	16	16	94	58	36	3	14	0	0	0	0	2	1	0	0
2008	Baltimore	16	16	77	43	34	1	8	2	8	7	0	5	0	0	0
2009	Baltimore	14	13	41	23	18	1.5	13	0	0	0	0	0	1	1	0
2010	Baltimore	16	15	65	48	17	5.5	43	0	0	0	0	5	0	1	0
Totals		78	76	328	200	128	12	81	3	68	60	0	15	2	2	0

CAREER SINGLE-GAME HIGHS (REGULAR SEASON)

Total Tackles: 11 (10/3/10 at Pit.)	Solo Tackles: 8 (10/3/10 at Pit.)
Sacks: 2 (10/17/10 at NE)	INTs: 1 3 times (last: 11/9/08 at Hou.)
Forced Fumbles: 1 2 times (last: 12/20/09 vs. Chi.)	Fumble Recoveries: 1 (12/20/09 vs. Chi.)
Passes Defensed: 2 (11/9/08 at Hou.)	

POSTSEASON

Year	Team	GP	GS	TACKLES				INTERCEPTIONS				FUMBLES				
				TT	Solo	Asst	SK	Yards	No	Yds. Lg	TDs	PD	FF	FR	Yds.	
2006	Baltimore	1	1	7	3	4	0	0	0	0	0	0	0	0	0	0
2008	Baltimore	3	3	12	10	2	1	8	0	0	0	0	0	0	0	0
2009	Baltimore	2	2	7	4	3	1	9	0	0	0	0	0	0	0	0
2010	Baltimore	2	2	4	3	1	0.5	2	0	0	0	0	1	0	0	0
Totals		8	8	30	20	10	2.5	19	0	0	0	0	1	0	0	0

RAVENS RANTS: DT HALOTI NGATA

"NGATA" ON US

Dating back to 2006, when DT Haloti Ngata entered the NFL, the Ravens have allowed a league-low 31 rushing TDs and the NFL's third-fewest rushing yards per game (84.7 ypg).

RUSHING TOUCHDOWNS (Fewest Allowed Since 2006)

1. Baltimore 31
2. Pittsburgh 34
3. Minnesota 41

RUSHING YARDS PER GAME (Fewest Allowed Since 2006)

1. Minnesota 80.4
2. Pittsburgh 82.2
3. Baltimore 84.7

CORRALLING THE QB

In 2010, DT Haloti Ngata tied (Mike Wright) for third in the AFC among interior linemen with 5.5 sacks. His 43 yards lost on those QB drops ranked first among AFC DTs. Ngata also registered 5.5 TFL, ranking second most in the AFC by an interior lineman.

SACKS BY AFC DTs (2010 Season)

1. Tommy Kelly 7.0
2. Antonio Garay 6.0
3. Haloti Ngata 5.5
- Mike Wright 5.5
5. Lamarr Houston 5.0

SACK YARDS BY AFC DTs (2010 Season)

1. Haloti Ngata 43
2. Antonio Garay 41
3. Tommy Kelly 36.5
- Mike Wright 36.5
5. Eric Foster 30.5

Ngata INT Quick Hit:

- Since Ngata entered the NFL in 2006, he has posted 3 INTs, which rank as the most among all DTs in the league.

NOTE THE NGATA QUOTE

Colts C Jeff Saturday on ranking Ngata the NFL's best D-tackle: "This is the guy that I wouldn't want to be facing if the game is on the line. I think Haloti could play free safety; he's got that kind of athletic ability. And when he lines up, he'll play off the ball somewhat and in a flex position. He will bring all 340 pounds to you. He's an absolute monster."

RUN "D" STOUT AGAIN

The 2010 season marked the fifth consecutive campaign that the Ravens' have ranked in the top five in rushing defense. Baltimore permitted the NFL's fifth-fewest ground yards per game (93.9), while the Ravens' 5 rushing TDs allowed tied (Pittsburgh) for fewest in the NFL. Since 2008, Baltimore has allowed just 89.5 rush ypg.

RUSHING YARDS ALLOWED PER GAME (2010 Season)

Rk.	Team	Att.	Yds.	TD	YPG
1.	Pittsburgh Steelers	333	1,004	5	62.8
2.	Chicago Bears	386	1,441	14	90.1
3.	New York Jets	408	1,454	11	90.9
4.	San Diego Chargers	404	1,500	14	93.8
5.	Baltimore Ravens	384	1,503	5	93.9

Yards Per Carry Quick Hit:

- The Ravens have held opponents to under 4.0 yards per rush in each year of their existence (15 straight seasons). That mark ranks as the NFL's longest current streak and ties for the NFL's best streak ever (Dallas, 1964-78; Buffalo, 1986-2000). The Ravens allowed 3.9 ypr in 2010.

DOMINANT FORCE



One of the NFL's most disruptive forces, DT Haloti Ngata was named to his second Pro Bowl (as a starter) in 2010. Perhaps the NFL's most athletic DT, Ngata stops the run (213 career tackles, including 11 in Week 4's win at Pittsburgh), rushes the passer (12 career sacks) and even drops into coverage (3 career INTs). He has also seen time as a FB in Ravens goal-line situations.

Baltimore has a history of strong run defense, and with Ngata's help the past several seasons, has upheld its stout legacy on the ground.

RAVENS RUSHING DEFENSE FINAL RANKINGS (Past Seven Seasons)

Year	Yards Per Game Allowed		Avg. Per Play Allowed	
	Total	Rank	Total	Rank
2010	93.9	5th	3.9	8th
2009	93.3	5th	3.4	1st
2008	81.4	3rd	3.6	5th
2007	79.3	2nd	2.8	1st
2006	75.9	2nd	3.3	2nd
2005	99.4	9th	3.7	8th
2004	105.8	8th(t)	3.6	2nd

FIRST-ROUND FINDS

Since moving to Baltimore in 1996, the Ravens, led by GM Ozzie Newsome, have had 15 drafts and selected 16 players in the first round (traded away 2010 first-rounder). These picks have earned an amazing 46 combined Pro Bowls and several All-Rookie honors:

RAVENS FIRST-ROUND DRAFT PICKS

Year	Name	Pick	Pro Bowls
1996	T Jonathan Ogden*	4	11
1996	LB Ray Lewis*	26	12
1997	LB Peter Boulware*	4	4
1998	CB Duane Starks*	10	
1999	CB Chris McAlister*	10	3
2000	RB Jamal Lewis*	5	1
2000	WR Travis Taylor	10	
2001	TE Todd Heap*	31	2
2002	S Ed Reed*	24	7
2003	OLB Terrell Suggs*	10	4
2003	QB Kyle Boller	19	
2005	WR Mark Clayton*	22	
2006	DT Haloti Ngata*	12	2
2007	G Ben Grubbs*	29	
2008	QB Joe Flacco^	18	
2009	T Michael Oher*	23	

* All-Rookie Team performer ^ Diet Pepsi Rookie of the Year (NFL.com Fan Vote)

LIMITING THE 100s

Dating back to the 1999 season, the Ravens have allowed the second-fewest 100-yard rushers (24) in the NFL. (Pittsburgh ranks first with 21.) Baltimore has allowed only six 100-yard RBs in its last 67 games & eight in the past 84 games (last was Houston's Arian Foster, 100, on 12/13/10). Impressively, from 12/17/06 to 10/4/09, the Ravens produced a 39-game streak without permitting a 100-yard rusher.

93

CORY REDDING

DEFENSIVE END | 6-4 | 298

COLLEGE: TEXAS

HS: NORTH SHORE (GALENA PARK, TX)

BORN: 11/15/80, HOUSTON, TX

EXP. (NFL/RAVENS): 8/1 GP/GS (PLAYOFFS): 116/90 (2/2)

2010 SEASON HIGHLIGHTS: Saw action in 15 games (11 starts) and posted 38 tackles (29 solo), 3 sacks (-21 yards), a career-high 4 PD and his first-career INT

- Posted 2 solo tackles, a career-high 2 PD and his first-career INT (which clinched the game), for a defense that held the Saints to 27 yards rushing (fifth-fewest allowed in franchise history) in the 30-24 victory in **game 14 vs. NO (12/19)**
- Netted 5 tackles (4 solo) and a sack (-12 yards) in the 34-28 overtime victory in **game 13 at Hou. (12/13)**
- Recorded 2 solo tackles, including his first sack (-7 yards) as a Raven, for a defense that allowed just 39 net yards rushing in the 31-17 victory in **game 5 vs. Den. (10/10)**
- Was a game-day inactive (concussion) in the 17-14 victory in **game 4 at Pit. (10/3)**
- Subbed and posted 3 tackles before leaving the game with a concussion in the 24-17 win in **game 3 vs. Cle. (9/26)**
- Started and posted 2 tackles for a defense that held the Bengals to 3-of-18 (17%) on third down and did not allow a TD for the second consecutive week in **game 2 at Cin. (9/19)**
- Started his first game as a Raven and logged a PD for a defense that held the Jets to 176 total yards and 1-of-11 (9%) on third down in the 10-9 win in **game 1 at NYJ (9/13)**

2010 POSTSEASON: Totaled 2 tackles, a half-sack and a FR, which he returned 13 yards for a TD, for a defense that forced 7 turnovers in two games

- Posted 2 tackles, a half-sack (-4.5 yards) and a FR, which he returned 13 yards for a TD in the **Divisional Game at Pit. (1/15/11)**

CAREER HIGHLIGHTS:

- Recorded his first-career INT vs. NO (12/19/10)
- Posted a career-high 78 tackles (47 solo) in 2007 and a career high 8 sacks in 2006
- Started a string of 66 consecutive games from 2004-08
- Recorded a career-high 2 sacks vs. SF (11/12/06)
- Named a Lions' team captain in 2006 and 2007

CAREER HONORS:

- *USA Today* All Joe Team (2010)

2010 Game-by-Game Statistics Ravens

Date/Opp.	TT	Solo	As	Sacks	INT	PD	FF	FR
9/13 @ NYJ	0	0	0	0-0	0-0	1	0	0
9/19 @ Cin.	2	1	1	0-0	0-0	0	0	0
9/26 vs. Cle.	3	2	1	0-0	0-0	0	0	0
10/3 @ Pit.	INACTIVE - CONCUSSION							
10/10 vs. Den.	2	2	0	1-7	0-0	0	0	0
10/17 @ NE	2	2	0	0-0	0-0	0	0	0
10/24 vs. Buf.	1	0	1	0-0	0-0	1	0	0
11/7 vs. Mia.	2	0	2	0-0	0-0	0	0	0
11/11 @ Atl.	3	2	1	0-0	0-0	0	0	0
11/21 @ Car.	1	1	0	0-0	0-0	0	0	0
11/28 vs. TB	2	1	1	0-0	0-0	0	0	0
12/5 vs. Pit.	4	3	1	1-2	0-0	0	0	0
12/13 @ Hou.	5	4	1	1-12	0-0	0	0	0
12/19 vs. NO	2	2	0	0-0	1-0	2	0	0
12/26 @ Cle.	5	5	0	0-0	0-0	0	0	0
1/2/11 vs. Cin.	4	4	0	0-0	0-0	0	0	0
Totals	38	29	9	3-21	1-0	4	0	0
Playoffs								
1/9/11 @ KC	0	0	0	0-0	0-0	0	0	0
1/15/11 @ Pit.	2	0	2	0.5-4.5	0-0	0	0	1
Totals	2	0	2	0.5-4.5	0-0	0	0	*1

*Denotes FR returned for a TD

93 CORY REDDING

REGULAR SEASON

Year	Team	GP	GS	TACKLES			INTERCEPTIONS				FUMBLES					
				TT	Solo	Asst	SK	Yards	No.	Yds.	Lg	TDs	PD	FF	FR	Yds.
2003	Detroit	9	0	9	8	1	0	0	0	0	0	1	0	0	0	
2004	Detroit	16	16	41	37	4	3	20	0	0	0	0	1	2	20	
2005	Detroit	16	16	42	29	13	1	4	0	0	0	0	0	1	1	0
2006	Detroit	16	16	70	40	30	8	43.5	0	0	0	0	1	2	1	2
2007	Detroit	16	16	78	47	31	1	5	0	0	0	1	0	2	7	0
2008	Detroit	13	12	66	42	24	3	19.5	0	0	0	0	0	0	0	0
2009	Seattle	15	3	20	18	2	2	10	0	0	0	0	0	2	29	0
2010	Baltimore	15	11	38	29	9	3	21	1	0	0	0	4	0	0	0
Totals		116	90	364	250	114	21	123	1	0	0	0	7	4	8	58

CAREER SINGLE-GAME HIGHS (REGULAR SEASON)

Total Tackles: 10 2 times (last: 11/18/07 vs. NYG)	Solo Tackles: 8 2 times (last: 11/18/07 vs. NYG)
Sacks: 2 (11/12/06 vs. SF)	INTs: 1 (12/19/10 vs. NO)
Forced Fumbles: 1 4 times (last: 12/31/06 at Dal.)	Fumble Recoveries: 1 8 times (last: 11/10/09 vs. Jax.)
Passes Defensed: 2 (12/19/10 vs. NO)	

POSTSEASON

Year	Team	GP	GS	TACKLES			INTERCEPTIONS				FUMBLES					
				TT	Solo	Asst	SK	Yards	No.	Yds.	Lg	TDs	PD	FF	FR	Yds.
2010	Baltimore	2	2	2	0	2	0.5	4.5	0	0	0	0	0	0	1	*13
Totals		2	2	2	0	2	0.5	4.5	0	0	0	0	0	0	1	13

*Dentoes FR returned for a TD (Divisional Game at Pit. 1/15/11)

LINEBACKERS

51

BRENDON AYANBADEJO

LINEBACKER | 6-1 | 225

COLLEGE: UCLA

HS: SANTA CRUZ (CA)

BORN: 9/6/76, CHICAGO, IL

EXP. (NFL/RAVENS): 8/3

GP/GS (PLAYOFFS): 110/4 (0)

2010 SEASON HIGHLIGHTS: Saw action in 10 games (spent first six games of the season on the PUP list - leg) and netted 4 special teams tackles and 2 tackles and 1 FF from scrimmage

- Posted 2 solo tackles and his first-career FF for a defense that forced 3 turnovers in the 26-10 win in **game 8 vs. Mia. (11/7)**
- Activated from the PUP list (leg) on 10/23

2010 POSTSEASON: Saw action in both playoff games and led the team with 4 special teams tackles

CAREER HIGHLIGHTS:

- Owns 164 special teams stops
- Has led or shared the team lead in special teams tackles in six of his eight seasons

- Posted a career-high 7 tackles from scrimmage at SD (9/20/09) and vs. NE (12/20/04)
- Also played in the CFL for the Winnipeg Blue Bombers (2000), Toronto Argonauts ('00) and the British Columbia Lions ('02)

CAREER HONORS:

- Three-time Pro Bowler (2006-08) and two-time alternate (2004-05) as a special teams performer
- *Pro Football Weekly/Pro Football Writers Association* All-NFL (2006 and 2008)
- *Pro Football Weekly/Pro Football Writers Association* All-NFC (2006)
- All-Pro by *ESPN.com* and *Sports Illustrated* (2005)
- AFC Defensive Player of the Week (Week 3, 2009)

2010 Game-by-Game Statistics Ravens

Date/Opp.	TT	Solo	As	Sacks	INT	PD	FF	FR
9/13 @ NYJ				PUP - LEG				
9/19 @ Cin.				PUP - LEG				
9/26 vs. Cle.				PUP - LEG				
10/3 @ Pit.				PUP - LEG				
10/10 vs. Den.				PUP - LEG				
10/17 @ NE				PUP - LEG				
10/24 vs. Buf.	0	0	0	0-0	0-0	0	0	0
11/7 vs. Mia.	2	2	0	0-0	0-0	0	1	0
11/11 @ Atl.	0	0	0	0-0	0-0	0	0	0
11/21 @ Car.	0	0	0	0-0	0-0	0	0	0
11/28 vs. TB	0	0	0	0-0	0-0	0	0	0
12/5 vs. Pit.	0	0	0	0-0	0-0	0	0	0
12/13 @ Hou.	0	0	0	0-0	0-0	0	0	0
12/19 vs. NO	0	0	0	0-0	0-0	0	0	0
12/26 @ Cle.	0	0	0	0-0	0-0	0	0	0
1/2/11 vs. Cin.	0	0	0	0-0	0-0	0	0	0
Totals	2	2	0	0-0	0-0	0	1	0
Playoffs								
1/9/11 @ KC	0	0	0	0-0	0-0	0	0	0
1/15/11 @ Pit.	0	0	0	0-0	0-0	0	0	0
Totals	0	0	0	0-0	0-0	0	0	0

2010 Game-by-Game Special Teams Statistics Ravens

Date/Opp.	TT	Solo	As	FF	FR	BK
9/13 @ NYJ						
9/19 @ Cin.						
9/26 vs. Cle.						
10/3 @ Pit.						
10/10 vs. Den.						
10/17 @ NE						
10/24 vs. Buf.	0	0	0	0	0	0
11/7 vs. Mia.	0	0	0	0	0	0
11/11 @ Atl.	0	0	0	0	0	0
11/21 @ Car.	0	0	0	0	0	0
11/28 vs. TB	0	0	0	0	0	0
12/5 vs. Pit.	0	0	0	0	0	0
12/13 @ Hou.	1	0	1	0	0	0
12/19 vs. NO	1	1	0	0	0	0
12/26 @ Cle.	1	1	0	0	0	0
1/2/11 vs. Cin.	1	0	1	0	0	0
Totals	4	2	2	0	0	0
Playoffs						
1/9/11 @ KC	0	0	0	0	0	0
1/15/11 @ Pit.	4	1	3	0	0	0
Totals	4	1	3	0	0	0

51 BRENDON AYANBADEJO

REGULAR SEASON

Year	Team	GP	GS	TACKLES				INTERCEPTIONS				FUMBLES					
				TT	Solo	Asst	SK	Yards	No	Yds.	Lg	TDs	PD	FF	FR	Yds.	
2003	Miami	16	0	0	0	0	0	0	0	0	0	0	0	0	0	0	0
2004	Miami	16	2	20	9	11	0	0	1	2	2	0	1	0	0	0	0
2005	Chicago	16	0	11	6	5	0	0	0	0	0	0	0	0	0	0	0
2006	Chicago	16	1	11	6	5	0	0	0	0	0	0	0	0	0	0	0
2007	Chicago	16	0	2	2	0	0	0	0	0	0	0	0	0	0	0	0
2008	Baltimore	16	0	2	1	1	1	9	0	0	0	0	0	0	0	0	0
2009	Baltimore	4	1	22	14	8	1	5	1	0	0	0	1	0	0	0	0
2010	Baltimore	10	0	2	2	0	0	0	0	0	0	0	0	1	0	0	0
Totals		110	4	70	40	30	2	14	2	2	2	0	2	1	0	0	0

SPECIAL TEAMS TACKLES (164): 2003 (19); 2004 (23); 2005 (28); 2006 (28); 2007 (26); 2008 (30); 2009 (6); 2010 (4)

CAREER SINGLE-GAME HIGHS (REGULAR SEASON)

Total Tackles: 7 3 times (last: 9/20/09 at SD)
Solo Tackles: 5 (9/20/09 at SD)
Sacks: 1 2 times (last: 9/27/09 vs. Cle.)
INTs: 1 2 times (last: 9/27/09 vs. Cle.)
Forced Fumbles: 1 (11/7/10 vs. Mia.)
Fumble Recoveries: None
Passes Defensed: 1 2 times (last: 9/27/09 vs. Cle.)

POSTSEASON

Year	Team	GP	GS	TACKLES				INTERCEPTIONS				FUMBLES					
				TT	Solo	Asst	SK	Yards	No	Yds.	Lg	TDs	PD	FF	FR	Yds.	
2005	Chicago	1	0	0	0	0	0	0	0	0	0	0	0	0	0	0	0
2006	Chicago	3	0	0	0	0	0	0	0	0	0	0	0	0	0	0	0
2008	Baltimore	3	0	0	0	0	0	0	0	0	0	0	0	0	0	0	0
2009	Baltimore																
2010	Baltimore	2	0	0	0	0	0	0	0	0	0	0	0	0	0	0	0
Totals		9	0	0	0	0	0	0	0	0	0	0	0	0	0	0	0

54

PRESCOTT BURGESS

OUTSIDE LINEBACKER | 6-3 | 253

COLLEGE: MICHIGAN

HS: WARREN G. HARDING (WARREN, OH)

BORN: 3/6/84, WARREN, OH

EXP. (NFL/RAVENS): 4/4 GP/GS (PLAYOFFS): 37/0 (4/0)

2010 SEASON HIGHLIGHTS: Saw action in all 16 games, leading the team with 15 special teams tackles...Also netted 2 tackles from scrimmage

- Recorded a team-high 3 solo special teams tackles in the 20-10 victory in **game 15 at Cle. (12/26)**
- Posted his 50th-career special teams tackle in the 37-13 win in **game 10 at Car. (11/21)**
- Recorded a team-high 2 solo special teams tackles in **game 6 at NE (10/17)**
- Posted a solo tackle from scrimmage and 2 special teams stops in **game 6 at NE (10/17)**
- Posted a tackle from scrimmage and a solo special teams tackle in **game 4 at Pit. (10/3)**
- Saw action on special teams in **game 1 at NYJ (9/13)**, posting a solo tackle

CAREER HIGHLIGHTS:

- Led the Ravens with a career-high 34 special teams tackles in 2009 and 15 special teams stops in 2010
- Has 56 career special teams stops
- Recorded his first-career tackle from scrimmage vs. Det. (12/13/09)

2010 POSTSEASON: Saw action in both postseason games and finished second on the team with 3 special teams tackles

2010 Game-by-Game Statistics

Date/Opp.	TT	Solo	As	Sacks	INT	PD	FF	FR
9/13 @ NYJ	0	0	0	0-0	0-0	0	0	0
9/19 @ Cin.	0	0	0	0-0	0-0	0	0	0
9/26 vs. Cle.	0	0	0	0-0	0-0	0	0	0
10/3 @ Pit.	1	0	1	0-0	0-0	0	0	0
10/10 vs. Den.	0	0	0	0-0	0-0	0	0	0
10/17 @ NE	0	0	0	0-0	0-0	0	0	0
10/24 vs. Buf.	0	0	0	0-0	0-0	0	0	0
11/7 vs. Mia.	0	0	0	0-0	0-0	0	0	0
11/11 @ Atl.	0	0	0	0-0	0-0	0	0	0
11/21 @ Car.	0	0	0	0-0	0-0	0	0	0
11/28 vs. TB	0	0	0	0-0	0-0	0	0	0
12/5 vs. Pit.	0	0	0	0-0	0-0	0	0	0
12/13 @ Hou.	0	0	0	0-0	0-0	0	0	0
12/19 vs. NO	0	0	0	0-0	0-0	0	0	0
12/26 @ Cle.	0	0	0	0-0	0-0	0	0	0
1/2/11 vs. Cin.	1	0	1	0-0	0-0	0	0	0
Totals	2	0	2	0-0	0-0	0	0	0
Playoffs								
1/9/11 @ KC	0	0	0	0-0	0-0	0	0	0
1/15/11 @ Pit.	0	0	0	0-0	0-0	0	0	0
Totals	0	0	0	0-0	0-0	0	0	0

2010 Game-by-Game Special Teams Statistics

Date/Opp.	TT	Solo	As	FF	FR	BK
9/13 @ NYJ	1	1	0	0	0	0
9/19 @ Cin.	1	1	0	0	0	0
9/26 vs. Cle.	1	1	0	0	0	0
10/3 @ Pit.	1	1	0	0	0	0
10/10 vs. Den.	0	0	0	0	0	0
10/17 @ NE	2	2	0	0	0	0
10/24 vs. Buf.	1	1	0	0	0	0
11/7 vs. Mia.	1	1	0	0	0	0
11/11 @ Atl.	0	0	0	0	0	0
11/21 @ Car.	1	0	1	0	0	0
11/28 vs. TB	1	1	0	0	0	0
12/5 vs. Pit.	2	1	1	0	0	0
12/13 @ Hou.	0	0	0	0	0	0
12/19 vs. NO	0	0	0	0	0	0
12/26 @ Cle.	3	3	0	0	0	0
1/2/11 vs. Cin.	0	0	0	0	0	0
Totals	15	13	2	0	0	0
Playoffs						
1/9/11 @ KC	1	1	0	0	0	0
1/15/11 @ Pit.	2	1	1	0	0	0
Totals	3	2	1	0	0	0

54 PRESCOTT BURGESS

REGULAR SEASON

Year	Team	GP	GS	TACKLES			INTERCEPTIONS				FUMBLES						
				TT	Solo	Asst	SK	Yards	No.	Yds.	Lg	TDs	PD	FF	FR	Yds.	
2007	Baltimore	8	0	0	0	0	0	0	0	0	0	0	0	0	0	0	0
2008	Baltimore	INJURED RESERVE - SHOULDER															
2009	Bal./NE*	13	0	2	0	2	0	0	0	0	0	0	0	0	0	0	0
2010	Baltimore	16	0	2	0	2	0	0	0	0	0	0	0	0	0	0	0
Totals		37	0	4	0	4	0	0	0	0	0	0	0	0	0	0	0

*Played 2 games for NE

SPECIAL TEAMS TACKLES (56): 2007 (7); 2009 (34); 2010 (15)

CAREER SINGLE-GAME HIGHS (REGULAR SEASON)

Total Tackles:	2 (12/27/09 at Pit.)
Sacks:	None
Forced Fumbles:	None
Passes Defensed:	None
Solo Tackles:	None
INTs:	None
Fumble Recoveries:	None

POSTSEASON

Year	Team	GP	GS	TACKLES			INTERCEPTIONS				FUMBLES						
				TT	Solo	Asst	SK	Yards	No.	Yds.	Lg	TDs	PD	FF	FR	Yds.	
2008	Baltimore	INJURED RESERVE - SHOULDER															
2009	Baltimore	2	0	0	0	0	0	0	0	0	0	0	0	0	0	0	0
2010	Baltimore	2	0	0	0	0	0	0	0	0	0	0	0	0	0	0	0
Totals		4	0	0	0	0	0	0	0	0	0	0	0	0	0	0	0

59

DANNELL ELLERBE

LINEBACKER | 6-1 | 243

COLLEGE: GEORGIA

EXP. (NFL/RAVENS): 2/2

HS: RICHMOND COUNTY (NC)

GP/GS (PLAYOFFS): 24/4 (4/2)

BORN: 11/29/85, HAMLET, NC

2010 SEASON HIGHLIGHTS: Saw action in 11 games (one start) and recorded 29 tackles (22 solo), 1 PD and 1 sack (-13 yards)... Also had 6 special teams stops

- Recorded 6 tackles and his first-career sack (-13 yards) for a defense that held the Saints to 27 yards rushing (fifth-fewest allowed in franchise history) in the 30-24 victory in **game 14 vs. NO (12/19)**
- Netted 3 tackles and a team-leading 3 special teams stops in the 37-34 overtime victory in **game 7 vs. Buf. (10/24)**
- Started and posted 6 tackles and saw action on special teams in **game 3 vs. Cle. (9/26)**
- Netted 2 tackles for a defense that held the Bengals to 3-of-18 (17%) on third down and did not allow a TD for the second-consecutive week in **game 2 at Cin. (9/19)**
- Saw action from scrimmage and on special teams, but did not record a tackle as part of a defense that held the Jets to 176 total yards and 1-of-11 (9%) on third down in the 10-9 win in **game 1 at NYJ (9/13)**

2010 POSTSEASON: Saw action in both playoff games, netting 7 tackles and 1 FF for a defense that forced 7 turnovers...Also finished tied for third on the team with 2 special teams stops

- Posted 6 tackles and a FF in the **Divisional Game at Pit. (1/15/11)**

CAREER HIGHLIGHTS:

- Was the only rookie free agent to make the Ravens' opening-day 53-man roster in 2009
- Posted a career-high 8 tackles in his first-career NFL start vs. Chi. (12/20/09)
- Recorded his first-career INT vs. Oak. (1/3/10)

2010 Game-by-Game Statistics
Ravens

Date/Opp.	TT	Solo	As	Sacks	INT	PD	FF	FR
9/13 @ NYJ	0	0	0	0-0	0-0	0	0	0
9/19 @ Cin.	2	0	2	0-0	0-0	0	0	0
9/26 vs. Cle.	6	5	1	0-0	0-0	0	0	0
10/3 @ Pit.	1	1	0	0-0	0-0	0	0	0
10/10 vs. Den.	2	1	1	0-0	0-0	1	0	0
10/17 @ NE	4	4	0	0-0	0-0	0	0	0
10/24 vs. Buf.	3	2	1	0-0	0-0	0	0	0
11/7 vs. Mia.	INACTIVE							
11/11 @ Atl.	0	0	0	0-0	0-0	0	0	0
11/21 @ Car.	INACTIVE							
11/28 vs. TB	INACTIVE							
12/5 vs. Pit.	INACTIVE							
12/13 @ Hou.	INACTIVE							
12/19 vs. NO	6	5	1	1-13	0-0	0	0	0
12/26 @ Cle.	4	4	0	0-0	0-0	0	0	0
1/2/11 vs. Cin.	1	0	1	0-0	0-0	0	0	0
Totals	29	22	7	1-13	0-0	1	0	0
Playoffs								
1/9/11 @ KC	1	1	0	0-0	0-0	0	0	0
1/15/11 @ Pit.	6	4	2	0-0	0-0	0	1	0
Totals	7	5	2	0-0	0-0	0	1	0

2010 Game-by-Game Special Teams Statistics
Ravens

Date/Opp.	TT	Solo	As	FF	FR	BK
9/13 @ NYJ	0	0	0	0	0	0
9/19 @ Cin.	0	0	0	0	0	0
9/26 vs. Cle.	0	0	0	0	0	0
10/3 @ Pit.	1	1	0	0	0	0
10/10 vs. Den.	0	0	0	0	0	0
10/17 @ NE	0	0	0	0	0	0
10/24 vs. Buf.	3	1	2	0	0	0
11/7 vs. Mia.	INACTIVE					
11/11 @ Atl.	0	0	0	0	0	0
11/21 @ Car.	INACTIVE					
11/28 vs. TB	INACTIVE					
12/5 vs. Pit.	INACTIVE					
12/13 @ Hou.	INACTIVE					
12/19 vs. NO	1	1	0	0	0	0
12/26 @ Cle.	1	0	1	0	0	0
1/2/11 vs. Cin.	0	0	0	0	0	0
Totals	6	3	3	0	0	0
Playoffs						
1/9/11 @ KC	1	1	0	0	0	0
1/15/11 @ Pit.	1	0	1	0	0	0
Totals	2	1	1	0	0	0

59 DANNELL ELLERBE

REGULAR SEASON

Year	Team	GP	GS	TACKLES				INTERCEPTIONS				FUMBLES				
				TT	Solo	Asst	SK	Yards	No.	Yds.	Lg	TDs	PD	FF	FR	Yds.
2009	Baltimore	13	3	55	37	18	0	0	1	28	28	0	4	0	1	0
2010	Baltimore	11	1	29	22	7	1	13	0	0	0	0	1	0	0	0
Totals		24	4	84	59	25	1.0	13	1	28	28	0	5	0	1	0

SPECIAL TEAMS TACKLES (14): 2009 (8); 2010 (6)

CAREER SINGLE-GAME HIGHS (REGULAR SEASON)

Total Tackles: 8 2 times (last: 12/20/09 vs. Chi.)
Sacks: 1 (12/19/10 vs. NO)
Forced Fumbles: None
Passes Defensed: 2 (1/3/10 at Oak.)

Solo Tackles: 6 (12/20/09 vs. Chi.)
INTs: 1 (1/3/10 at Oak.)
Fumble Recoveries: 1 (1/3/10 at Oak.)

POSTSEASON

Year	Team	GP	GS	TACKLES				INTERCEPTIONS				FUMBLES				
				TT	Solo	Asst	SK	Yards	No.	Yds.	Lg	TDs	PD	FF	FR	Yds.
2009	Baltimore	2	2	16	15	1	0	0	0	0	0	0	0	0	0	0
2010	Baltimore	2	0	7	5	2	0	0	0	0	0	0	0	1	0	0
Totals		4	2	23	20	3	0	0	0	0	0	0	1	0	0	

56

TAVARES GOODEN

LINEBACKER | 6-1 | 242

COLLEGE: MIAMI

HS: ST. THOMAS AQUINAS (FT. LAUDERDALE, FL)

EXP. (NFL/RAVENS): 3/3

GP/GS (PLAYOFFS): 26/12 (3/0)

BORN: 10/7/84, FT. LAUDERDALE, FL

2010 SEASON HIGHLIGHTS: Saw action in 10 games, netting 14 tackles from scrimmage and 3 special teams stops

- Posted 3 tackles from scrimmage and a special teams stop in the 17-10 victory in **game 11 vs. TB (11/28)**
- Saw his first action in five weeks and posted a solo tackle for a defense that forced 3 turnovers in the 26-10 win in **game 8 vs. Mia. (11/7)**
- Was a game-day inactive (shoulder) in **games 3-7**
- Posted 2 solo tackles from scrimmage for a defense that held the Bengals to 3-of-18 (17%) on third down and did not allow a TD for the second consecutive week in **game 2 at Cin. (9/19)**

CAREER HIGHLIGHTS:

- Posted a career-high 10 tackles (7 solo) at Min. (10/18/09)

2010 POSTSEASON: Played both from scrimmage and on special teams (2 special teams stops) in the **Divisional Game at Pit. (1/15/11)**...Was a game-day inactive (shoulder) in the 30-7 victory in the **Wild Card Game at KC (1/9/11)**

2010 Game-by-Game Statistics Ravens

Date/Opp.	TT	Solo	As	Sacks	INT	PD	FF	FR
9/13 @ NYJ	2	2	0	0-0	0-0	0	0	0
9/19 @ Cin.	2	2	0	0-0	0-0	0	0	0
9/26 vs. Cle.	INACTIVE - SHOULDER							
10/3 @ Pit.	INACTIVE - SHOULDER							
10/10 vs. Den.	INACTIVE - SHOULDER							
10/17 @ NE	INACTIVE - SHOULDER							
10/24 vs. Buf.	INACTIVE - SHOULDER							
11/7 vs. Mia.	1	1	0	0-0	0-0	0	0	0
11/11 @ Atl.	2	1	1	0-0	0-0	0	0	0
11/21 @ Car.	0	0	0	0-0	0-0	0	0	0
11/28 vs. TB	3	2	1	0-0	0-0	0	0	0
12/5 vs. Pit.	2	1	1	0-0	0-0	0	0	0
12/13 @ Hou.	2	2	0	0-0	0-0	0	0	0
12/19 vs. NO	0	0	0	0-0	0-0	0	0	0
12/26 @ Cle.	0	0	0	0-0	0-0	0	0	0
1/2/11 vs. Cin.	INACTIVE - SHOULDER							
Totals	14	11	3	0-0	0-0	0	0	0
Playoffs								
1/9/11 @ KC	INACTIVE - SHOULDER							
1/15/11 @ Pit.	0	0	0	0-0	0-0	0	0	0
Totals	0	0	0	0-0	0-0	0	0	0

2010 Game-by-Game Special Teams Statistics Ravens

Date/Opp.	TT	Solo	As	FF	FR	BK
9/13 @ NYJ	1	0	1	0	0	0
9/19 @ Cin.	0	0	0	0	0	0
9/26 vs. Cle.	INACTIVE - SHOULDER					
10/3 @ Pit.	INACTIVE - SHOULDER					
10/10 vs. Den.	INACTIVE - SHOULDER					
10/17 @ NE	INACTIVE - SHOULDER					
10/24 vs. Buf.	INACTIVE - SHOULDER					
11/7 vs. Mia.	0	0	0	0	0	0
11/11 @ Atl.	0	0	0	0	0	0
11/21 @ Car.	0	0	0	0	0	0
11/28 vs. TB	1	1	0	0	0	0
12/5 vs. Pit.	0	0	0	0	0	0
12/13 @ Hou.	0	0	0	0	0	0
12/19 vs. NO	1	1	0	0	0	0
12/26 @ Cle.	0	0	0	0	0	0
1/2/11 vs. Cin.	INACTIVE - SHOULDER					
Totals	3	2	1	0	0	0
Playoffs						
1/9/11 @ KC	INACTIVE - SHOULDER					
1/15/11 @ Pit.	2	2	0	0	0	0
Totals	2	2	0	0	0	0

56 TAVARES GOODEN

REGULAR SEASON

Year	Team	GP	GS	TACKLES				INTERCEPTIONS				FUMBLES					
				TT	Solo	Asst	SK	Yards	No.	Yds.	Lg	TDs	PD	FF	FR	Yds.	
2008	Baltimore	4	0	0	0	0	0	0	0	0	0	0	0	0	0	0	0
2009	Baltimore	12	12	52	29	23	0	0	0	0	0	2	0	0	0	0	0
2010	Baltimore	10	0	14	11	3	0	0	0	0	0	0	0	0	0	0	0
Totals		26	12	66	40	26	0	0	0	0	0	2	0	0	0	0	0

SPECIAL TEAMS TACKLES (22): 2008 (6); 2009 (13); 2010 (3)

CAREER SINGLE-GAME HIGHS (REGULAR SEASON)

Total Tackles: 10 (10/18/09 at Min.)	Solo Tackles: 7 (10/18/09 at Min.)
Sacks: None	INTs: None
Forced Fumbles: None	Fumble Recoveries: None
Passes Defensed: 1 2 times (last: 11/16/09 at Cle.)	

POSTSEASON

Year	Team	GP	GS	TACKLES				INTERCEPTIONS				FUMBLES					
				TT	Solo	Asst	SK	Yards	No.	Yds.	Lg	TDs	PD	FF	FR	Yds.	
2008	Baltimore	INJURED RESERVE - HIP															
2009	Baltimore	2	0	0	0	0	0	0	0	0	0	0	0	0	0	0	0
2010	Baltimore	1	0	0	0	0	0	0	0	0	0	0	0	0	0	0	0
Totals		3	0	0	0	0	0	0	0	0	0	0	0	0	0	0	0

95

JARRET JOHNSON

LINEBACKER | 6-3 | 265

COLLEGE: ALABAMA

EXP. (NFL/RAVENS): 8/8

HS: CHIEFLAND (FL)

GP/GS (PLAYOFFS): 127/79 (9/7)

BORN: 8/14/81, HOMESTEAD, FL

2010 SEASON HIGHLIGHTS: Established a franchise record with 113-consecutive games played...Started all 16 games for the fourth-consecutive year and finished fourth on the team with 77 tackles, 2 PD, 2 FFs and 1.5 sacks (-10 yards)

- Played in his 112th consecutive game, breaking a Ravens' franchise record (Peter Boulware), and recorded 5 tackles and a career-high 2 PD in the 20-10 victory in **game 15 at Cle. (12/26)**
- Tied for the team lead with 7 tackles, a sack (-7 yards) and a FF for a defense that held the Saints to 27 yards rushing (fewest allowed in franchise history) in the 30-24 victory in **game 14 vs. NO (12/19)**
- Led the team with a season-high 10 tackles in the 17-10 victory in **game 11 vs. TB (11/28)**
- Netted 5 tackles and a FF for a defense that forced 2 fourth-quarter INTs, both returned for TDs, sealing the 37-13 win in **game 10 at Car. (11/21)**
- Recorded 8 tackles (5 solo) for a defense that forced Patriots QB Tom Brady to throw 2 INTs in **game 6 at NE (10/17)**
- Played in his 100th-consecutive game and had 5 tackles in **game 3 vs. Cle. (9/26)**

- Recorded 2 tackles for a defense that held the Bengals to 3-of-18 (17%) on third down and did not allow a TD for the second consecutive week in **game 2 at Cin. (9/19)**
- Started and posted 2 tackles and a half-sack (-3 yards) for a defense who held the Jets to 176 total yards and 1-of-11 (9%) on third down in the 10-9 win in **game 1 at NYJ (9/13)**

2010 POSTSEASON: Started both playoff games and posted 4 tackles for a defense that forced 7 turnovers

- Netted 2 tackles, including 1 TFL, for a defense that held the Chiefs to 161 total yards and forced 5 turnovers in the 30-7 victory in the **Wild Card Game at KC (1/9/11)**

CAREER HIGHLIGHTS:

- Has played in 113 consecutive games, the longest streak in team history...Also ranks as the fourth-longest current streak among NFL LBs
- Has started all 64 games for the last four consecutive years (2007-10)
- Recorded a career-high 94 tackles (including a career-high 59 solo in 2007)
- Posted career highs in sacks (6) and INTs (2) in 2009
- Began his Ravens career as a defensive lineman

2010 Game-by-Game Statistics Ravens

Date/Opp.	TT	Solo	As	Sacks	INT	PD	FF	FR
9/13 @ NYJ	2	1	1	0.5-3	0-0	0	0	0
9/19 @ Cin.	2	1	1	0-0	0-0	0	0	0
9/26 vs. Cle.	5	3	2	0-0	0-0	0	0	0
10/3 @ Pit.	5	3	2	0-0	0-0	0	0	0
10/10 vs. Den.	1	0	1	0-0	0-0	0	0	0
10/17 @ NE	8	5	3	0-0	0-0	0	0	0
10/24 vs. Buf.	3	2	1	0-0	0-0	0	0	0
11/7 vs. Mia.	1	1	0	0-0	0-0	0	0	0
11/11 @ Atl.	8	6	2	0-0	0-0	0	0	0
11/21 @ Car.	5	2	3	0-0	0-0	0	1	0
11/28 vs. TB	10	7	3	0-0	0-0	0	0	0
12/5 vs. Pit.	5	3	2	0-0	0-0	0	0	0
12/13 @ Hou.	3	3	0	0-0	0-0	0	0	0
12/19 vs. NO	7	6	1	1-7	0-0	0	1	0
12/26 @ Cle.	5	2	3	0-0	0-0	2	0	0
1/2/11 vs. Cin.	7	5	2	0-0	0-0	0	0	0
Totals	77	50	27	1.5-10	0-0	2	2	0
Playoffs								
1/9/11 @ KC	2	2	0	0-0	0-0	0	0	0
1/15/11 @ Pit.	2	0	2	0-0	0-0	0	0	0
Totals	4	2	2	0-0	0-0	0	0	0

95 JARRET JOHNSON

REGULAR SEASON

Year	Team	GP	GS	TACKLES				INTERCEPTIONS				FUMBLES				
				TT	Solo	Asst	SK	Yards	No	Yds. Lg	TDs	PD	FF	FR	Yds.	
2003	Baltimore	15	1	18	9	9	0	0	0	0	0	1	0	0	0	
2004	Baltimore	16	0	30	17	13	0	0	1	6	6	1	1	0	1	0
2005	Baltimore	16	12	61	37	24	1.5	4	0	0	0	2	1	0	0	
2006	Baltimore	16	2	35	23	12	1.5	16.5	0	0	0	2	0	0	0	
2007	Baltimore	16	16	94	59	35	2	19	0	0	0	2	2	0	0	
2008	Baltimore	16	16	82	46	36	5	32	0	0	0	4	2	1	0	
2009	Baltimore	16	16	70	49	21	6	45	2	8	8	0	4	1	0	
2010	Baltimore	16	16	77	50	27	1.5	10	0	0	0	2	2	0	0	
Totals		127	79	467	290	177	17.5	126.5	3	14	8	1	18	8	2	0

SPECIAL TEAMS TACKLES (6): 2006 (6)

CAREER SINGLE-GAME HIGHS (REGULAR SEASON)

Total Tackles: 11 (9/16/07 vs. NYJ)
Sacks: 2 (9/13/09 vs. KC)
Forced Fumbles: 1 (8 times (12/19/10 vs. NO))
Passes Defensed: 2 (12/26/10 at Cle.)

Solo Tackles: 8 (2 times (last: 11/25/07 at SD))
INTs: 1 (3 times (last: 12/20/09 vs. Chi.))
Fumble Recoveries: 1 (2 times (last: 11/23/08 vs. Phi.))

Additional Statistics: Has 4 career KO returns for 34 yards - 3 for 28 in 2006, 1 for 6 yards in 2004

POSTSEASON

Year	Team	GP	GS	TACKLES				INTERCEPTIONS				FUMBLES				
				TT	Solo	Asst	SK	Yards	No	Yds. Lg	TDs	PD	FF	FR	Yds.	
2003	Baltimore	1	0	1	0	1	0	0	0	0	0	0	0	0	0	0
2006	Baltimore	1	0	2	2	0	0	0	0	0	0	0	0	0	0	0
2008	Baltimore	3	3	6	6	0	0	0	0	0	0	0	1	0	0	0
2009	Baltimore	2	2	8	7	1	1	4	0	0	0	0	0	0	0	0
2010	Baltimore	2	2	4	2	2	0	0	0	0	0	0	0	0	0	0
Totals		9	7	21	17	4	1	4	0	0	0	0	1	0	0	0

52

RAY LEWIS

LINEBACKER | 6-1 | 250

COLLEGE: MIAMI

EXP. (NFL/RAVENS): 15/15

HS: KATHLEEN (LAKELAND, FL)

GP/GS (PLAYOFFS): 210/209 (16/16)

BORN: 5/15/75, BARTOW, FL

2010 SEASON HIGHLIGHTS: Earned his 12th Pro Bowl invite after leading the team with 145 tackles, 4 PD, 3 FRs, 2 FFs and 2 INTs (one of which he returned for a TD)

- Led the team with 11 tackles (9 solo) and tied a career high with 2 FRs in the 13-7 victory in **game 16 vs. Cin. (1/2/11)**
- Tied for the team lead with 7 tackles for a defense that held the Saints to 27 yards rushing (fifth-fewest allowed in franchise history) in the 30-24 victory in **game 14 vs. NO (12/19)**
- Led the team with 10 tackles (8 solo), had 1 PD and recorded his 30th-career INT, which he returned for his 3rd-career INT-TD...Defense forced 2 fourth-quarter INTs, both returned for TDs, to seal the 37-13 win in **game 10 at Car. (11/21)**
- Started his 200th-career game and led the team with 14 tackles (11 solo), a sack, 1 PD (that led to an INT), a FF and a FR - which came in overtime, leading to the Ravens' game-winning FG four plays later, in the 37-34 victory in **game 7 vs. Buf. (10/24)**
- Played in his 200th-career game and netted 10 tackles, including 1 TFL, for a defense that forced Patriots QB Tom Brady to throw 2 INTs in **game 6 at NE (10/17)**
- Led the team with 13 tackles (10 solo), 1 PD and a game-clinching INT (the 29th of his career and first since 11/16/08) to seal the 17-14 victory in **game 4 at Pit. (10/3)**

2010 POSTSEASON: Finished with 13 tackles (9 solo), 1 sack (-10 yards) and 1 FF for a defense that forced 7 turnovers

- Netted 4 tackles (3 solo), including a sack (-10 yards) and a FF (recovered by the Ravens) for a defense that held the Chiefs to 161 total yards and forced 5 turnovers in the **Wild Card Game at KC (1/9/11)**

CAREER HIGHLIGHTS:

- In 2000, led a defense that established a 16-game single-season record for fewest points allowed (165), and fewest rushing yards allowed (970), recorded 4 shutouts (1 shy of the post-1970 merger record), and finished first league-wide in six key defensive categories
- Was the second player in NFL history to win both NFL Defensive Player of the Year and Super Bowl MVP awards (2000)...DT Harvey Martin of Dallas won Defensive Player of the Year in 1977 and was co-MVP of Super Bowl XXII with DT Randy White
- Is the only player in NFL history with at least 35 career sacks and 30 career INTs
- Posted a franchise-record 225 tackles in 2003
- Has led the Ravens in tackles in 13 of his 15 seasons, registering at least 150 stops 11 times
- Has returned 3 of his 30 INTs for TDs
- Posted a franchise-record and career-high 25 tackles at NYG (9/14/97)
- Has 7 career 20-tackle games
- After 15 seasons (1996-2010) in Baltimore, Lewis is the longest-tenured NFL defensive player with his original NFL team

CAREER HONORS:

- Invited to 12 Pro Bowls (1997-2001, 2003-04 and 2006-10)... Did not play in 2006 game due to a hand injury
- Two-time NFL Defensive Player of the Year (2000 and 2003) – just the sixth player in NFL history to win multiple times (Lawrence Taylor – three times; Joe Greene, Mike Singletary, Bruce Smith and Reggie White – two times each)
- Super Bowl XXXV MVP (2000)
- Named to the NFL All-Decade (2000s) team, chosen every 10 years by the Pro Football Hall of Fame Selection Committee
- AFC Defensive Player of the Week (Week 10, 2008; Week 1, 2006; Week 17, 2003; Week 4, 2002; Week 15, 2001; Week 9, 1997; Week 1, 1996)
- AFC Defensive Player of the Month (November, 2003)
- *Associated Press* first-team All-Pro (1999-2001, 2003-04, 2008-09)
- *Associated Press* second-team All-Pro (1997-98, 2010)
- *College and Pro Football Weekly* first-team All-Pro (1997, 2000-01)
- *College and Pro Football Weekly* second-team All-Pro (1999, 2004)
- *Football Digest* Defensive Player of the Year (2003)
- *Football Digest* All-Pro (1999, 2000-01, 2003)
- *Football Digest* second-team All-Pro (2004)
- *Football Digest* second-team All-NFL (1997)
- *Football News* All-AFC (1999)
- *Football News* All-Pro (2000-01)
- KC 101 Defensive Player of the Year (2000-01, 03)
- NFL Alumni Linebacker of the Year (1999, 2003)
- *PFW/PFWA* first-team All-NFL (2003, 2008)
- *PFW/PFWA* first-team All-AFC (1999, 2003, 2008)
- *PFW/PFWA* and *Football Digest* Defensive MVP (2003)
- *Pro Football Weekly* All-Pro (1999-01 and 2003-04)
- *Pro Football Weekly* Defensive Player of the Week (1997)
- *USA Today* first-team All-Pro (1998-2000)
- *USA Today* All-Rookie Team (1996)
- *Sporting News* All-Pro (1998-2001, 2003-04)
- *Sports Illustrated* All-Pro (1997-2001, 2003-04, 2009-10)
- *Sports Illustrated* Midseason All-Pro (2010)
- John Mackey Award (1997), given to the AFC's best LB, as voted by peers
- NFLPA Linebacker of the Year (1997)
- Walter Payton Man of the Year Finalist (2003)
- NFL's Most Dominant Player, voted by league coaches through CBS Sports (2003)
- Vic Carucci's All-Interview Team, *NFL.com* (2004)

52 RAY LEWIS

2010

Game-by-Game Statistics

Ravens

Date/Opp.	TT	Solo	As	Sacks	INT	PD	FF	FR
9/13 @ NYJ	4	4	0	0-0	0-0	0	0	0
9/19 @ Cin.	10	9	1	1-8	0-0	0	0	0
9/26 vs. Cle.	8	4	4	0-0	0-0	0	0	0
10/3 @ Pit.	13	10	3	0-0	1-2	1	0	0
10/10 vs. Den.	5	5	0	0-0	0-0	0	0	0
10/17 @ NE	10	6	4	0-0	0-0	1	0	0
10/24 vs. Buf.	14	11	3	1-0	0-0	1	1	1
11/7 vs. Mia.	8	7	1	0-0	0-0	0	0	0
11/11 @ Atl.	9	4	5	0-0	0-0	0	0	0
11/21 @ Car.	10	8	2	0-0	1-24t	1	0	0
11/28 vs. TB	9	7	2	0-0	0-0	0	0	0
12/5 vs. Pit.	14	10	4	0-0	0-0	0	1	0
12/13 @ Hou.	9	2	7	0-0	0-0	0	0	0
12/19 vs. NO	7	4	3	0-0	0-0	0	0	0
12/26 @ Cle.	4	3	1	0-0	0-0	0	0	0
1/2/11 vs. Cin.	11	9	2	0-0	0-0	0	0	2
Totals	145	103	42	2-8	2-26	4	2	3

Playoffs

1/9/11 @ KC	4	3	1	1-10	0-0	0	1	0
1/15/11 @ Pit.	9	6	3	0-0	0-0	0	0	0
Totals	13	9	4	1-10	0-0	0	1	0

52 RAY LEWIS

REGULAR SEASON

Year	Team	GP	GS	TACKLES				INTERCEPTIONS				FUMBLES				
				TT	Solo	Asst	SK	Yards	No.	Yds.	Lg	TDs	PD	FF	FR	Yds.
1996	Baltimore	14	13	*142	*104	38	2.5	8.5	1	0	0	0	6	0	0	0
1997	Baltimore	16	16	**210	**163	47	4	27	1	18	18	0	9	1	1	0
1998	Baltimore	14	14	*154	*119	35	3	14	2	25	26	0	10	1	0	0
1999	Baltimore	16	16	**198	**131	67	3.5	20.5	3	97	60	0	8	1	0	0
2000	Baltimore	16	16	*187	*120	67	3	33	2	1	1	0	7	0	3	0
2001	Baltimore	16	16	**196	**130	66	3.5	26	3	115	64	0	10	1	1	0
2002	Baltimore	5	5	85	57	28	0	0	2	4	4	0	2	1	1	0
2003	Baltimore	16	16	**225	**160	65	1.5	11	6	99	37	1	13	2	2	1
2004	Baltimore	15	15	**200	**122	78	1	9	0	0	0	0	3	1	2	0
2005	Baltimore	6	6	77	47	30	1	1	1	0	0	0	3	0	1	0
2006	Baltimore	14	14	*164	*106	58	5	36.5	2	27	27	0	9	1	1	0
2007	Baltimore	14	14	*184	*108	76	2	7	2	35	35	1	10	2	1	0
2008	Baltimore	16	16	*160	*84	76	3.5	32.5	3	43	29	0	12	1	2	0
2009	Baltimore	16	16	*164	*100	64	3	16	0	9	9	0	6	3	1	0
2010	Baltimore	16	16	*145	*103	42	2	8	2	26	24t	1	4	2	3	0
Totals		210	209	2,491	1,654	837	38.5	250	30	499	64	3	112	17	19	1

*LED TEAM; **LED TEAM AND NFL

#FRANCHISE SINGLE-SEASON RECORD

CAREER SINGLE-GAME HIGHS (REGULAR SEASON)

Total Tackles: 25 (9/14/97 at NYG)	Solo Tackles: 18 (9/14/97 at NYG)
Sacks: 2 (11/26/00 vs. Cle)	INTs: 2 3 times (last: 11/9/08 at Hou.)
Forced Fumbles: 1 16 times (last: 10/24/10 vs. Buf.)	Fumble Recoveries: 2 (12/28/08 vs. Jax.)
Passes Defended: 3 6 times (last: 10/14/07 vs. STL)	

POSTSEASON

Year	Team	GP	GS	TACKLES				INTERCEPTIONS				FUMBLES				
				TT	Solo	Asst	SK	Yards	No.	Yds.	Lg	TDs	PD	FF	FR	Yds.
2000	Baltimore	4	4	44	28	16	0	0	2	54	50t	1	7	0	1	0
2001	Baltimore	2	2	17	10	7	0	0	0	0	0	0	0	2	0	0
2003	Baltimore	1	1	18	12	6	0	0	0	0	0	0	0	0	0	0
2006	Baltimore	1	1	23	13	10	0	0	0	0	0	0	3	0	0	0
2008	Baltimore	3	3	29	23	6	0	0	0	0	0	0	1	2	0	0
2009	Baltimore	2	2	21	10	11	1	7	0	0	0	0	1	0	0	0
2010	Baltimore	2	2	13	9	4	1	10	0	0	0	0	0	1	0	0
Totals		15	15	165	105	60	2	17	2	54	50t	1	12	5	1	0

RAVENS RANTS: LB RAY LEWIS

THE ULTIMATE LB



LB Ray Lewis, who earned his 12th Pro Bowl invite in 2010, led the Ravens this season with 145 tackles (103 solo), also posting 2 sacks, 2 INTs (1 returned for a TD in Week 11's win at Carolina), 3 FRs and 2 FFs. Lewis continued to extend his reign as Baltimore's all-time tackle king (2,491 career stops), and he also has the most FRs (19), second-most INTs (30) and second-most FFs (17) in Ravens team history.

RAVENS CAREER DEFENSIVE RECORDS (All-Time History)

TACKLES

1. Ray Lewis (1996-present) 2,491
2. Kelly Gregg (2001-present) 721
3. Terrell Suggs (2003-present) 590
4. Ed Reed (2002-present) 551
5. Jamie Sharper (1997-2001) 522

INTERCEPTIONS

1. Ed Reed (2002-present) 54
2. Ray Lewis (1996-present) 30
3. Chris McAlister (1999-2008) 26
4. Duane Starks (1998-2001) 20
Rod Woodson (1998-2001) 20

FUMBLES RECOVERED

1. Ray Lewis (1996-present) 19
2. Terrell Suggs (2003-present) 11
3. Rob Burnett (1996-2001) 8

TACKLE MACHINE

After 15 seasons, LB Ray Lewis is the league's active career tackles leader. Lewis, who has played in 210 games, is one of only two active players to hit the 2,000-tackle milestone. Lewis led the Ravens in tackles (145) in 2010 for the 13th time in his career. He has tallied at least 130 stops 13 times during his Hall of Fame career.

NFL CAREER TACKLE LEADERS (Active Players)

Rk.	Player (Year Entered NFL)	Tackles	Games
1.	Ray Lewis (1996)	2,491	210
2.	London Fletcher (1998)	2,053	208
3.	Keith Brooking (1998)	1,773	193
4.	Lawyer Milloy (1996)	1,672	234
5.	Mike Peterson (1999)	1,577	167

AN ELITE NFL CLUB

Ray Lewis is the only player in NFL history to register at least 35 career sacks and 30 career INTs.

NFL PLAYERS W/ 30+ SACKS & 25+ INTS (NFL History)

Player	Games	Sacks	INTs
Rodney Harrison (1994-2008)	186	30.5	34
Ray Lewis (1996-present)	210	38.5	30
William Thomas (1991-2001)	172	37.0	27

'BACKER THEFTS

LB Ray Lewis is the NFL's active INT leader among linebackers, posting 30 picks during his career, including the game-clinching theft in Week's 4 win at Pittsburgh and his 24-yard "pick-6" in Week 11's win at Carolina. With that theft, he became the seventh LB in NFL history to record 30 INTs in a career.

LINEBACKER INTERCEPTION LEADERS (Active Players)

Rk.	Player (Team)	INTs	Yards	TD
1.	Ray Lewis (Bal.)	30	499	3
2.	Keith Bulluck (NYG)	21	199	1
3.	Mike Peterson (Atl.)	18	268	1
	Takeo Spikes (SF)	18	231	3
	Brian Urlacher (Chi.)	18	271	1

STILL GOING STRONG

After 15 NFL seasons (all with the Ravens), LB Ray Lewis currently stands as the NFL's longest-tenured defensive player still playing with his original team (Lewis was drafted in 1996).

LONGEST-TENURED DEFENSIVE PLAYERS (w/ Original Team)

Rk.	Player	Team	Seasons
1.	Ray Lewis	Ravens	15
2.	Ronde Barber	Buccaneers	14
3.	Shaun Ellis	Jets	11

RUN "D" STREAK

The Ravens have held opponents to under 4.0 yards per rush in each year of their existence (15 straight seasons). That mark ranks as the NFL's longest current streak (and ties for the best ever) of limiting foes to under 4.0. (The Ravens allowed 3.9 ypr in 2010.)

MOST CONSECUTIVE SEASONS ALLOWING LESS THAN 4 YARDS PER RUSH

Team	Seasons	Years
Baltimore Ravens	15	1996-2010
Buffalo Bills	15	1986-2000
Dallas Cowboys	15	1964-78

RUN "D" STOUT AGAIN

The 2010 season marked the fifth consecutive campaign that the Ravens' have ranked in the top five in rushing defense. Baltimore permitted the NFL's fifth-fewest ground yards per game (93.9), while the Ravens' 5 rushing TDs allowed tied (Pittsburgh) for fewest in the NFL. Since 2008, Baltimore has allowed just 89.5 rush ypg.

RUSHING YARDS ALLOWED PER GAME (2010 Season)

Rk.	Team	Att.	Yds.	TD	YPG
1.	Pittsburgh Steelers	333	1,004	5	62.8
2.	Chicago Bears	386	1,441	14	90.1
3.	New York Jets	408	1,454	11	90.9
4.	San Diego Chargers	404	1,500	14	93.8
5.	Baltimore Ravens	384	1,503	5	93.9

53

JAMEEL McCLAIN

LINEBACKER | 6-1 | 250

COLLEGE: SYRACUSE

HS: GEORGE WASHINGTON (PHIL., PA)

BORN: 7/25/85, PHILADELPHIA, PA

EXP. (NFL/RAVENS): 3/3

GP/GS (PLAYOFFS): 48/16 (7/2)

2010 SEASON HIGHLIGHTS: Saw action in all 16 games, including a career-high 15 starts, and finished third on the team with a career-high 91 tackles, 2 PD, 1 FR and 1 sack (-3 yards)...Also posted 6 special teams stops

- Led the team with 7 tackles and his first-career FR (that led to a Ravens' TD three plays later) in the 20-10 victory in **game 15 at Cle. (12/26)**...Also posted 2 special teams stops against the Browns
- Tied a career high with 9 tackles in the 17-10 victory in **game 11 vs. TB (11/28)**
- Started and netted 7 tackles, including a sack (-3 yards), for a defense that forced 2 fourth-quarter INTs, both returned for TDs, sealing the 37-13 win in **game 10 at Car. (11/21)**
- Started and netted 5 tackles from scrimmage and added a special teams stop in **game 9 at Atl. (11/11)**
- Started and was all over the field, posting 7 tackles (4 solo) and 1 PD, in the 17-14 victory in **game 4 at Pit. (10/3)**
- Led the team, tying a career high with 9 tackles, including 5 solo, in the 24-17 victory in **game 3 vs. Cle. (9/26)**
- Started and posted 3 tackles (2 solo) for a defense that held the Bengals to 3-of-18 (17%) on third down and did not allow a TD for the second-consecutive week in **game 2 at Cin. (9/19)**

- Started and tied for the team lead with 6 tackles (4 solo) as part of a defense that held the Jets to 176 total yards and 1-of-11 (9%) on third down in the 10-9 win in **game 1 at NYJ (9/13)**

2010 POSTSEASON: Started both playoff games and recorded 9 tackles for a defense that forced 7 turnovers in the postseason

- Started (first-career postseason start) and led the team with a postseason career-high 6 tackles (4 solo) for a defense that held the Chiefs to 161 total yards and forced 5 turnovers in the 30-7 victory in the **Wild Card Game at KC (1/9/11)**

CAREER HIGHLIGHTS:

- Established a franchise record with 2 safeties in a season (sack of then-Oakland QB JaMarcus Russell and a blocked punt) as a rookie in 2008
- Posted a career-high 91 tackles in his first year as a full-time starter in 2010
- Recorded a then-career-high 29 tackles from scrimmage and 33 special teams tackles in 2009
- Was the only rookie free agent to make the team in 2008

2010 Game-by-Game Statistics Ravens

Date/Opp.	TT	Solo	As	Sacks	INT	PD	FF	FR
9/13 @ NYJ	6	4	2	0-0	0-0	0	0	0
9/19 @ Cin.	3	2	1	0-0	0-0	0	0	0
9/26 vs. Cle.	9	5	4	0-0	0-0	0	0	0
10/3 @ Pit.	7	4	3	0-0	0-0	1	0	0
10/10 vs. Den.	5	3	2	0-0	0-0	0	0	0
10/17 @ NE	5	4	1	0-0	0-0	0	0	0
10/24 vs. Buf.	4	3	1	0-0	0-0	0	0	0
11/7 vs. Mia.	3	3	0	0-0	0-0	0	0	0
11/11 @ Atl.	5	2	3	0-0	0-0	0	0	0
11/21 @ Car.	7	3	4	1-3	0-0	0	0	0
11/28 vs. TB	9	5	4	0-0	0-0	0	0	0
12/5 vs. Pit.	3	1	2	0-0	0-0	0	0	0
12/13 @ Hou.	6	5	1	0-0	0-0	0	0	0
12/19 vs. NO	4	3	1	0-0	0-0	1	0	0
12/26 @ Cle.	7	5	2	0-0	0-0	0	0	1
1/2/11 vs. Cin.	8	6	2	0-0	0-0	0	0	0
Totals	91	58	33	1-3	0-0	2	0	1
Playoffs								
1/9/11 @ KC	6	4	2	0-0	0-0	0	0	0
1/15/11 @ Pit.	3	0	3	0-0	0-0	0	0	0
Totals	9	4	5	0-0	0-0	0	0	0

53 JAMEEL McCLAIN

REGULAR SEASON

Year	Team	GP	GS	TACKLES				INTERCEPTIONS				FUMBLES				
				TT	Solo	Asst	SK	Yards	No	Yds. Lg	TDs	PD	FF	FR	Yds.	
2008	Baltimore	16	0	8	8	0	2.5	26.5	0	0	0	0	0	0	0	0
2009	Baltimore	16	1	29	17	12	0	0	0	0	0	0	0	0	0	0
2010	Baltimore	16	15	91	58	33	1	3	0	0	0	2	0	1	9	
Totals		48	16	128	83	45	3.5	29.5	0	0	0	2	0	1	9	

SPECIAL TEAMS TACKLES (56): 2008 (17); 2009 (33); 2010 (6)

CAREER SINGLE-GAME HIGHS (REGULAR SEASON)

Total Tackles:	Solo Tackles:
9 3 times (last: 11/28/10 vs. TB)	6 (12/13/09 vs. Det.)
Sacks:	INTs:
1 3 times (last: 11/21/10 at Car.)	None
Forced Fumbles:	Fumble Recoveries:
None	1 (12/26/10 at Cle.)
Passes Defensed:	
1 2 times (last: 12/19/10 vs. NO)	

ADDITIONAL STATISTICS: Has 2 safeties – sack in the end zone (vs. Oak. 10/26/08) and a blocked punt for a safety (vs. Phi 11/23/08)

POSTSEASON

Year	Team	GP	GS	TACKLES				INTERCEPTIONS				FUMBLES				
				TT	Solo	Asst	SK	Yards	No	Yds. Lg	TDs	PD	FF	FR	Yds.	
2008	Baltimore	3	0	1	1	0	0	0	0	0	0	0	0	0	0	0
2009	Baltimore	2	0	0	0	0	0	0	0	0	0	0	0	0	0	0
2010	Baltimore	2	2	9	4	5	0	0	0	0	0	0	0	0	0	0
Totals		7	2	10	5	5	0	0	0	0	0	0	0	0	0	0

58

JASON PHILLIPS

INSIDE LINEBACKER | 6-1 | 242

COLLEGE: TCU

EXP. (NFL/RAVENS): 2/2

HS: WALLER (TX)

GP/GS (PLAYOFFS): 9/0 (1/0)

BORN: 2/14/86, WALLER, TX

2010 SEASON HIGHLIGHTS: Saw action in nine games and posted 6 tackles and a FF on special teams

- Netted a solo special teams tackle in the 17-10 victory in **game 11 vs. TB (11/28)**
- Led the team with a career-high 3 special teams tackles in the 37-13 win in **game 10 at Car. (11/21)**
- Netted a special teams stop in **game 6 at NE (10/17)**
- Posted a tackle and a FF (that was recovered by the Ravens) on special teams in the 31-17 victory in **game 5 vs. Den. (10/10)**
- Saw action on special teams, but did not record a tackle, in the 17-14 win in **game 4 at Pit. (10/3)**
- Played in his first-career NFL game on special teams in **game 3 vs. Cle. (9/26)**
- Was a game-day inactive for **games 1 (9/13 at NYJ)** and **2 (9/19 at Cin.)**

2010 POSTSEASON: Played on special teams in his first-career postseason game in the 30-7 victory in the **Wild Card Game at KC (1/9/11)**...Was a game-day inactive for the **Divisional Game at Pit. (1/15/11)**

CAREER HIGHLIGHTS:

- Recorded a career-high 3 special teams tackles in the 37-13 victory vs. Car. (11/21/10)
- Spent his rookie season (2009) on Injured Reserve (knee)

2010 Game-by-Game Special Teams Statistics

Ravens	TT	Solo	As	FF	FR	BK
9/13 @ NYJ			INACTIVE			
9/19 @ Cin.			INACTIVE			
9/26 vs. Cle.	0	0	0	0	0	0
10/3 @ Pit.	0	0	0	0	0	0
10/10 vs. Den.	1	1	0	1	0	0
10/17 @ NE	1	0	1	0	0	0
10/24 vs. Buf.	0	0	0	0	0	0
11/7 vs. Mia.	0	0	0	0	0	0
11/11 @ Atl.			INACTIVE			
11/21 @ Car.	3	2	1	0	0	0
11/28 vs. TB	1	1	0	0	0	0
12/5 vs. Pit.			INACTIVE			
12/13 @ Hou.			INACTIVE			
12/19 vs. NO			INACTIVE			
12/26 @ Cle.			INACTIVE			
1/2/11 vs. Cin.	0	0	0	0	0	0
Totals	6	4	2	1	0	0
Playoffs						
1/9/11 @ KC	0	0	0-0	0-0	0	0
1/15/11 @ Pit.			INACTIVE			
Totals	0	0	0	0-0	0-0	0

2010 Game-by-Game Statistics

Ravens	TT	Solo	As	Sacks	INT	PD	FF	FR
9/13 @ NYJ				INACTIVE				
9/19 @ Cin.				INACTIVE				
9/26 vs. Cle.	0	0	0	0-0	0-0	0	0	0
10/3 @ Pit.	0	0	0	0-0	0-0	0	0	0
10/10 vs. Den.	0	0	0	0-0	0-0	0	0	0
10/17 @ NE	0	0	0	0-0	0-0	0	0	0
10/24 vs. Buf.	0	0	0	0-0	0-0	0	0	0
11/7 vs. Mia.	0	0	0	0-0	0-0	0	0	0
11/11 @ Atl.				INACTIVE				
11/21 @ Car.	0	0	0	0-0	0-0	0	0	0
11/28 vs. TB	0	0	0	0-0	0-0	0	0	0
12/5 vs. Pit.				INACTIVE				
12/13 @ Hou.				INACTIVE				
12/19 vs. NO				INACTIVE				
12/26 @ Cle.				INACTIVE				
1/2/11 vs. Cin.	0	0	0	0-0	0-0	0	0	0
Totals	0	0	0	0-0	0-0	0	0	0
Playoffs								
1/9/11 @ KC	0	0	0	0-0	0-0	0	0	0
1/15/11 @ Pit.				INACTIVE				
Totals	0	0	0	0-0	0-0	0	0	0

58 JASON PHILLIPS

REGULAR SEASON

		TACKLES					INTERCEPTIONS					FUMBLES				
Year	Team	GP	GS	TT	Solo	Asst	SK	Yards	No.	Yds.	Lg	TDs	PD	FF	FR	Yds.
2009	Baltimore															
2009 Baltimore INJURED RESERVE - KNEE																
2010	Baltimore	9	0	0	0	0	0	0	0	0	0	0	0	0	0	0
Totals		9	0	0	0	0	0	0	0	0	0	0	0	0	0	0

SPECIAL TEAMS TACKLES (6): 2010 (6)

CAREER SINGLE-GAME HIGHS (REGULAR SEASON)

Total Tackles:	None	Solo Tackles:	None
Sacks:	None	INTs:	None
Forced Fumbles:	None	Fumble Recoveries:	None
Passes Defensed:	None		

POSTSEASON

		TACKLES					INTERCEPTIONS					FUMBLES				
Year	Team	GP	GS	TT	Solo	Asst	SK	Yards	No.	Yds.	Lg	TDs	PD	FF	FR	Yds.
2009	Baltimore															
2009 Baltimore INJURED RESERVE - KNEE																
2010	Baltimore	1	0	0	0	0	0	0	0	0	0	0	0	0	0	0
Totals		1	0	0	0	0	0	0	0	0	0	0	0	0	0	0

55

TERRELL SUGGS

LINEBACKER | 6-3 | 260

COLLEGE: ARIZONA STATE
EXP. (NFL/RAVENS): 8/8

HS: HAMILTON (CHANDLER, AZ)
GP/GS (PLAYOFFS): 125/109 (9/9)

BORN: 10/11/82, MINNEAPOLIS, MN

2010 SEASON HIGHLIGHTS: Earned his fourth Pro Bowl nod after starting all 16 games and recording 58 tackles (38 solo), a team-leading 11 sacks (-73 yards), 2 PD and 2 FFs

- Earned AFC Defensive Player of the Month honors for November after posting 14 tackles and 4 sacks in four games
- Posted 4 tackles (3 solo) and a sack (-11 yards), marking the first time since 2007 that he has posted at least one sack in three consecutive games in **game 10 at Car. (11/21)**
- Recorded 4 tackles, including 2 sacks (-14 yards), marking his first multi-sack game since 9/20/09, in **game 9 at Atl. (11/11)**
- Started his 100th-career game and recorded 6 tackles in the 37-34 overtime win in **game 7 vs. Buf. (10/24)**
- Netted 2 tackles, including a sack (60th career sack), in the 17-14 win in **game 4 at Pit. (10/3)**

2010 POSTSEASON: Finished third on the team with 10 tackles, including a team-leading 5 sacks (-25 yards) and 1 FF for a defense that forced 7 turnovers in postseason contests

- Turned in a dominant performance, recording 6 tackles, a franchise-record-tying 3 sacks and a FF (that was recovered by the Ravens and returned for a TD) in the **Divisional Game at Pit. (1/15/11)**
- Netted 4 solo tackles, including a postseason career-high-tying 2 sacks (-7), for a defense that held the Chiefs to 161 total yards and forced 5 turnovers in the 30-7 victory in the **Wild Card Game at KC (1/9/11)**

CAREER HIGHLIGHTS:

- Ravens all-time leader in FFs (22) and second in FRs (11)
- Owns 68.5 sacks (second most in franchise history), 39 PD and 5 INTs (2 returned for TDs - both in 2008)
- Owns a franchise-record 519 sack yards
- Has 590 tackles (394 solo), third most in Ravens history
- Scored his first-career TD on a 44-yard INT return at Mia. (10/19/08)
- Earned a career-high 102 tackles (65 solo) in 2008
- Tallied a franchise-rookie-record 12 sacks in 2003

CAREER HONORS:

- Four-time Pro Bowler (2004, 2006, 2008 and 2010)
- AFC Defensive Player of the Month (Nov., 2010)
- *Associated Press* Defensive Rookie of the Year (2003)
- *Associated Press* Second-team All-Pro (2008)
- *Football Digest* second-team All-Pro (2006)
- Tied an NFL rookie record (Santana Dotson) with a sack in each of his first four NFL games
- Defensive Rookie of the Month (Sept. 2003)
- Defensive Player of the Week (Week 7, 2008)

2010 Game-by-Game Statistics

Date/Opp.	TT	Solo	As	Sacks	INT	PD	FF	FR
9/13 @ NYJ	6	4	2	0.5-3	0-0	0	1	0
9/19 @ Cin.	5	3	2	0-0	0-0	0	0	0
9/26 vs. Cle.	5	3	2	1-0	0-0	0	0	0
10/3 @ Pit.	2	1	1	1-7	0-0	0	0	0
10/10 vs. Den.	2	0	2	0-0	0-0	0	0	0
10/17 @ NE	3	2	1	1-8	0-0	1	0	0
10/24 vs. Buf.	6	2	4	0-0	0-0	0	0	0
11/7 vs. Mia.	2	2	0	1-9	0-0	0	0	0
11/11 @ Atl.	4	2	2	2-14	0-0	0	0	0
11/21 @ Car.	4	3	1	1-11	0-0	1	0	0
11/28 vs. TB	4	3	1	0-0	0-0	0	0	0
12/5 vs. Pit.	2	1	1	1.5-13	0-0	0	0	0
12/13 @ Hou.	4	4	0	1-3	0-0	0	0	0
12/19 vs. NO	4	4	0	1-5	0-0	0	1	0
12/26 @ Cle.	2	1	1	0-0	0-0	0	0	0
1/2/11 vs. Cin.	3	3	0	0-0	0-0	0	0	0
Totals	58	38	20	11-73	0-0	2	2	0
Playoffs								
1/9/11 @ KC	4	4	0	2-7	0-0	0	0	0
1/15/11 @ Pit.	6	5	1	3-18	0-0	0	1	0
Totals	10	9	1	5-25	0-0	0	1	0

55 TERRELL SUGGS

REGULAR SEASON

Year	Team	GP	GS	TACKLES				INTERCEPTIONS				FUMBLES				
				TT	Solo	Asst	SK	Yards	No.	Yds.	Lg	TDs	PD	FF	FR	Yds.
2003	Baltimore	16	1	33	26	7	*#12	*97	1	11	11	0	3	*6	4	7
2004	Baltimore	16	16	72	48	24	*10.5	*83.5	0	0	0	0	1	1	2	24
2005	Baltimore	16	16	86	65	21	8	64.5	2	38	38	0	3	*6	1	0
2006	Baltimore	16	15	86	63	23	9.5	64.5	0	0	0	0	7	3	2	0
2007	Baltimore	16	16	95	51	44	*5	34	0	0	0	0	7	1	0	0
2008	Baltimore	16	16	102	62	40	*8	*69.5	2	86	44t	2	11	2	1	0
2009	Baltimore	13	13	58	41	17	4.5	33	0	0	0	0	5	1	1	0
2010	Baltimore	16	16	58	38	20	*11	*73	0	0	0	0	2	2	0	0
Totals		125	109	590	394	196	68.5	519	5	135	44t	2	39	22	11	31

*LED TEAM

#ROOKIE FRANCHISE RECORD

CAREER SINGLE-GAME HIGHS (REGULAR SEASON)

Total Tackles: 14 (11/5/07 at Pit.)	Solo Tackles: 10 (12/10/06 at KC)
Sacks: 3 (12/4/05 vs. Hou.)	INTs: 1 5 times (last: 11/2/08 at Cle.)
Forced Fumbles: 2 2 times (last: 1/1/06 at Cle.)	Fumble Recoveries: 1 11 times (last: 11/1/09 vs. Den.)
Passes Defensed: 3 (9/16/07 vs. NYJ)	

POSTSEASON

Year	Team	GP	GS	TACKLES				INTERCEPTIONS				FUMBLES				
				TT	Solo	Asst	SK	Yards	No.	Yds.	Lg	TDs	PD	FF	FR	Yds.
2003	Baltimore	1	1	2	1	1	0	0	0	0	0	0	0	0	0	0
2006	Baltimore	1	1	10	9	1	0	0	0	0	0	0	0	1	0	0
2008	Baltimore	3	3	11	10	1	4	35	0	0	0	0	0	0	1	0
2009	Baltimore	2	2	10	7	3	1	9	0	0	0	0	0	1	1	0
2010	Baltimore	9	9	10	9	1	5	25	0	0	0	0	0	1	0	0
Totals		8	8	43	36	7	10	69	0	0	0	0	0	3	2	0

RAVENS RANTS: LB TERRELL SUGGS

SUGGS SIZZLES



Four-time Pro Bowler Terrell Suggs, who was named the AFC's Defensive Player of the Month for November, is the Ravens' No. 2 career sacks leader (68.5) and all-time sack yardage king (519). He tallied 11 sacks (tied for 10th most in the NFL) for -73 yards in 2010. Suggs is also the Ravens' all-time leader in FFs (22) and ranks second in FRs (11).

RAVENS ALL-TIME SACKS (Career Leaders)

Rk.	Player (Years)	Sacks
1.	Peter Boulware (1997-2005)	70.0
2.	Terrell Suggs (2003-present)	68.5
3.	Michael McCrary (1997-2002)	51.0
4.	Ray Lewis (1996-present)	38.5
	Adalius Thomas (2000-2006)	38.5

RAVENS ALL-TIME SACK YARDAGE (Career Leaders)

Rk.	Player (Years)	Yards
1.	Terrell Suggs (2003-present)	519
2.	Peter Boulware (1997-2005)	428
3.	Michael McCrary (1997-2002)	350
4.	Ray Lewis (1996-present)	250
5.	Adalius Thomas (2000-2006)	242

HOT OFF THE EDGE

Since entering the NFL in 2003, LB Terrell Suggs' 68.5 sacks rank eighth among active players, while his 519 yards lost tie (Dallas' DeMarcus Ware) for fourth. Suggs registered 11 sacks in 2010.

NFL SACKS LEADERS (Since 2003)

Rk.	Player (Team)	Sacks	Yards
1.	Jared Allen	83.0	523
2.	Dwight Freeney	81.0	579.5
3.	DeMarcus Ware	80.0	519
4.	Julius Peppers	77.0	472
5.	John Abraham	75.0	490.5
6.	Jason Taylor	74.5	441
7.	Robert Mathis	74.0	531.5
8.	Terrell Suggs	68.5	519
9.	Joey Porter	66.5	423

Suggs Quick Hits:

- Suggs 7.5 sacks over the last nine games of the 2010 season (since Nov. 7) tied several players for fourth most in the NFL.
- The Ravens are 43-16 all time when Suggs records a sack.
- Baltimore is 10-1 when he tallies 2 or more sacks during his career.
- In Week 14 at Houston, Suggs reached double-digit sacks in a season for the third time in his career (2010, 2004, 2003). He had 11 in 2010.

SUGGS' SINGLE-SEASON SACKS

1.	2003 season (rookie)	12
2.	2010 season	11
3.	2004 season	10.5
4.	2006 season	9.5

RAVENS ALL-TIME TACKLES

Rk.	Player (Years)	Tackles
1.	Ray Lewis (1996-present)	2,491
2.	Kelly Gregg (2001-present)	721
3.	Terrell Suggs (2003-present)	590
4.	Ed Reed (2002-present)	551
5.	Jamie Sharper (1997-2001)	522

RAVENS FORCED FUMBLES (Career Leaders)

1.	Terrell Suggs	22
2.	Ray Lewis	17
3.	Adalius Thomas	15

RAVENS FUMBLE RECOVERIES (Career Leaders)

1.	Ray Lewis	19
2.	Terrell Suggs	11
3.	Rob Burnett	8

FIRST-ROUND FINDS

Since moving to Baltimore in 1996, the Ravens, led by GM Ozzie Newsome, have had 15 drafts and selected 16 players in the first round (traded away 2010 first-rounder). These picks have earned an amazing 46 combined Pro Bowls and several All-Rookie honors:

RAVENS FIRST-ROUND DRAFT PICKS

Year	Name	Pick	Pro Bowls
1996	T Jonathan Ogden*	4	11
1996	LB Ray Lewis*	26	12
1997	LB Peter Boulware*	4	4
1998	CB Duane Starks*	10	
1999	CB Chris McAlister*	10	3
2000	RB Jamal Lewis*	5	1
2000	WR Travis Taylor	10	
2001	TE Todd Heap*	31	2
2002	S Ed Reed*	24	7
2003	OLB Terrell Suggs*	10	4
2003	QB Kyle Boller	19	
2005	WR Mark Clayton*	22	
2006	DT Haloti Ngata*	12	2
2007	G Ben Grubbs*	29	
2008	QB Joe Flacco^	18	
2009	T Michael Oher*	23	

* All-Rookie Team performer ^ Diet Pepsi Rookie of the Year (NFL.com Fan Vote)

Top 10 Quick Hit:

• Of the seven players chosen in the top 10 by Baltimore, five have earned Pro Bowl status. Two of those players – Peter Boulware and Terrell Suggs – also earned Rookie of the Year honors.

PLAYOFF SACK ATTACK

LB Terrell Suggs has posted 10 sacks in eight career playoff games, including a team-high 5 during the 2010 playoffs. Dating back to 2008, Suggs' 10 QB drops rank first in NFL postseason play.

NFL POSTSEASON SACKS LEADERS (Since 2008)

Rk.	Players	Sacks	Yards
1.	Terrell Suggs	10.0	69.0
2.	LaMarr Woodley	9.0	48.0
3.	James Harrison	5.0	34.0
4.	Clay Matthews	4.5	31.5

Suggs Quick Hit:

• Suggs' 10-career playoff sacks rank first in Ravens franchise history. (Michael McCrary is second with 6).

SPECIALISTS

7

BILLY CUNDIFF

KICKER | 6-1 | 212

COLLEGE: DRAKE

EXP. (NFL/RAVENS): 6/2

HS: HARLAN (IA)

GP/GS (PLAYOFFS): 86/0 (7/0)

BORN: 3/30/80, PHOENIX, AZ

2010 SEASON HIGHLIGHTS: Earned his first Pro Bowl nod...Tied an NFL record (since the KO was moved back to the 30-yard line in 1994) and tied for second in NFL history with 40 touchbacks...Set career highs in every kicking category, connecting on 26 of 29 FGAs (89.7%) and converting all 39 PATs for 117 points

- Tied the NFL record (since the KO was moved back to the 30-yard line in 1994) with his 40th TB when he placed 2 of his 4 KOs in the end zone (both for TBs) and connected on both FGAs (25 and 47 yards) and a PAT in the 13-7 victory in **game 16 vs. Cin. (1/2/11)**
- Connected on all 3 FGAs (33, 32 and 27), all 3 PATs and kicked off 7 times, including 1 TB and had a special teams tackle in the 30-24 victory in **game 14 vs. NO (12/19)**...Topped the 100-point mark for the first time in his career...Was true on both PATs, 1 FGA (45 yards) and kicked off 4 times, placing 3 in the end zone, including 2 TBs in the 17-10 win in **game 11 vs. TB (11/28)**...Also netted a special teams tackle against the Bucs
- Kicked his 6th-career game-winning FG with 1:58 remaining in overtime (was good on all 3 FGAs - 41, 48 and 38 yards), connected on all 4 PATs and kicked off 7 times, placing all 7 in the end zone, including 4 TBs in the 37-34 victory in **game 7 vs. Buf. (10/24)**...With his 4 TBs against the Bills, Cundiff broke the Ravens' single-season record (Matt Stover - 15 in 1997) with his 18th of the season
- Was true on his lone FGA (37 yards), all 4 PATs and kicked off 6 times, placing 5 in the end zone, including a career-high 4 TBs, in the 31-17 victory in **game 5 vs. Den. (10/10)**

2010 POSTSEASON: Played in both games and led the team with 18 points, connecting on all 6 PATs and all 4 FGAs...Also kicked off 12 times, placing 3 in the end zone, including 2 TBs

- Connected on all 3 PATs, all 3 FGAs (19, 29 and 29) and kicked off 7 times, placing 3 in the end zone, including 2 touchbacks, in the 30-7 victory in the **Wild Card Game at KC (1/9/11)**...Also posted a special teams stop against the Chiefs

CAREER HIGHLIGHTS:

- Owns a Ravens' franchise record with 40 TBs in a single season (2010) and tied an NFL record (Mitch Berger, 1998)
- Tied a then-NFL record with 7 made FGs in a game (37, 49, 42, 21, 36, 52 and 25 yards) at NYG (9/15/03) while playing with Dallas (Tennessee's Rob Bironas had 8 at Hou. in 2007)
- Tied (Matt Stover) the Ravens' franchise record with 5 made FGs in a game (46, 44, 38, 36 and 20) vs. Ind. (11/22/09)
- Booted a career-long 56-yard FG vs. Det. (11/20/05) while with the Cowboys
- Has 6 career game-winning FGs, his last coming on 10/24/10 vs. Buf. (38 yards)

CAREER HONORS:

- Pro Bowler (2010)
- *Associated Press* All-Pro (2010)
- *Pro Football Weekly* All-NFL (2010)
- *Pro Football Weekly* Golden Toe (Best Plackicker or punter) (2010)
- *PFW/PFWA* first-team All-NFL (2010)
- *Sports Illustrated* Midseason All-Pro Team (2010)

7 BILLY CUNDIFF

7 BILLY CUNDIFF

REGULAR SEASON

Year	Team	GP	FG Made-Att.	Pct.	Lg	Blk	PAT Made-Att.	Pct.	Blk	Points
2002	Dallas	16	12-19	63.2	48	0	25-25	100.0	0	61
2003	Dallas	15	23-29	79.3	52	0	30-31	96.8	1	99
2004	Dallas	16	20-26	76.9	49	0	31-31	100.0	0	91
2005	Dallas	6	5-8	62.5	56	1	14-14	100.0	0	29
2006	New Orleans	5	0-1	0.0	0	0	0-0	0.0	0	0
2007										
OUT OF FOOTBALL										
2008										
OUT OF FOOTBALL										
2009	Baltimore/Cle.*	12	18-23	78.3	46	0	19-19	100.0	0	77
2010	Baltimore	16	26-29	89.7	49	0	39-39	100.0	0	117
Totals		86	104-135	77.0	56	1	162-163	99.4	1	474

*Played 5 games for Cle.

CAREER SINGLE-GAME HIGHS (REGULAR SEASON)

SCORING:

Most Points Scored: 23 (9/15/03 at NYG)

FIELD GOALS:

Number Attempted: 8 (9/15/03 at NYG)

Number Made: 7 (9/15/03 at NYG)

Longest Attempted: 56 2 times (last: 11/29/09 vs. Pit.)

Longest Made: 56 (11/20/05 vs. Det.)

PATs:

Number Attempted: 6 (12/13/09 vs. Det.)

Number Made: 6 (12/13/09 vs. Det.)

Consecutive PATs Made: 135 (9/15/03-current)

POSTSEASON

Year	Team	GP	FG Made-Att.	Pct.	Lg	Blk	PAT Made-Att.	Pct.	Blk	Points
2003	Dallas	1	1-1	100.0	37	0	1-1	100.0	0	4
2006	New Orleans	2	0-1	0.0	0	0	0-0	0.0	0	0
2009	Baltimore	2	3-3	100.0	27	0	3-3	100.0	0	12
2010	Baltimore	2	4-4	100.0	29	0	6-6	100.0	0	18
Totals		7	8-9	88.9	37	0	10-10	100.0	0	34

7 BILLY CUNDIFF

7 BILLY CUNDIFF

REGULAR SEASON

Year	Team	1-19	20-29	30-39	40-49	50+	Total	Pct.
2002	Dallas	0-0	3-3	5-7	4-8	0-1	12-19	63.2
2003	Dallas	0-0	11-11	5-6	4-7	3-5	23-29	79.3
2004	Dallas	1-1	6-6	4-4	9-13	0-2	20-26	76.9
2005	Dallas	1-1	1-1	2-5	0-0	1-1	5-8	62.5
2006	New Orleans	0-0	0-0	0-0	0-0	0-1	0-1	0.0
2007		OUT OF FOOTBALL						
2008		OUT OF FOOTBALL						
2009	Bal./Cle.	1-1	9-9	5-8	3-3	0-2	18-23	78.3
2010	Baltimore	0-0	11-11	8-9	7-8	0-1	26-29	89.7
NFL Totals		3-3	41-41	29-39	27-39	4-13	104-135	
Pcts.		100.0	100.0	74.4	69.2	30.8	77.0	

(playoff games in gold and underline)

2002 GAME-BY-GAME (with Dallas): (33,42NG);();(47,33);(35,48);(45NG,32);();(49NG);();();(21,52NG);(33NG);(21,37NG,42);(23,37,47NG);();(42);()

2003 GAME-BY-GAME (with Dallas): (33NG);(37,49,53NG,42,21,36,52,25);(26);(33,36);(51,22,28);(23);(41NG);();(51);();(24,49NG,44NG);();(29);(50NG,34,20);(24,42,21,49);();(37)

2004 GAME-BY-GAME (with Dallas): (27);(30,49NG);();(41,52NG);(47,39);(46,24);(40);(24);();(19,41NG);(52NG);(39,49,47);(42NG,34,41);(46NG);(26,23);(40,24,45)

2005 GAME-BY-GAME (with Dallas): (19,56);(34NG);(34);(34);(38NG);(24,32B)

2006 GAME-BY-GAME (with New Orleans): ();();();(51NG);();(47NG)

2009 GAME-BY-GAME (with Baltimore): (46,44,38,36,30NG,20);(24,56NG,29);();(38,25);(30NG,40);(27,35);(37NG,51NG);(27,23);(25) (with Cleveland): (29);(26,31);(24,18);();(22)

2010 GAME-BY-GAME (with Baltimore): (25); (38); (51WL, 49); (46WR, 33); (37); (26, 25); (41, 48, 38); (26, 39, 37WL, 20, 24); (); (22, 33, 49); (45); (24); (); (33, 32, 27); (27, 40); (25, 47); (19, 29, 29); (24)

POSTSEASON

Year	Team	1-19	20-29	30-39	40-49	50+	Total	Pct.
2003	Dallas	0-0	0-0	1-1	0-0	0-0	1-1	100.0
2006	New Orleans	0-0	0-0	0-0	0-1	0-0	0-1	0.0
2009	Bal./Cle.	0-0	3-3	0-0	0-0	0-0	3-3	100.0
2010	Baltimore	1-1	3-3	0-0	0-0	0-0	4-4	100.0
NFL Totals		1-1	6-6	1-1	0-1	0-0	8-9	
Pcts.		100.0	100.0	100.0	0.0	0.0	88.9	

RAVENS RANTS: K BILLY CUNDIFF

CUNDIFF'S BLASTS



K Billy Cundiff, named to his first Pro Bowl in 2010, was spectacular with his kickoffs this season. Producing an NFL-best 40 touchbacks on 79 boots, his 50.6% TBs mark also ranked as the league's best, while only 38 of his kicks were returned.

NFL KICKOFF TOUCHBACKS (2010 Season)

Rk.	Player	KO	TB	Pct.	Yds.	Avg.	Ret.
1.	Billy Cundiff	79	40	50.6	5,437	68.8	38
2.	Sebastian Janikowski	92	29	31.5	6,027	65.5	62
3.	David Akers	94	23	24.5	6,174	65.7	69
	Michael Koenen	87	23	26.4	5,912	68.0	64

Touchbacks Quick Hits:

- Cundiff produced a touchback in 15 of 16 games in 2010.
- Cundiff now owns the NFL record for single-season outdoor TBs (34).
- Cundiff tied Mitch Berger's NFL single-season record (from 1998) for TBs kicked from the 30-yard line (since 1994).
- In 2010, Cundiff produced more touchbacks through the opening six games than the 13 the Ravens had in the 2008 (9) and 2009 (4) seasons *combined*.

RECORD-SETTING SEASON

In 2010, K Billy Cundiff's 40 touchbacks tied the NFL single-season record for kickoffs from the 30-yard line (NFL moved starting point from the 35 in 1994). Minnesota's Mitch Berger also had 40 in 1998. Cundiff's 50.6% TB rate during the 2010 campaign is the best single-season mark during this time.

SINGLE-SEASON KICKOFF TOUCHBACKS (Since 1994 When NFL Moved KOs Back to 30-Yard Line)

Rk.	Player (Year)	G	KO	TB	Pct.
1.	Billy Cundiff (2010)	16	79	40	50.6
	Mitch Berger (1998)	16	112	40	35.7
3.	Rhys Lloyd (2008)	16	88	30	34.1
4.	David Buehler (2009)	16	76	29	38.2
	John Hall (1997)	16	83	29	34.9
	Craig Hentrich (1998)	16	84	29	34.5
	S. Janikowski (2010)	16	92	29	31.5

A REMARKABLE SEASON

In 2010, K Billy Cundiff compiled one the best seasons by a kicker in NFL history. Not only did his 40 touchbacks lead the league and tie for second most all time (from the 35- and 30-yard line starting points), but he also connected on 89.7% of his field goals and totaled a career-high 117 points. Below are the NFL's single-season touchback leaders and their production as FG kickers as well.

SINGLE-SEASON KICKOFF TOUCHBACKS (NFL History)

Rk.	Player (Year)	KO	TB	Pct.	FGs	Pct.	Total Pts
1.	Jason Hanson (1993)	77	46	59.7	34-43	79.1	130
2.	Billy Cundiff (2010)	79	40	50.6	26-29	89.7	117
	Mitch Berger (1998)	112	40	35.7	-- no FGA --		
4.	Morten Andersen (1991)	79	39	49.4	25-32	78.1	113
5.	Morten Andersen (1992)	81	38	46.9	29-34	85.3	120

NUMBERS TO RAVE ABOUT

26/29

Field goals on which K Billy Cundiff connected in 2010 (89.7%), including 14 straight and 26 of 28 inside the 49-yard line. He had a career-high 117 points.

TOUCHBACK KING

IN 2010, K Billy Cundiff (40) shattered the Ravens' previous single-season kickoff touchbacks record. In Week 7 vs. Buffalo, Cundiff passed Matt Stover's 15 from 1997.

RAVENS KICKOFF TOUCHBACKS (Single-Season Records)

Rk.	Player	Year	TB
1.	Billy Cundiff	2010	40
2.	Matt Stover	1997	15
3.	Wade Richey	2003	14

CUNDIFF'S GAME-WINNERS

K Billy Cundiff has connected on 6 game-winning FGs during his career, including 2 as a Raven. In Week 7's win over Buffalo, he hit a 38-yarder in OT to give Baltimore a 37-34 victory.

CUNDIFF'S CAREER GAME-WINNERS

Date	Opp.	Yards	Final Score
10/24/10	vs. Buf.	38	37-34, OT
11/29/09	vs. Pit.	29	20-17, OT
10/11/09*	at Buf.	18	6-3
10/12/03^	vs. Phi.	28	23-21
09/15/03^	at NYG	25	35-32, OT
09/29/02^	at STL	48	13-10

* with Cleveland ^ with Dallas

70 KEVIN HOUSER

LONG SNAPPER | 6-2 | 255

COLLEGE: OHIO STATE

EXP. (NFL/RAVENS): 11/1

HS: WESTLAKE (OH)

GP/GS (PLAYOFFS): 159/0 (6/0)

BORN: 8/23/77, WESTLAKE, OH

2010 SEASON HIGHLIGHTS: (2010 GP/GS: 1/0) Saw action in one regular season game for the Ravens after signing with Baltimore on 12/29 following a season-ending knee injury to LS Morgan Cox in game 15

- Snapped on all 7 punts, 2 FGAs and 1 PAT in the 13-7 victory in **game 16 vs. Cin. (1/2/11)**
- Signed with the Ravens on 12/29

2010 POSTSEASON: Played in both postseason games and snapped on all 6 PATs, 6 punts and 4 FGAs

CAREER HIGHLIGHTS:

- Has seen action in 159 career games
- Owns 21 career special teams tackles
- Posted a career-high 4 special teams tackles in 2002

70 KEVIN HOUSER

REGULAR SEASON

SPECIAL TEAMS TACKLES (21): 2000 (2); 2001 (1); 2002 (4); 2003 (3); 2004 (3); 2005 (2); 2006 (3); 2007 (2); 2008 (0); 2009 (1)

CAREER SINGLE-GAME HIGHS (REGULAR SEASON)

Total Special Teams Tackles:
2 2 times (last: 9/28/03 vs. Ind.)

4 SAM KOCH

PUNTER | 6-1 | 216

COLLEGE: NEBRASKA

EXP. (NFL/RAVENS): 5/5

HS: SEWARD (NE)

GP/GS (PLAYOFFS): 80/0 (8/0)

BORN: 8/13/82, YORK, NE

2010 SEASON HIGHLIGHTS: Finished second in the NFL with a career-high and franchise-record-tying 39 punts inside the 20 (Kyle Richardson in 1999) while punting 81 times for 3,530 yards for a 43.6 avg...Ranked second in the AFC with a 39.2 net average

- Blasted 7 punts for 318 yards (45.4 avg.) and placed a career-high-tying 5 inside the 20 in the 34-28 overtime victory in **game 13 at Hou. (12/13)**
- Punted 5 times (moving him into first place for the most punts in franchise history) for 233 yards (46.6 avg.), placing 1 inside the 20, in the 37-13 victory in **game 10 at Car. (11/21)**
- Did not punt, but completed a pass on a fake punt to CB Cary Williams (13 yards), to convert a 4th-and-10 in the 26-10 win in **game 8 vs. Mia. (11/7)**
- Punted 5 times for 221 yards (44.2 avg.), placing 3 inside the 20, becoming the Ravens' all-time leader with his 129th (Kyle Richardson - 128) in the 37-34 victory in **game 7 vs. Buf. (10/24)**...Tied for the NFL lead (Donnie Jones - STL and Jon Ryan - Sea.) with 19 IN 20 and only has 1 TB
- Booted 9 punts for 404 yards (44.9 avg.), placing a career-high 5 kicks inside the 20, in **game 6 at NE (10/17)**

2010 POSTSEASON: Punted 6 times for 277 yards (46.2 avg.), while placing 4 inside the 20 in two playoff games...Also blasted a postseason-career-high 60 yarder in the **Divisional Game at Pit. (1/15/11)**

CAREER HIGHLIGHTS:

- Has booted 402 punts (Ravens record) for a franchise-record 17,587 yards to produce a franchise-record 43.7 career average...His 38.1 career net average also ranks first in team history
- Finished second in the AFC with a 39.2 net average in 2010
- Led the AFC and was second in the NFL, placing a career-high 39 punts inside the 20 in 2010
- Koch's 39.9 net and 45.0 gross punting averages in 2008 are single-season Ravens records...Also ranks second (Dustin Colquitt, 151) in punts inside the 20 since 2006
- His 149 career punts inside the 20 rank first on the Ravens' all-time list (Kyle Richardson is second with 128)
- Blasted a franchise-record 74-yard punt at Hou. (11/9/08)

CAREER HONORS:

- Pro Bowl first Alternate (2010)
- AFC Special Teams Player of the Week (Week 16, 2008)

4 SAM KOCH

2010 Game-by-Game Ravens

Date/Opp.	Punting							BK
	No.	Yds	Avg.	Net	LG	In 20	TB	
9/13 @ NYJ	6	244	40.7	30.3	56	2	0	0
9/19 @ Cin.	7	257	36.7	35.9	51	4	0	0
9/26 vs. Cle.	3	146	48.7	48.7	60	1	0	0
10/3 @ Pit.	3	126	42.0	40.7	47	3	0	0
10/10 vs. Den.	4	174	43.5	38.5	53	1	1	0
10/17 @ NE	9	404	44.9	40.1	59	5	0	0
10/24 vs. Buf.	5	221	44.2	44.2	52	3	0	0
11/7 vs. Mia.	0	0	0.0	0	0	0	0	0
11/11 @ Atl.	4	198	49.5	45.5	53	3	0	0
11/21 @ Car.	5	233	46.6	37.2	60	1	1	0
11/28 vs. TB	7	305	43.6	38.6	58	3	1	0
12/5 vs. Pit.	6	239	39.8	34.7	48	3	1	0
12/13 @ Hou.	7	318	45.4	43.1	58	5	0	0
12/19 vs. NO	5	193	38.6	36.8	46	2	0	0
12/26 @ Cle.	3	137	45.7	40.0	50	1	0	0
1/2/11 vs. Cin.	7	335	47.9	40.9	59	2	0	0
Totals	81	3,530	43.6	39.2	60	39	4	0
Playoffs								
1/9/11 @ KC	2	62	31.0	31.0	36	2	0	0
1/15/11 @ Pit.	4	215	53.8	43.3	61	2	1	0
Totals	6	277	46.2	39.2	61	4	1	0

2010 Game-by-Game Special Teams Statistics Ravens

Date/Opp.	TT	Solo	As	FF	FR	BK
9/13 @ NYJ	1	1	0	0	0	0
9/19 @ Cin.	0	0	0	0	0	0
9/26 vs. Cle.	0	0	0	0	0	0
10/3 @ Pit.	0	0	0	0	0	0
10/10 vs. Den.	0	0	0	0	0	0
10/17 @ NE	0	0	0	0	0	0
10/24 vs. Buf.	0	0	0	0	0	0
11/7 vs. Mia.	0	0	0	0	1	0
11/11 @ Atl.	0	0	0	0	0	0
11/21 @ Car.	0	0	0	0	0	0
11/28 vs. TB	0	0	0	0	0	0
12/5 vs. Pit.	0	0	0	0	0	0
12/13 @ Hou.	0	0	0	0	0	0
12/19 vs. NO	0	0	0	0	0	0
12/26 @ Cle.	0	0	0	0	0	0
1/2/11 vs. Cin.	0	0	0	0	0	0
Totals	1	1	0	0	1	0
Playoffs						
1/9/11 @ KC	0	0	0	0	0	0
1/15/11 @ Pit.	0	0	0	0	0	0
Totals	0	0	0	0	0	0

4 SAM KOCH

REGULAR SEASON

PUNTING

Year	Team	GP	GS	No.	Yds.	Avg.	Net Avg.	LG	In 20	TB	Blk
2006	Baltimore	16	0	86	3,695	43.0	37.6	61	30	3	0
2007	Baltimore	16	0	78	3,397	43.6	36.0	64	20	9	1
2008	Baltimore	16	0	84	3,777	45.0	39.9	74	34	9	0
2009	Baltimore	16	0	73	3,188	43.7	37.9	60	26	5	1
2010	Baltimore	16	0	81	3,530	43.6	39.2	60	39	4	0
Totals		80	0	402	17,587	43.7	38.1	74	149	30	2

SPECIAL TEAMS TACKLES (7): 2006 (2); 2007 (1); 2008 (3); 2009 (0); 2010 (1)

CAREER SINGLE-GAME HIGHS (REGULAR SEASON)

Punts:	10 (11/5/07 at Pit.)
Longest:	74 (11/9/08 at Hou.)
Inside 20:	5 2 times (last: 12/13/10 at Hou.)
Net Avg.:	55.7, 3-177 (10/19/08 at Mia.)
Gross Avg.:	59.0, 3-177 (10/19/08 at Mia.)

ADDITIONAL STATISTICS: Has a pass completion for 13 yards, off a fake punt (11/7/10 vs. Mia.).

POSTSEASON

PUNTING

Year	Team	GP	GS	No.	Yds.	Avg.	Net Avg.	LG	In 20	TB	Blk
2006	Baltimore	1	0	5	190	38.0	27.4	47	1	1	0
2008	Baltimore	3	0	20	845	42.3	38.1	52	7	2	0
2009	Baltimore	2	0	9	374	41.6	35.2	59	3	0	0
2010	Baltimore	2	0	6	277	46.2	39.2	61	4	1	0
Totals		8	0	40	1,686	42.2	36.3	61	15	4	0

RAVENS RANTS: P SAM KOCH

PINNING 'EM DEEP

In Week 7 vs. Buffalo, P Sam Koch became the Ravens' all-time leader in punts inside the 20 (currently has 149 during his career). In 2010, the five-year veteran posted 39 boots inside the 20, second most in the NFL and tied for sixth best all time.

PUNTS INSIDE THE 20 (Ravens History)

Rk.	Player	In 20
1.	Sam Koch	149
2.	Kyle Richardson	128
3.	Dave Zastudil	89

PUNTS INSIDE THE 20 (2010 NFL Season)

Rk.	Player	In 20
1.	Steve Weatherford (NYJ)	42
2.	Sam Koch (Bal.)	39
3.	Andy Lee (SF)	34

In the 20 Quick Hits:

- In 2010, Koch (39) tied (Kyle Richardson, 1999) for the most single-season punts inside the 20 in Ravens history.
- Opponents called for 22 fair catches on Koch's 81 punts in 2010, tied for fifth most in the NFL.


KOCH AMONG NFL'S BEST

Since entering the NFL in 2006, P Sam Koch's 149 punts inside the 20 rank second in the league to Dustin Colquitt (151).

NFL PUNTS INSIDE THE 20 (Since 2006)

Rk.	Player	In 20
1.	Dustin Colquitt	151
2.	Sam Koch	149
3.	Chris Kluwe	141
	Andy Lee	141
	Brad Maynard	141

SOARING WITH SAM



P Sam Koch owns a 43.7 career gross average and 38.1 career net average, both marks that rank first in Ravens history. In 2008, Baltimore's punt coverage unit excelled, helping Koch produce the NFL's No. 5 net average (39.9) and No. 9 gross average (45.0) – both franchise single-season records.

CAREER GROSS PUNTING AVG. (Ravens History)

Rk.	Player	Avg.
1.	Sam Koch	43.7
2.	Dave Zastudil	41.6
3.	Kyle Richardson	41.4

CAREER NET PUNTING AVG. (Ravens History)

Rk.	Player	Avg.
1.	Sam Koch	38.1
2.	Kyle Richardson	35.4
3.	Dave Zastudil	34.8

PRIME FIELD POSITION

The Ravens' special teams units were spectacular in 2010, with K Billy Cundiff tying the NFL record for kickoff touchbacks (40) and P Sam Koch ranking No. 2 in the league with 39 punts inside the 20. Both players played an integral role in Baltimore's opponent average starting field position, which ranked third in the NFL (27.2-yard line). Only Atlanta and Kansas City were better.

OPPONENT AVG. STARTING FIELD POSITION (2010 Season)

Rk.	Team	Opp. Poss.	Avg. Start Yard Line
1.	Atlanta	180	24.3
2.	Kansas City	192	26.8
3.	Baltimore	185	27.2



– NFL STATISTICS –

- Standings
- Schedules
- Statistics



Final 2010 Regular Season NFL Standings

American Football Conference

East Division											
Team	W	L	T	Pct	PF	PA	Home	Away	Conf	Div	Streak
z-New England Patriots	14	2	0	.875	518	313	8-0-0	6-2-0	10-2-0	5-1-0	Won 8
x-New York Jets	11	5	0	.688	367	304	5-3-0	6-2-0	9-3-0	4-2-0	Won 1
Miami Dolphins	7	9	0	.438	273	333	1-7-0	6-2-0	5-7-0	2-4-0	Lost 3
Buffalo Bills	4	12	0	.250	283	425	2-6-0	2-6-0	3-9-0	1-5-0	Lost 2
North Division											
Team	W	L	T	Pct	PF	PA	Home	Away	Conf	Div	Streak
y-Pittsburgh Steelers	12	4	0	.750	375	232	5-3-0	7-1-0	9-3-0	5-1-0	Won 2
x-Baltimore Ravens	12	4	0	.750	357	270	7-1-0	5-3-0	9-3-0	4-2-0	Won 4
Cleveland Browns	5	11	0	.313	271	332	3-5-0	2-6-0	3-9-0	1-5-0	Lost 4
Cincinnati Bengals	4	12	0	.250	322	395	3-5-0	1-7-0	3-9-0	2-4-0	Lost 1
South Division											
Team	W	L	T	Pct	PF	PA	Home	Away	Conf	Div	Streak
y-Indianapolis Colts	10	6	0	.625	435	388	6-2-0	4-4-0	8-4-0	4-2-0	Won 4
Jacksonville Jaguars	8	8	0	.500	353	419	5-3-0	3-5-0	7-5-0	3-3-0	Lost 3
Houston Texans	6	10	0	.375	390	427	4-4-0	2-6-0	5-7-0	3-3-0	Won 1
Tennessee Titans	6	10	0	.375	356	339	3-5-0	3-5-0	3-9-0	2-4-0	Lost 2
West Division											
Team	W	L	T	Pct	PF	PA	Home	Away	Conf	Div	Streak
y-Kansas City Chiefs	10	6	0	.625	366	326	7-1-0	3-5-0	6-6-0	2-4-0	Lost 1
San Diego Chargers	9	7	0	.563	441	322	6-2-0	3-5-0	7-5-0	3-3-0	Won 1
Oakland Raiders	8	8	0	.500	410	371	5-3-0	3-5-0	6-6-0	6-0-0	Won 1
Denver Broncos	4	12	0	.250	344	471	3-5-0	1-7-0	3-9-0	1-5-0	Lost 1

National Football Conference

East Division											
Team	W	L	T	Pct	PF	PA	Home	Away	Conf	Div	Streak
y-Philadelphia Eagles	10	6	0	.625	439	377	4-4-0	6-2-0	7-5-0	4-2-0	Lost 2
New York Giants	10	6	0	.625	394	347	5-3-0	5-3-0	8-4-0	3-3-0	Won 1
Dallas Cowboys	6	10	0	.375	394	436	2-6-0	4-4-0	4-8-0	3-3-0	Won 1
Washington Redskins	6	10	0	.375	302	377	2-6-0	4-4-0	4-8-0	2-4-0	Lost 1
North Division											
Team	W	L	T	Pct	PF	PA	Home	Away	Conf	Div	Streak
y-Chicago Bears	11	5	0	.688	334	286	5-3-0	6-2-0	8-4-0	5-1-0	Lost 1
x-Green Bay Packers	10	6	0	.625	388	240	7-1-0	3-5-0	8-4-0	4-2-0	Won 2
Detroit Lions	6	10	0	.375	362	369	4-4-0	2-6-0	5-7-0	2-4-0	Won 4
Minnesota Vikings	6	10	0	.375	281	348	4-4-0	2-6-0	5-7-0	1-5-0	Lost 1
South Division											
Team	W	L	T	Pct	PF	PA	Home	Away	Conf	Div	Streak
z-Atlanta Falcons	13	3	0	.813	414	288	7-1-0	6-2-0	10-2-0	5-1-0	Won 1
x-New Orleans Saints	11	5	0	.688	384	307	5-3-0	6-2-0	9-3-0	4-2-0	Lost 1
Tampa Bay Buccaneers	10	6	0	.625	341	318	4-4-0	6-2-0	8-4-0	3-3-0	Won 2
Carolina Panthers	2	14	0	.125	196	408	2-6-0	0-8-0	2-10-0	0-6-0	Lost 2
West Division											
Team	W	L	T	Pct	PF	PA	Home	Away	Conf	Div	Streak
y-Seattle Seahawks	7	9	0	.438	310	407	5-3-0	2-6-0	6-6-0	4-2-0	Won 1
St. Louis Rams	7	9	0	.438	289	328	5-3-0	2-6-0	5-7-0	3-3-0	Lost 1
San Francisco 49ers	6	10	0	.375	305	346	5-3-0	1-7-0	4-8-0	4-2-0	Won 1
Arizona Cardinals	5	11	0	.313	289	434	4-4-0	1-7-0	3-9-0	1-5-0	Lost 1



2010 AFC RESULTS

NORTH

BALTIMORE RAVENS (12-4)

Sept. 13 @ New York Jets W, 10-9
 Sept. 19 @ Cincinnati L, 15-10
 Sept. 26 vs. Cleveland W, 24-17
 Oct. 3 @ Pittsburgh W, 17-14
 Oct. 10 vs. Denver W, 31-17
 Oct. 17 @ New England (OT) L, 23-20
 Oct. 24 vs. Buffalo (OT) W, 37-34
 Nov. 7 vs. Miami W, 26-10
 Nov. 11 @ Atlanta L, 26-21
 Nov. 21 @ Carolina W, 37-13
 Nov. 28 vs. Tampa Bay W, 17-10
 Dec. 5 vs. Pittsburgh L, 13-10
 Dec. 13 @ Houston (OT) W, 34-28
 Dec. 19 vs. New Orleans W, 30-24
 Dec. 26 @ Cleveland W, 20-10
 Jan. 2 vs. Cincinnati W, 13-7

CINCINNATI BENGALS (4-12)

Sept. 12 @ New England L, 38-24
 Sept. 19 vs. Baltimore W, 15-10
 Sept. 26 @ Carolina W, 20-7
 Oct. 3 @ Cleveland L, 23-20
 Oct. 10 vs. Tampa Bay L, 24-21
 Oct. 24 @ Atlanta L, 39-32
 Oct. 31 vs. Miami L, 22-14
 Nov. 8 vs. Pittsburgh L, 27-21
 Nov. 14 @ Indianapolis L, 23-17
 Nov. 21 vs. Buffalo Bills L, 49-31
 Nov. 25 @ New York Jets L, 26-10
 Dec. 5 vs. New Orleans L, 34-30
 Dec. 12 @ Pittsburgh L, 23-7
 Dec. 19 vs. Cleveland W, 19-17
 Dec. 26 vs. San Diego W, 34-20
 Jan. 2 @ Baltimore L, 13-7

CLEVELAND BROWNS (5-11)

Sept. 12 @ Tampa Bay L, 17-14
 Sept. 19 vs. Kansas City L, 16-14
 Sept. 26 @ Baltimore L, 17-24
 Oct. 3 vs. Cincinnati W, 23-20
 Oct. 10 vs. Atlanta L, 20-10
 Oct. 17 @ Pittsburgh L, 28-10
 Oct. 24 @ New Orleans W, 30-17
 Nov. 7 vs. New England W, 34-14
 Nov. 14 vs. New York Jets (OT) L, 26-20
 Nov. 21 @ Jacksonville L, 24-20
 Nov. 28 vs. Carolina W, 24-23
 Dec. 5 @ Miami W, 13-10
 Dec. 12 @ Buffalo L, 13-6
 Dec. 19 @ Cincinnati L, 19-17
 Dec. 26 vs. Baltimore L, 20-10
 Jan. 2 vs. Pittsburgh L, 41-9

PITTSBURGH STEELERS (12-4)

Sept. 12 vs. Atlanta (OT) W, 15-9
 Sept. 19 @ Tennessee W, 19-11
 Sept. 26 @ Tampa Bay W, 38-13
 Oct. 3 vs. Baltimore L, 17-14
 Oct. 17 vs. Cleveland W, 28-10
 Oct. 24 @ Miami W, 23-22
 Oct. 31 @ New Orleans L, 20-10
 Nov. 8 @ Cincinnati W, 27-21
 Nov. 14 vs. New England L, 39-26
 Nov. 21 vs. Oakland W, 35-3
 Nov. 28 @ Buffalo (OT) W, 19-16
 Dec. 5 @ Baltimore W, 13-10
 Dec. 12 vs. Cincinnati W, 23-7
 Dec. 19 vs. New York Jets L, 22-17
 Dec. 23 vs. Carolina W, 27-3
 Jan. 2 @ Cleveland W, 41-9

EAST

BUFFALO BILLS (4-12)

Sept. 12 vs. Miami L, 15-10
 Sept. 19 @ Green Bay L, 34-7
 Sept. 26 @ New England L, 38-30
 Oct. 3 vs. New York Jets L, 38-14
 Oct. 10 vs. Jacksonville L, 36-26
 Oct. 24 @ Baltimore (OT) L, 37-34
 Oct. 31 @ Kansas City (OT) L, 13-10
 Nov. 7 vs. Chicago L, 22-19
 Nov. 14 vs. Detroit W, 14-12
 Nov. 21 @ Cincinnati W, 49-31
 Nov. 28 vs. Pittsburgh (OT) L, 19-16
 Dec. 5 @ Minnesota L, 38-14
 Dec. 12 vs. Cleveland W, 13-6
 Dec. 19 @ Miami W, 17-14
 Dec. 26 vs. New England L, 34-3
 Jan. 2 @ New York Jets L, 38-7

MIAMI DOLPHINS (7-9)

Sept. 12 @ Buffalo W, 15-10
 Sept. 19 @ Minnesota W, 14-10
 Sept. 26 vs. New York Jets L, 31-23
 Oct. 4 vs. New England L, 41-14
 Oct. 17 @ Green Bay (OT) W, 23-20
 Oct. 24 vs. Pittsburgh L, 23-22
 Oct. 31 @ Cincinnati W, 22-14
 Nov. 7 @ Baltimore L, 26-10
 Nov. 14 vs. Tennessee W, 29-17
 Nov. 18 vs. Chicago L, 16-0
 Nov. 28 @ Oakland W, 33-17
 Dec. 5 vs. Cleveland L, 13-10
 Dec. 12 @ New York Jets W, 10-6
 Dec. 19 vs. Buffalo L, 17-14
 Dec. 26 vs. Detroit L, 34-27
 Jan. 2 @ New England L, 38-7

NEW ENGLAND PATRIOTS (14-2)

Sept. 12 vs. Cincinnati W, 38-24
 Sept. 19 @ New York Jets L, 28-14
 Sept. 26 vs. Buffalo W, 38-30
 Oct. 4 @ Miami W, 41-14
 Oct. 17 vs. Baltimore (OT) W, 23-20
 Oct. 24 @ San Diego W, 23-20
 Oct. 31 vs. Minnesota W, 28-18
 Nov. 7 @ Cleveland L, 34-14
 Nov. 14 @ Pittsburgh W, 39-26
 Nov. 21 vs. Indianapolis W, 31-28
 Nov. 25 @ Detroit W, 45-24
 Dec. 6 vs. New York Jets W, 45-3
 Dec. 12 @ Chicago W, 36-7
 Dec. 19 vs. Green Bay W, 31-27
 Dec. 26 @ Buffalo W, 34-3
 Jan. 2 vs. Miami W, 38-7

NEW YORK JETS (11-5)

Sept. 13 vs. Baltimore L, 10-9
 Sept. 19 vs. New England W, 28-14
 Sept. 26 @ Miami W, 31-23
 Oct. 3 @ Buffalo W, 38-14
 Oct. 11 vs. Minnesota W, 29-20
 Oct. 17 @ Denver W, 24-20
 Oct. 31 vs. Green Bay L, 9-0
 Nov. 7 @ Detroit (OT) W, 23-20
 Nov. 14 @ Cleveland (OT) W, 26-20
 Nov. 21 vs. Houston W, 30-27
 Nov. 25 vs. Cincinnati W, 26-10
 Dec. 6 @ New England L, 45-3
 Dec. 12 vs. Miami L, 10-6
 Dec. 19 @ Pittsburgh W, 22-17
 Dec. 26 @ Chicago L, 38-34
 Jan. 2 vs. Buffalo W, 38-7

SOUTH

HOUSTON TEXANS (6-10)

Sept. 12 vs. Indianapolis W, 34-24
 Sept. 19 @ Washington (OT) W, 30-27
 Sept. 26 vs. Dallas L, 27-13
 Oct. 3 @ Oakland W, 31-24
 Oct. 10 vs. New York Giants L, 34-10
 Oct. 17 vs. Kansas City W, 35-31
 Nov. 1 @ Indianapolis L, 30-17
 Nov. 7 vs. San Diego L, 29-23
 Nov. 14 @ Jacksonville L, 31-24
 Nov. 21 @ New York Jets L, 30-27
 Nov. 28 vs. Tennessee W, 20-0
 Dec. 2 @ Philadelphia L, 34-24
 Dec. 12 vs. Baltimore L, 34-28
 Dec. 19 @ Tennessee L, 31-17
 Dec. 26 @ Denver L, 24-23
 Jan. 2 vs. Jacksonville W, 34-17

INDIANAPOLIS COLTS (10-6)

Sept. 12 @ Houston L, 34-24
 Sept. 19 vs. New York Giants W, 38-14
 Sept. 26 @ Denver W, 27-13
 Oct. 3 @ Jacksonville L, 31-28
 Oct. 10 vs. Kansas City W, 19-9
 Oct. 17 @ Washington W, 27-24
 Nov. 1 vs. Houston W, 30-17
 Nov. 7 @ Philadelphia L, 26-24
 Nov. 14 vs. Cincinnati W, 23-17
 Nov. 21 @ New England L, 31-28
 Nov. 28 vs. San Diego L, 36-14
 Dec. 5 vs. Dallas (OT) L, 38-35
 Dec. 9 @ Tennessee W, 30-28
 Dec. 19 vs. Jacksonville W, 34-24
 Dec. 26 @ Oakland W, 31-26
 Jan. 2 vs. Tennessee W, 23-20

JACKSONVILLE JAGUARS (8-8)

Sept. 12 vs. Denver W, 24-17
 Sept. 19 @ San Diego L, 38-13
 Sept. 26 vs. Philadelphia L, 28-3
 Oct. 3 vs. Indianapolis W, 31-28
 Oct. 10 @ Buffalo W, 36-26
 Oct. 18 vs. Tennessee L, 30-3
 Oct. 24 @ Kansas City L, 42-20
 Oct. 31 @ Dallas W, 35-17
 Nov. 14 vs. Houston W, 31-24
 Nov. 21 vs. Cleveland W, 24-20
 Nov. 28 @ New York Giants L, 24-20
 Dec. 5 @ Tennessee W, 17-6
 Dec. 12 vs. Oakland W, 38-31
 Dec. 19 @ Indianapolis L, 34-24
 Dec. 26 vs. Washington (OT) L, 20-17
 Jan. 2 @ Houston Texans L, 34-17

TENNESSEE TITANS (6-10)

Sept. 12 vs. Oakland W, 38-13
 Sept. 19 vs. Pittsburgh L, 19-11
 Sept. 26 @ New York Giants W, 29-10
 Oct. 3 vs. Denver L, 26-20
 Oct. 10 @ Dallas W, 34-27
 Oct. 18 @ Jacksonville W, 30-3
 Oct. 24 vs. Philadelphia W, 37-19
 Oct. 31 @ San Diego L, 33-25
 Nov. 14 @ Miami L, 29-17
 Nov. 21 vs. Washington (OT) L, 19-16
 Nov. 28 @ Houston L, 20-0
 Dec. 5 vs. Jacksonville L, 17-6
 Dec. 9 vs. Indianapolis L, 30-28
 Dec. 19 vs. Houston W, 31-17
 Dec. 26 @ Kansas City L, 34-14
 Jan. 2 @ Indianapolis L, 23-20

WEST

DENVER BRONCOS (4-12)

Sept. 12 @ Jacksonville L, 24-17
 Sept. 19 vs. Seattle W, 31-14
 Sept. 26 vs. Indianapolis L, 27-13
 Oct. 3 @ Tennessee W, 26-20
 Oct. 10 @ Baltimore L, 31-17
 Oct. 17 vs. New York Jets L, 24-20
 Oct. 24 vs. Oakland L, 59-14
 Oct. 31 @ San Francisco L, 24-16
 Nov. 14 vs. Kansas City W, 49-29
 Nov. 22 @ San Diego L, 35-14
 Nov. 28 vs. St. Louis L, 36-33
 Dec. 5 @ Kansas City L, 10-6
 Dec. 12 @ Arizona L, 43-13
 Dec. 19 @ Oakland L, 39-23
 Dec. 26 vs. Houston W, 24-23
 Jan. 2 vs. San Diego L, 33-28

KANSAS CITY CHIEFS (10-6)

Sept. 13 vs. San Diego W, 21-14
 Sept. 19 @ Cleveland W, 16-14
 Sept. 26 vs. San Francisco W, 31-10
 Oct. 10 @ Indianapolis L, 19-9
 Oct. 17 @ Houston L, 35-31
 Oct. 24 vs. Jacksonville W, 42-20
 Oct. 31 vs. Buffalo (OT) W, 13-10
 Nov. 7 @ Oakland (OT) L, 23-20
 Nov. 14 @ Denver L, 49-29
 Nov. 21 vs. Arizona W, 31-13
 Nov. 28 @ Seattle W, 42-24
 Dec. 5 vs. Denver W, 10-6
 Dec. 12 @ San Diego L, 31-0
 Dec. 19 @ St. Louis W, 27-13
 Dec. 26 vs. Tennessee W, 34-14
 Jan. 2 vs. Oakland L, 31-10

OAKLAND RAIDERS (8-8)

Sept. 12 @ Tennessee L, 38-13
 Sept. 19 vs. St. Louis W, 16-14
 Sept. 26 @ Arizona L, 24-23
 Oct. 3 vs. Houston L, 31-24
 Oct. 10 vs. San Diego W, 35-27
 Oct. 17 @ San Francisco L, 17-9
 Oct. 24 @ Denver W, 59-14
 Oct. 31 vs. Seattle W, 33-3
 Nov. 7 vs. Kansas City (OT) W, 23-20
 Nov. 21 @ Pittsburgh L, 35-3
 Nov. 28 vs. Miami L, 33-17
 Dec. 5 @ San Diego W, 28-13
 Dec. 12 @ Jacksonville L, 38-31
 Dec. 19 vs. Denver W, 39-23
 Dec. 26 vs. Indianapolis L, 31-26
 Jan. 2 @ Kansas City W, 31-10

SAN DIEGO CHARGERS (9-7)

Sept. 13 @ Kansas City L, 21-14
 Sept. 19 vs. Jacksonville W, 38-13
 Sept. 26 @ Seattle L, 27-20
 Oct. 3 vs. Arizona W, 41-10
 Oct. 10 @ Oakland L, 35-27
 Oct. 17 @ St. Louis L, 20-17
 Oct. 24 vs. New England L, 23-20
 Oct. 31 vs. Tennessee W, 33-25
 Nov. 7 @ Houston W, 29-23
 Nov. 22 vs. Denver W, 35-14
 Nov. 28 @ Indianapolis W, 36-14
 Dec. 5 vs. Oakland L, 28-13
 Dec. 12 vs. Kansas City W, 31-0
 Dec. 16 vs. San 49ers W, 34-7
 Dec. 26 @ Cincinnati L, 34-20
 Jan. 2 @ Denver W, 33-28



2010 NFC RESULTS

NORTH

CHICAGO BEARS (11-5)

Sept. 12 vs. Detroit W, 19-14
 Sept. 19 @ Dallas W, 27-20
 Sept. 27 vs. Green Bay W, 20-17
 Oct. 3 @ New York Giants L, 17-3
 Oct. 10 @ Carolina W, 23-6
 Oct. 17 vs. Seattle L, 23-20
 Oct. 24 vs. Washington L, 17-14
 Nov. 7 @ Buffalo W, 22-19
 Nov. 14 vs. Minnesota W, 27-13
 Nov. 18 @ Miami W, 16-0
 Nov. 28 vs. Philadelphia W, 31-26
 Dec. 5 @ Detroit W, 24-20
 Dec. 12 vs. New England L, 36-6
 Dec. 20 @ Minnesota W, 40-14
 Dec. 26 vs. New York Jets W, 38-34
 Jan. 2 @ Green Bay L, 10-3

DETROIT LIONS (6-10)

Sept. 12 @ Chicago L, 19-14
 Sept. 19 vs. Philadelphia L, 35-32
 Sept. 26 @ Minnesota L, 24-10
 Oct. 3 @ Green Bay L, 28-26
 Oct. 10 vs. St. Louis W, 44-6
 Oct. 17 @ New York Giants L, 28-20
 Oct. 31 vs. Washington W, 37-25
 Nov. 7 vs. New York Jets(OT) L, 23-20
 Nov. 14 @ Buffalo L, 14-12
 Nov. 21 @ Dallas L, 35-19
 Nov. 25 vs. New England L, 45-24
 Dec. 5 vs. Chicago L, 24-20
 Dec. 12 vs. Green Bay W, 7-3
 Dec. 19 @ Tampa Bay (OT) W, 23-20
 Dec. 26 @ Miami W, 34-27
 Jan. 2 vs. Minnesota W, 20-13

GREEN BAY PACKERS (10-6)

Sept. 12 @ Philadelphia W, 27-20
 Sept. 19 vs. Buffalo W, 34-7
 Sept. 27 @ Chicago L, 20-17
 Oct. 3 vs. Detroit W, 28-26
 Oct. 10 @ Washington L, 16-13
 Oct. 17 vs. Miami (OT) L, 23-20
 Oct. 24 vs. Minnesota W, 28-24
 Oct. 31 @ New York Jets W, 9-0
 Nov. 7 vs. Dallas W, 45-7
 Nov. 21 @ Minnesota W, 31-3
 Nov. 28 @ Atlanta L, 20-17
 Dec. 5 vs. San Francisco W, 34-16
 Dec. 12 @ Detroit L, 7-3
 Dec. 19 @ New England L, 31-27
 Dec. 26 vs. NY Giants W, 45-17
 Jan. 2 vs. Chicago W, 10-3

MINNESOTA VIKINGS (6-10)

Sept. 9 @ New Orleans L, 14-9
 Sept. 19 vs. Miami L, 14-10
 Sept. 26 vs. Detroit W, 24-10
 Oct. 11 @ New York Jets L, 29-20
 Oct. 17 vs. Dallas W, 24-21
 Oct. 24 @ Green Bay L, 28-24
 Oct. 31 @ New England L, 28-18
 Nov. 7 vs. Arizona W, 27-24
 Nov. 14 @ Chicago L, 27-13
 Nov. 21 vs. Green Bay L, 31-3
 Nov. 28 @ Washington W, 17-13
 Dec. 5 @ Buffalo W, 38-14
 Dec. 12 vs. New York Giants L, 21-3
 Dec. 20 vs. Chicago L, 40-14
 Dec. 28 @ Philadelphia W, 24-14
 Jan. 2 @ Detroit L, 20-13

EAST

DALLAS COWBOYS (6-10)

Sept. 12 @ Washington L, 13-7
 Sept. 19 vs. Chicago L, 27-20
 Sept. 26 @ Houston W, 27-13
 Oct. 10 vs. Tennessee L, 34-27
 Oct. 17 @ Minnesota L, 24-21
 Oct. 25 vs. New York Giants L, 41-35
 Oct. 31 vs. Jacksonville L, 35-17
 Nov. 7 @ Green Bay L, 45-7
 Nov. 14 @ New York Giants W, 33-20
 Nov. 21 vs. Detroit W, 35-19
 Nov. 25 vs. New Orleans L, 30-27
 Dec. 5 @ Indianapolis (OT) W, 38-35
 Dec. 12 vs. Philadelphia L, 30-27
 Dec. 19 vs. Washington W, 33-30
 Dec. 25 @ Arizona L, 27-26
 Jan. 2 @ Philadelphia W, 14-13

NEW YORK GIANTS (10-6)

Sept. 12 vs. Carolina W, 31-18
 Sept. 19 @ Indianapolis L, 38-14
 Sept. 26 vs. Tennessee L, 29-10
 Oct. 3 @ Green Bay W, 17-3
 Oct. 10 @ Houston W, 34-10
 Oct. 17 vs. Detroit W, 28-20
 Oct. 25 @ Dallas W, 41-35
 Nov. 7 @ Seattle W, 41-7
 Nov. 14 vs. Dallas L, 33-20
 Nov. 21 @ Philadelphia L, 27-17
 Nov. 28 vs. Jacksonville W, 24-20
 Dec. 5 vs. Washington W, 31-7
 Dec. 12 @ Minnesota W, 21-3
 Dec. 19 vs. Philadelphia L, 38-31
 Dec. 26 @ Green Bay L, 45-17
 Jan. 2 @ Washington W, 17-14

PHILADELPHIA EAGLES (10-6)

Sept. 12 vs. Green Bay L, 27-20
 Sept. 19 @ Detroit W, 35-32
 Sept. 26 @ Jacksonville W, 28-3
 Oct. 3 vs. Washington L, 17-12
 Oct. 10 @ San Francisco W, 27-24
 Oct. 17 vs. Atlanta W, 31-17
 Oct. 24 @ Tennessee L, 37-19
 Nov. 7 vs. Indianapolis W, 26-24
 Nov. 15 @ Washington W, 59-28
 Nov. 21 vs. New York Giants W, 27-17
 Nov. 28 @ Chicago L, 31-26
 Dec. 2 vs. Houston W, 34-24
 Dec. 12 @ Dallas W, 30-27
 Dec. 19 @ New York Giants W, 38-31
 Dec. 28 vs. Minnesota L, 24-14
 Jan. 2 vs. Dallas L, 14-13

WASHINGTON REDSKINS (6-10)

Sept. 12 vs. Dallas W, 13-7
 Sept. 19 vs. Houston (OT) L, 30-27
 Sept. 26 @ St. Louis L, 30-16
 Oct. 3 @ Philadelphia W, 17-12
 Oct. 10 vs. Green Bay (OT) W, 16-13
 Oct. 17 vs. Indianapolis L, 27-24
 Oct. 24 @ Chicago W, 17-14
 Oct. 31 @ Detroit L, 37-25
 Nov. 15 vs. Philadelphia L, 59-28
 Nov. 21 @ Tennessee (OT) W, 19-16
 Nov. 28 vs. Minnesota L, 17-13
 Dec. 5 @ New York Giants L, 31-7
 Dec. 12 vs. Tampa Bay L, 17-16
 Dec. 19 @ Dallas L, 33-30
 Dec. 26 @ Jacksonville (OT) W, 20-17
 Jan. 2 vs. NY Giants W, 17-14

SOUTH

ATLANTA FALCONS (13-3)

Sept. 12 @ Pittsburgh (OT) L, 15-9
 Sept. 19 vs. Arizona W, 41-7
 Sept. 26 @ New Orleans (OT) W, 27-24
 Oct. 3 vs. San Francisco W, 23-20
 Oct. 10 @ Cleveland W, 20-10
 Oct. 17 @ Philadelphia L, 31-17
 Oct. 24 vs. Cincinnati W, 39-32
 Nov. 7 vs. Tampa Bay W, 27-21
 Nov. 11 vs. Baltimore W, 26-21
 Nov. 21 @ St. Louis W, 34-17
 Nov. 28 vs. Green Bay W, 20-17
 Dec. 5 @ Tampa Bay W, 28-24
 Dec. 12 @ Carolina W, 31-10
 Dec. 19 @ Seattle W, 34-18
 Dec. 27 vs. New Orleans L, 17-14
 Jan. 2 vs. Carolina W, 31-10

CAROLINA PANTHERS (2-14)

Sept. 12 @ New York Giants L, 31-18
 Sept. 19 vs. Tampa Bay L, 20-7
 Sept. 26 vs. Cincinnati L, 20-7
 Oct. 3 @ New Orleans L, 16-14
 Oct. 10 vs. Chicago L, 23-6
 Oct. 24 vs. San Francisco W, 23-20
 Oct. 31 @ St. Louis L, 20-10
 Nov. 7 vs. New Orleans L, 34-3
 Nov. 14 @ Tampa Bay L, 31-16
 Nov. 21 vs. Baltimore L, 37-13
 Nov. 28 @ Cleveland L, 24-23
 Dec. 5 @ Seattle L, 31-14
 Dec. 12 vs. Atlanta L, 31-10
 Dec. 19 vs. Arizona W, 19-12
 Dec. 23 @ Pittsburgh L, 27-3
 Jan. 2 @ Atlanta L, 31-10

NEW ORLEANS SAINTS (11-5)

Sept. 9 vs. Minnesota W, 14-9
 Sept. 20 @ San Francisco W, 25-22
 Sept. 26 vs. Atlanta (OT) L, 27-24
 Oct. 3 vs. Carolina W, 16-14
 Oct. 10 @ Arizona L, 30-20
 Oct. 17 @ Tampa Bay W, 31-6
 Oct. 24 vs. Cleveland L, 30-17
 Oct. 31 vs. Pittsburgh W, 20-10
 Nov. 7 @ Carolina W, 34-3
 Nov. 21 vs. Seattle W, 34-19
 Nov. 25 @ Dallas W, 30-27
 Dec. 5 @ Cincinnati W, 34-30
 Dec. 12 vs. St. Louis W, 31-13
 Dec. 19 @ Baltimore L, 30-24
 Dec. 27 @ Atlanta W, 17-14
 Jan. 2 vs. Tampa Bay L, 23-13

TAMPA BAY BUCCANEERS (10-6)

Sept. 12 vs. Cleveland W, 17-14
 Sept. 19 @ Carolina W, 20-7
 Sept. 26 vs. Pittsburgh L, 38-13
 Oct. 10 @ Cincinnati W, 24-21
 Oct. 17 vs. New Orleans L, 31-6
 Oct. 24 vs. St. Louis W, 18-17
 Oct. 31 @ Arizona W, 38-35
 Nov. 7 @ Atlanta L, 27-21
 Nov. 14 vs. Carolina W, 31-16
 Nov. 21 @ San Francisco W, 21-0
 Nov. 28 @ Baltimore L, 17-10
 Dec. 5 vs. Atlanta L, 28-24
 Dec. 12 @ Washington W, 17-16
 Dec. 19 vs. Detroit (OT) L, 23-20
 Dec. 26 vs. Seattle W, 38-15
 Jan. 2 @ New Orleans W, 23-13

WEST

ARIZONA CARDINALS (5-11)

Sept. 12 @ St. Louis W, 17-13
 Sept. 19 @ Atlanta L, 41-7
 Sept. 26 vs. Oakland W, 24-23
 Oct. 3 @ San Diego L, 41-10
 Oct. 10 vs. New Orleans W, 30-20
 Oct. 24 @ Seattle L, 22-10
 Oct. 31 vs. Tampa Bay L, 38-35
 Nov. 7 @ Minnesota L, 27-24
 Nov. 14 vs. Seattle L, 36-18
 Nov. 21 @ Kansas City L, 31-13
 Nov. 29 vs. San Francisco L, 27-6
 Dec. 5 vs. St. Louis L, 19-6
 Dec. 12 vs. Denver W, 43-13
 Dec. 19 @ Carolina L, 19-12
 Dec. 25 vs. Dallas W, 27-26
 Jan. 2 @ San Francisco L, 38-7

SAN FRANCISCO 49ERS (6-10)

Sept. 12 @ Seattle L, 31-6
 Sept. 20 vs. New Orleans L, 25-22
 Sept. 26 @ Kansas City L, 31-10
 Oct. 3 @ Atlanta L, 16-14
 Oct. 10 vs. Philadelphia L, 27-24
 Oct. 17 vs. Oakland W, 17-9
 Oct. 24 @ Carolina L, 23-20
 Oct. 31 vs. Denver W, 24-16
 Nov. 14 vs. St. Louis (OT) W, 23-20
 Nov. 21 vs. Tampa Bay L, 21-0
 Nov. 29 @ Arizona W, 27-6
 Dec. 5 @ Green Bay L, 34-16
 Dec. 12 vs. Seattle W, 40-21
 Dec. 16 @ San Diego L, 34-7
 Dec. 26 @ St. Louis L, 25-17
 Jan. 2 vs. Arizona W, 38-7

SEATTLE SEAHAWKS (7-9)

Sept. 12 vs. San Francisco W, 31-6
 Sept. 19 @ Denver L, 31-14
 Sept. 26 vs. San Diego W, 27-20
 Oct. 3 @ St. Louis L, 20-3
 Oct. 17 @ Chicago W, 23-30
 Oct. 24 vs. Arizona W, 22-10
 Oct. 31 @ Oakland L, 33-3
 Nov. 7 vs. New York Giants L, 41-7
 Nov. 14 @ Arizona W, 36-18
 Nov. 21 @ New Orleans L, 34-19
 Nov. 28 vs. Kansas City L, 42-24
 Dec. 5 vs. Carolina W, 31-14
 Dec. 12 @ San Francisco L, 40-21
 Dec. 19 vs. Atlanta L, 34-18
 Dec. 26 @ Tampa Bay L, 38-15
 Jan. 2 vs. St. Louis Rams W, 16-6

ST. LOUIS RAMS (7-9)

Sept. 12 vs. Arizona L, 17-13
 Sept. 19 @ Oakland L, 16-14
 Sept. 26 vs. Washington W, 30-16
 Oct. 3 vs. Seattle W, 20-3
 Oct. 10 @ Detroit L, 44-6
 Oct. 17 vs. San Diego W, 20-17
 Oct. 24 @ Tampa Bay L, 17-18
 Oct. 31 vs. Carolina W, 20-10
 Nov. 14 @ San Francisco (OT) L, 23-20
 Nov. 21 vs. Atlanta L, 34-17
 Nov. 28 @ Denver W, 36-33
 Dec. 5 @ Arizona W, 19-6
 Dec. 12 @ New Orleans L, 31-13
 Dec. 19 vs. Kansas City L, 27-13
 Dec. 26 vs. San Francisco W, 25-17
 Jan. 2 @ Seattle L, 16-6



WEEK 17 / THROUGH SUNDAY, JANUARY 2, 2011

OFFENSE	Balt.	Buff.	Cin.	Clev.	Denv.	Hou.	Ind.	Jax
GAMES (Won-Lost)	12-4	4-12	4-12	5-11	4-12	6-10	10-6	8-8
FIRST DOWNS	303	263	317	265	309	360	366	330
Rushing	97	82	85	87	81	118	87	148
Passing	175	166	206	154	204	222	253	161
Penalty	31	15	26	24	24	20	26	21
YDS GAINED (tot)	5166	4878	5289	4635	5582	6186	6092	5460
Avg per Game	322.9	304.9	330.6	289.7	348.9	386.6	380.8	341.3
RUSHING (net)	1831	1720	1522	1646	1544	2042	1483	2395
Avg per Game	114.4	107.5	95.1	102.9	96.5	127.6	92.7	149.7
Rushes	487	401	428	413	398	423	393	512
Yards per Rush	3.8	4.3	3.6	4.0	3.9	4.8	3.8	4.7
PASSING (net)	3335	3158	3767	2989	4038	4144	4609	3065
Avg per Game	208.4	197.4	235.4	186.8	252.4	259.0	288.1	191.6
Passes Att.	491	519	590	478	580	574	679	469
Completed	308	296	365	296	334	365	450	291
Pct Completed	62.7	57.0	61.9	61.9	57.6	63.6	66.3	62.0
Yards Gained	3629	3371	3988	3203	4307	4370	4700	3356
Sacked	40	34	28	36	40	32	16	38
Yards Lost	294	213	221	214	269	226	91	291
Had intercepted	10	21	20	18	12	12	17	21
Yards Opp Ret	191	330	424	267	255	107	277	263
Opp TDs on Int	0	2	5	3	1	2	4	1
PUNTS	81	75	72	78	86	63	69	57
Avg Yards	43.6	42.4	41.6	43.9	44.6	42.1	42.2	43.8
PUNT RETURNS	43	32	36	22	31	35	31	36
Avg Return	7.4	10.5	7.2	10.7	10.4	6.7	6.9	10.0
Returned for TD	0	0	0	0	0	0	0	1
KICKOFF RETURNS	55	69	71	70	59	67	67	80
Avg Return	24.7	21.1	21.8	17.0	24.3	19.8	19.6	23.8
Returned for TD	1	1	0	0	1	0	1	0
PENALTIES	90	82	90	78	98	90	79	83
Yards Penalized	673	633	725	675	944	690	709	675
FUMBLES BY	22	33	21	29	29	15	14	23
Fumbles Lost	10	18	14	11	15	6	8	12
Opp Fumbles	24	20	20	16	22	16	24	12
Opp Fum Lost	8	11	10	9	8	5	11	5
POSS. TIME (avg)	30:42	27:40	31:14	27:55	28:09	29:03	29:41	31:43
TOUCHDOWNS	40	34	36	29	40	44	51	41
Rushing	11	6	8	13	13	20	13	14
Passing	25	24	26	13	25	24	33	26
Returns	4	4	2	3	2	0	5	1
EXTRA-PT KICKS	39/39	31/32	30/32	28/28	38/39	43/43	51/51	41/41
2-PT CONVERSIONS	0/0	0/2	2/4	0/1	0/1	1/1	0/0	0/0
FIELD GOALS/FGA	26/29	16/21	24/31	23/28	22/25	27/30	26/28	22/28
POINTS SCORED	357	283	322	271	344	390	435	353
DEFENSE	Balt.	Buff.	Cin.	Clev.	Denv.	Hou.	Ind.	Jax
POINTS ALLOWED	270	425	395	332	471	427	388	419
OPP FIRST DOWNS	284	335	290	317	334	352	314	316
Rushing	79	138	97	102	126	113	111	98
Passing	187	179	170	195	184	211	190	197
Penalty	18	18	23	20	24	28	13	21
OPP YARDS GAINED	5102	5786	5312	5601	6253	6031	5465	5949
Avg per Game	318.9	361.6	332.0	350.1	390.8	376.9	341.6	371.8
OPP RUSHING (net)	1503	2714	1843	2070	2473	1751	2032	1945
Avg per Game	93.9	169.6	115.2	129.4	154.6	109.4	127.0	121.6
Rushes	384	571	416	505	531	433	445	416
Yards per Rush	3.9	4.8	4.4	4.1	4.7	4.0	4.6	4.7
OPP PASSING (net)	3599	3072	3469	3531	3780	4280	3433	4004
Avg per Game	224.9	192.0	216.8	220.7	236.3	267.5	214.6	250.3
Passes Att.	596	473	514	507	502	547	535	506
Completed	349	294	326	309	297	354	356	329
Pct Completed	58.6	62.2	63.4	60.9	59.2	64.7	66.5	65.0
Sacked	27	27	27	29	23	30	30	26
Yards Lost	190	181	179	178	156	219	194	189
INTERCEPTED BY	19	11	16	19	10	13	10	13
Yards Returned	289	210	200	320	118	90	206	105
Returned for TD	3	2	1	2	0	0	2	0
OPP PUNT RETURNS	34	32	26	40	50	29	28	19
Avg return	8.1	9.3	4.8	7.1	11.0	8.0	10.7	6.5
OPP KICKOFF RET	38	57	64	54	51	72	73	59
Avg return	26.0	21.7	23.5	17.8	24.7	24.2	25.8	21.5
OPP TOUCHDOWNS	27	48	44	36	55	52	42	50
Rushing	5	18	15	7	26	16	14	19
Passing	22	28	21	26	26	33	22	28
Returns	0	2	8	3	3	3	6	3



WEEK 17 / THROUGH SUNDAY, JANUARY 2, 2011

OFFENSE	K.C.	Miami	N.E.	NY-J	Oak.	Pitt.	S.D.	Tenn.
GAMES (Won-Lost)	10-6	7-9	14-2	11-5	8-8	12-4	9-7	6-10
FIRST DOWNS	319	300	335	307	306	295	357	252
Rushing	129	91	119	118	113	106	94	73
Passing	167	189	196	171	159	175	236	155
Penalty	23	20	20	18	34	14	27	24
YDS GAINED (tot)	5595	5170	5820	5616	5674	5525	6329	4834
Avg per Game	349.7	323.1	363.8	351.0	354.6	345.3	395.6	302.1
RUSHING (net)	2627	1643	1973	2374	2494	1924	1810	1727
Avg per Game	164.2	102.7	123.3	148.4	155.9	120.3	113.1	107.9
Rushes	556	445	454	534	504	471	457	406
Yards per Rush	4.7	3.7	4.3	4.4	4.9	4.1	4.0	4.3
PASSING (net)	2968	3527	3847	3242	3180	3601	4519	3107
Avg per Game	185.5	220.4	240.4	202.6	198.8	225.1	282.4	194.2
Passes Att.	475	557	507	525	491	479	544	474
Completed	274	335	331	288	279	298	359	273
Pct Completed	57.7	60.1	65.3	54.9	56.8	62.2	66.0	57.6
Yards Gained	3189	3755	4022	3420	3471	3890	4746	3278
Sacked	32	38	25	28	44	43	38	27
Yards Lost	221	228	175	178	291	289	227	171
Had intercepted	8	21	5	14	16	9	13	15
Yards Opp Ret	57	201	12	134	204	122	167	120
Opp TDs on Int	1	2	0	1	0	1	0	1
PUNTS	90	75	58	84	78	74	56	77
Avg Yards	43.8	44.9	43.2	42.6	46.8	44.3	43.4	42.9
PUNT RETURNS	52	28	27	56	55	37	40	27
Avg Return	10.1	10.5	13.4	9.4	7.0	6.1	10.5	12.2
Returned for TD	1	0	1	0	0	0	0	1
KICKOFF RETURNS	58	56	56	63	68	49	56	64
Avg Return	19.7	21.4	22.0	25.2	22.5	23.5	24.0	24.3
Returned for TD	0	0	2	2	3	1	0	1
PENALTIES	90	72	83	103	148	100	84	128
Yards Penalized	771	595	766	934	1276	903	677	1040
FUMBLES BY	15	24	9	23	32	22	25	22
Fumbles Lost	6	10	5	7	10	9	16	14
Opp Fumbles	23	22	20	25	21	28	13	25
Opp Fum Lost	9	8	13	18	12	14	7	8
POSS. TIME (avg)	31:04	30:42	29:00	32:03	31:07	31:53	33:03	25:54
TOUCHDOWNS	44	26	65	39	44	41	51	40
Rushing	13	8	19	14	19	15	18	13
Passing	27	17	37	20	18	22	30	24
Returns	4	1	9	5	7	4	3	3
EXTRA-PT KICKS	42/42	25/25	62/64	37/37	43/43	38/38	48/48	38/38
2-PT CONVERSIONS	0/2	0/1	0/1	1/1	0/1	2/2	2/3	1/2
FIELD GOALS/FGA	20/26	30/41	22/25	30/39	33/41	29/37	27/33	24/26
POINTS SCORED	366	273	518	367	410	375	441	356

DEFENSE	K.C.	Miami	N.E.	NY-J	Oak.	Pitt.	S.D.	Tenn.
POINTS ALLOWED	326	333	313	304	371	232	322	339
OPP FIRST DOWNS	293	264	348	272	292	272	247	356
Rushing	88	84	99	70	98	61	77	107
Passing	186	166	226	169	150	182	153	214
Penalty	19	14	23	33	44	29	17	35
OPP YARDS GAINED	5283	4949	5864	4664	5165	4429	4345	5883
Avg per Game	330.2	309.3	366.5	291.5	322.8	276.8	271.6	367.7
OPP RUSHING (net)	1764	1601	1728	1454	2138	1004	1500	1851
Avg per Game	110.3	100.1	108.0	90.9	133.6	62.8	93.8	115.7
Rushes	408	447	409	408	474	333	404	474
Yards per Rush	4.3	3.6	4.2	3.6	4.5	3.0	3.7	3.9
OPP PASSING (net)	3519	3348	4136	3210	3027	3425	2845	4032
Avg per Game	219.9	209.3	258.5	200.6	189.2	214.1	177.8	252.0
Passes Att.	581	502	611	531	470	593	488	625
Completed	319	288	388	269	249	363	285	410
Pct Completed	54.9	57.4	63.5	50.7	53.0	61.2	58.4	65.6
Sacked	39	39	36	40	47	48	47	40
Yards Lost	258	225	212	244	292	319	290	272
INTERCEPTED BY	14	11	25	12	12	21	16	17
Yards Returned	204	66	419	214	105	248	240	198
Returned for TD	3	0	4	3	2	3	3	1
OPP PUNT RETURNS	42	43	25	27	46	32	28	35
Avg return	8.6	10.6	7.2	11.1	8.7	9.2	18.9	6.1
OPP KICKOFF RET	66	53	81	73	61	77	84	56
Avg return	20.2	24.6	22.5	19.6	23.1	20.0	22.4	24.8
OPP TOUCHDOWNS	38	36	36	36	44	22	39	32
Rushing	11	8	10	11	14	5	14	7
Passing	23	22	25	24	29	15	18	23
Returns	4	6	1	1	1	2	7	2



WEEK 17 / THROUGH SUNDAY, JANUARY 2, 2011

OFFENSE	Ariz.	Atl.	Car.	Chi.	Dal.	Det.	G.B.	Minn.
GAMES (Won-Lost)	5-11	13-3	2-14	11-5	6-10	6-10	10-6	6-10
FIRST DOWNS	241	353	225	263	327	304	312	289
Rushing	67	111	78	76	104	83	88	104
Passing	154	200	125	163	201	199	204	159
Penalty	20	42	22	24	22	22	20	26
YDS GAINED (tot)	4309	5458	4135	4631	5828	5423	5730	5039
Avg per Game	269.3	341.1	258.4	289.4	364.3	338.9	358.1	314.9
RUSHING (net)	1388	1891	1846	1616	1786	1613	1606	1942
Avg per Game	86.8	118.2	115.4	101.0	111.6	100.8	100.4	121.4
Rushes	320	497	428	414	428	404	421	441
Yards per Rush	4.3	3.8	4.3	3.9	4.2	4.0	3.8	4.4
PASSING (net)	2921	3567	2289	3015	4042	3810	4124	3097
Avg per Game	182.6	222.9	143.1	188.4	252.6	238.1	257.8	193.6
Passes Att.	561	577	484	466	576	633	541	505
Completed	285	361	256	276	379	383	352	305
Pct Completed	50.8	62.6	52.9	59.2	65.8	60.5	65.1	60.4
Yards Gained	3264	3725	2635	3397	4208	4001	4355	3327
Sacked	50	23	50	56	31	27	38	36
Yards Lost	343	158	346	382	166	191	231	230
Had intercepted	19	9	21	21	19	16	13	26
Yards Opp Ret	389	123	270	247	277	239	148	427
Opp TDs on Int	4	0	5	2	3	2	1	3
PUNTS	94	75	95	83	66	90	71	83
Avg Yards	43.4	40.2	43.1	40.1	47.2	44.6	43.9	43.0
PUNT RETURNS	42	19	39	33	24	30	41	42
Avg Return	7.0	12.1	9.6	17.1	15.9	12.1	7.9	8.6
Returned for TD	0	1	0	3	3	0	0	0
KICKOFF RETURNS	84	46	74	59	74	61	62	64
Avg Return	24.8	26.5	21.9	25.4	21.2	24.9	20.1	22.3
Returned for TD	2	1	0	0	0	1	0	1
PENALTIES	108	58	106	91	109	136	78	100
Yards Penalized	870	598	918	768	863	1018	617	769
FUMBLES BY	33	12	31	19	28	20	20	20
Fumbles Lost	16	8	16	10	11	9	9	11
Opp Fumbles	22	23	22	37	20	31	22	17
Opp Fum Lost	13	9	12	14	10	15	8	11
POSS. TIME (avg)	26:14	32:15	27:24	29:31	31:11	29:34	31:36	30:15
TOUCHDOWNS	31	47	17	37	46	41	46	33
Rushing	9	14	7	10	10	11	11	16
Passing	10	28	9	23	29	26	31	14
Returns	12	5	1	4	7	4	4	3
EXTRA-PT KICKS	29/29	44/44	17/17	35/35	42/44	35/36	46/46	30/31
2-PT CONVERSIONS	1/2	2/3	0/0	1/2	2/2	2/5	0/0	1/2
FIELD GOALS/FGA	24/27	28/31	25/29	25/30	24/32	25/30	22/28	17/18
POINTS SCORED	289	414	196	334	394	362	388	281

DEFENSE	Ariz.	Atl.	Car.	Chi.	Dal.	Det.	G.B.	Minn.
POINTS ALLOWED	434	288	408	286	436	369	240	348
OPP FIRST DOWNS	339	284	328	282	309	320	270	276
Rushing	123	87	121	88	84	98	82	87
Passing	178	183	176	183	200	187	163	178
Penalty	38	14	31	11	25	35	25	11
OPP YARDS GAINED	5977	5319	5374	5029	5628	5497	4945	5002
Avg per Game	373.6	332.4	335.9	314.3	351.8	343.6	309.1	312.6
OPP RUSHING (net)	2323	1694	1981	1441	1734	1999	1838	1635
Avg per Game	145.2	105.9	123.8	90.1	108.4	124.9	114.9	102.2
Rushes	526	366	503	386	402	443	395	417
Yards per Rush	4.4	4.6	3.9	3.7	4.3	4.5	4.7	3.9
OPP PASSING (net)	3654	3625	3393	3588	3894	3498	3107	3367
Avg per Game	228.4	226.6	212.1	224.3	243.4	218.6	194.2	210.4
Passes Att.	533	560	526	582	540	518	527	529
Completed	324	364	326	363	348	330	296	333
Pct Completed	60.8	65.0	62.0	62.4	64.4	63.7	56.2	62.9
Sacked	33	31	31	34	35	44	47	31
Yards Lost	227	221	224	232	257	288	333	177
INTERCEPTED BY	17	22	17	21	20	14	24	15
Yards Returned	424	337	285	332	302	194	318	152
Returned for TD	3	2	1	1	3	2	3	1
OPP PUNT RETURNS	35	28	54	39	33	54	31	32
Avg return	13.1	8.6	9.0	7.8	6.2	11.7	11.0	7.5
OPP KICKOFF RET	51	64	45	59	56	72	76	61
Avg return	24.2	21.3	23.6	23.8	24.3	20.7	21.8	23.9
OPP TOUCHDOWNS	45	35	46	32	51	45	24	42
Rushing	19	9	20	14	11	18	6	10
Passing	22	23	19	14	33	23	16	25
Returns	4	3	7	4	7	4	2	7



WEEK 17 / THROUGH SUNDAY, JANUARY 2, 2011

OFFENSE	N.O.	NY-G	Phil.	St.L.	S.F.	Sea.	T.B.	Wash.
GAMES (Won-Lost)	11-5	10-6	10-6	7-9	6-10	7-9	10-6	6-10
FIRST DOWNS	351	331	322	292	251	260	288	295
Rushing	94	112	116	84	85	81	97	72
Passing	236	192	189	179	149	159	172	194
Penalty	21	27	17	29	17	20	19	29
YDS GAINED (tot)	5960	6085	6230	4846	5013	4765	5362	5374
Avg per Game	372.5	380.3	389.4	302.9	313.3	297.8	335.1	335.9
RUSHING (net)	1519	2200	2324	1578	1657	1424	2001	1461
Avg per Game	94.9	137.5	145.3	98.6	103.6	89.0	125.1	91.3
Rushes	380	480	428	429	401	385	431	351
Yards per Rush	4.0	4.6	5.4	3.7	4.1	3.7	4.6	4.2
PASSING (net)	4441	3885	3906	3268	3356	3341	3361	3913
Avg per Game	277.6	242.8	244.1	204.3	209.8	208.8	210.1	244.6
Passes Att.	661	539	561	590	500	544	494	605
Completed	450	339	348	354	282	324	306	349
Pct Completed	68.1	62.9	62.0	60.0	56.4	59.6	61.9	57.7
Yards Gained	4636	4002	4215	3512	3613	3536	3564	4261
Sacked	26	16	49	34	44	35	30	46
Yards Lost	195	117	309	244	257	195	203	348
Had intercepted	22	25	13	15	15	20	6	19
Yards Opp Ret	344	307	169	287	182	261	153	216
Opp TDs on Int	4	1	1	2	1	1	1	2
PUNTS	57	73	73	94	91	78	76	94
Avg Yards	45.9	44.1	43.8	45.5	46.2	41.7	40.2	40.2
PUNT RETURNS	27	43	38	40	31	42	30	40
Avg Return	7.8	6.1	10.6	11.3	11.8	11.1	6.4	10.8
Returned for TD	0	0	1	0	1	0	0	0
KICKOFF RETURNS	52	57	62	74	61	65	57	73
Avg Return	22.7	19.0	20.5	21.8	19.5	24.0	24.3	23.0
Returned for TD	0	0	0	0	0	3	1	1
PENALTIES	90	92	129	102	112	101	100	90
Yards Penalized	884	777	1101	877	933	890	837	647
FUMBLES BY	23	26	33	14	22	18	24	29
Fumbles Lost	9	17	12	6	8	11	13	12
Opp Fumbles	34	42	18	30	18	22	17	24
Opp Fum Lost	16	23	11	12	7	10	9	13
POSS. TIME (avg)	31:39	32:32	31:15	30:51	28:37	27:33	30:39	28:01
TOUCHDOWNS	44	48	49	27	34	33	39	33
Rushing	9	17	18	9	10	13	9	9
Passing	33	31	28	18	19	14	26	21
Returns	2	0	3	0	5	6	4	3
EXTRA-PT KICKS	43/43	47/47	47/47	26/27	33/33	31/31	36/36	28/28
2-PT CONVERSIONS	0/1	1/1	1/2	0/0	1/1	2/2	1/3	2/5
FIELD GOALS/FGA	25/31	19/23	32/38	33/39	22/27	25/30	23/28	24/35
POINTS SCORED	384	394	439	289	305	310	341	302

DEFENSE	N.O.	NY-G	Phil.	St.L.	S.F.	Sea.	T.B.	Wash.
POINTS ALLOWED	307	347	377	328	346	407	318	377
OPP FIRST DOWNS	273	263	309	304	299	313	307	326
Rushing	94	88	91	88	86	91	118	106
Passing	150	159	185	191	188	206	171	207
Penalty	29	16	33	25	25	16	18	13
OPP YARDS GAINED	4900	4972	5235	5388	5244	5897	5323	6228
Avg per Game	306.3	310.8	327.2	336.8	327.8	368.6	332.7	389.3
OPP RUSHING (net)	1797	1620	1766	1810	1547	1903	2107	2041
Avg per Game	112.3	101.3	110.4	113.1	96.7	118.9	131.7	127.6
Rushes	421	389	423	404	447	452	444	444
Yards per Rush	4.3	4.2	4.2	4.5	3.5	4.2	4.7	4.6
OPP PASSING (net)	3103	3352	3469	3578	3697	3994	3216	4187
Avg per Game	193.9	209.5	216.8	223.6	231.1	249.6	201.0	261.7
Passes Att.	494	539	536	570	550	585	521	578
Completed	306	308	309	328	358	339	307	367
Pct Completed	61.9	57.1	57.6	57.5	65.1	57.9	58.9	63.5
Sacked	33	46	39	43	36	37	26	29
Yards Lost	250	316	292	290	244	246	143	176
INTERCEPTED BY	9	16	23	14	15	12	19	14
Yards Returned	196	110	182	161	239	168	339	199
Returned for TD	2	0	1	0	3	2	3	1
OPP PUNT RETURNS	26	36	34	45	54	35	32	45
Avg return	11.9	14.9	9.1	9.7	8.9	9.3	7.3	12.6
OPP KICKOFF RET	66	77	69	65	67	50	75	61
Avg return	24.1	19.7	21.8	23.7	22.2	22.0	20.7	19.0
OPP TOUCHDOWNS	32	39	46	32	37	47	38	42
Rushing	13	11	12	7	9	13	12	15
Passing	13	24	31	21	25	31	23	23
Returns	6	4	3	4	3	3	3	4



WEEK 17 / THROUGH SUNDAY, JANUARY 2, 2011

OFFENSE	NFL/Avg
GAMES (Won-Lost)	---
FIRST DOWNS	302.8
Rushing	96.3
Passing	183.3
Penalty	23.3
YDS GAINED (tot)	5376.2
Avg per Game	336.0
RUSHING (net)	1831.5
Avg per Game	114.5
Rushes	435.0
Yards per Rush	4.2
PASSING (net)	3544.8
Avg per Game	221.5
Passes Att.	539.7
Completed	327.8
Pct Completed	60.8
Yards Gained	3779.6
Sacked	35.3
Yards Lost	234.8
Had intercepted	16.0
Yards Opp Ret	224.1
Opp TDs on Int	1.8
PUNTS	77.1
Avg Yards	43.4
PUNT RETURNS	35.9
Avg Return	9.6
Returned for TD	0.4
KICKOFF RETURNS	63.5
Avg Return	22.3
Returned for TD	0.7
PENALTIES	96.9
Yards Penalized	814.2
FUMBLES BY	22.8
Fumbles Lost	10.9
Opp Fumbles	22.8
Opp Fum Lost	10.9
POSS. TIME (avg)	30:00
TOUCHDOWNS	39.7
Rushing	12.5
Passing	23.5
Returns	3.8
EXTRA-PT KICKS	99%
2-PT CONVERSIONS	49%
FIELD GOALS/FGA	25/30
POINTS SCORED	352.6

DEFENSE	NFL/Avg
POINTS ALLOWED	352.6
OPP FIRST DOWNS	302.8
Rushing	96.3
Passing	183.3
Penalty	23.3
OPP YARDS GAINED	5376.2
Avg per Game	336.0
OPP RUSHING (net)	1831.5
Avg per Game	114.5
Rushes	435.0
Yards per Rush	4.2
OPP PASSING (net)	3544.8
Avg per Game	221.5
Passes Att.	539.7
Completed	327.8
Pct Completed	60.8
Sacked	35.3
Yards Lost	234.8
INTERCEPTED BY	16.0
Yards Returned	224.1
Returned for TD	1.8
OPP PUNT RETURNS	35.9
Avg return	9.6
OPP KICKOFF RET	63.5
Avg return	22.3
OPP TOUCHDOWNS	39.7
Rushing	12.5
Passing	23.5
Returns	3.8



TEAM RANKINGS

American Football Conference

	Offense			Defense		
	Total	Rush	Pass	Total	Rush	Pass
Balt.	13	8	9	5	4	11
Buff.	14	11	12	11	16	3
Cin.	11	15	6	8	9	8
Cleve.	16	12	15	10	13	10
Denver	8	14	4	16	15	12
Hou.	2	5	3	15	7	16
Ind.	3	16	*1	9	12	7
Jax	10	3	14	14	11	13
K.C.	7	*1	16	7	8	9
Miami	12	13	8	4	5	5
N.E.	4	6	5	12	6	15
Jets	6	4	10	3	2	4
Oak.	5	2	11	6	14	2
Pitt.	9	7	7	2	*1	6
S.D.	*1	9	2	*1	3	*1
Tenn.	15	10	13	13	10	14

National Football Conference

	Offense			Defense		
	Total	Rush	Pass	Total	Rush	Pass
Ariz.	15	16	15	15	16	12
Atl.	6	5	8	8	5	11
Car.	16	6	16	10	12	6
Chi.	14	9	14	5	1	10
Dallas	4	7	3	13	6	14
Det.	7	10	7	12	13	8
G.B.	5	11	2	2	10	2
Minn.	10	4	13	4	4	5
N.O.	3	13	1	1	8	1
Giants	2	2	6	3	3	4
Phil.	1	1	5	6	7	7
St. L.	12	12	12	11	9	9
S.F.	11	8	10	7	2	13
Sea.	13	15	11	14	11	15
T.B.	9	3	9	9	15	3
Wash.	8	14	4	16	14	16

National Football League

	Offense			Defense		
	Total	Rush	Pass	Total	Rush	Pass
Ariz.	31	32	31	29	30	23
Atl.	16	12	15	16	10	22
Balt.	22	14	20	10	5	21
Buff.	25	18	24	24	32	3
Car.	32	13	32	18	23	11
Chi.	30	22	28	9	2	20
Cin.	20	27	13	15	19	14T
Cleve.	29	20	29	22	27	18
Dallas	7	16	6	23	12	26
Denver	13	26	7	32	31	25
Det.	17	23	12	21	24	16
G.B.	9	24	5	5	18	5
Hou.	3	7	4	30	13	32
Ind.	4	29	*1	20	25	13
Jax	15	3	27	28	22	28
K.C.	12	*1	30	14	14	17
Miami	21	21	16	6	7	8
Minn.	23	10	26	8	9	10
N.E.	8	9	11	25	11	30
N.O.	6	28	3	4	16	4
Giants	5	6	10	7	8	9
Jets	11	4	22	3	3	6
Oak.	10	2	23	11	29	2
Phil.	2	5	9	12	15	14T
Pitt.	14	11	14	2	*1	12
St. L.	26	25	21	19	17	19
S.D.	*1	15	2	*1	4	*1
S.F.	24	19	18	13	6	24
Sea.	28	31	19	27	21	27
T.B.	19	8	17	17	28	7
Tenn.	27	17	25	26	20	29
Wash.	18	30	8	31	26	31

T = Tied for position
* = League Leader

AFC / TEAM/OFFENSE RANK

Tm	(A)	(B)	(C)	(D)	(E)	(F)	(G)	(H)	(I)	(J)	(K)	(L)	(M)	(N)	(O)	(P)	(Q)
BAL	13	13	8	14	9	7	4	14	11	9	10t	11	2	8	2	9	4
BUF	14	12	11	7	12	16	15	7	15	11	8	4t	12	13	14	14	15
CIN	11	14	15	16	6	9	12	2	7	10	2	12	10	16	7	13	12
CLE	16	15	12	10	15	15	13	12	14	12	1	3	16	5	5	16	7



DEN	8	6	14	12	4	6	5	10	8	16	15	7	3	3	13	12	5t
HOU	2	2	5	2	3	4	6	5	2	5	7	15	13	15	12	5	3
IND	3	4	16	13	1	5	8	1	1	3	4	14	15	14	15	3	1
JAC	10	8	3	4	14	10	16	13	5	7	3	9	6	6	3	11	10
KC	7	10	1	3	16	14	2	8	6	13	9	8	14	7	10	8	13t
MIA	12	16	13	15	8	12	14	9	12	6	16	6	11	2	9	15	16
NE	4	3	6	6	5	2	1	3	4	1	6	1	9	10	6	1	5t
NYJ	6	11	4	5	10	13	9	4	9	8	14	10	1	12	8	7	13t
OAK	5	7	2	1	11	11	11	15	10	15	10t	13	8	1	1	4	9
PIT	9	5	7	9	7	3	3	16	13	4	10t	16	7	4	11	6	11
SD	1	1	9	11	2	1	7	11	3	2	13	4t	5	9	16	2	8
TEN	15	9	10	8	13	8	10	6	16	14	5	2	4	11	4	10	2

AFC / OPPONENT/DEFENSE RANK

Tm	(A)	(B)	(C)	(D)	(E)	(F)	(G)	(H)	(I)	(J)	(K)	(L)	(M)	(N)	(O)	(P)	(Q)	(R)	(S)
BAL	5	5	4	6	11	5	5	16	5	8	9	7	16	10	15	2	10	4	9
BUF	11	10	16	16	3	9	12	10	13	15	14	11	6	4	3	14	2	16	14
CIN	8	12	9	11	8	12	6	13	6	7	2	1	10	2	8	12	11	14	10
CLE	10	9	13	8	10	13	2	9	11	13	15	4	1	13	11	7	3t	12	15
DEN	16	14	15	14	12	14	15	15	12	9	11t	14	13	9	9	16	7	15	13
HOU	15	15	7	7	16	15	11	12	15	11	16	6	11	11	12	15	5	10	8
IND	9	11	12	13	7	8	16	11	9	10	7t	13	15	14	16	11	12	6	4
JAC	14	16	11	15	13	16	8	14	10	12	7t	3	5	7	7	13	15	13	12
KC	7	6	8	10	9	4	10	6	8	6	3	8	4	15	6	6	9	7	6
MIA	4	4	5	3	5	10	14	4	2	5	4	12	12	6	10	8	14	11	7
NE	12	13	6	9	15	11	1	8	14	16	10	5	8	3	1	4	1	1	11
NYJ	3	3	2	2	4	3	13	5	3t	4	13	15	2	16	14	3	6	5	3
OAK	6	8	14	12	2	6	9	1	7	3	1	9	9	12	13	10	3t	8	5
PIT	2	1	1	1	6	2	3	3	3t	1	11t	10	3	1	5	1	13	2	2
SD	1	2	3	4	1	1	4	2	1	2	6	16	7	5	4	5	16	3	1
TEN	13	7	10	5	14	7	7	7	16	14	5	2	14	8	2	9	8	9	16

- (A) Total Yards per Game
- (B) Yards per Play
- (C) Rushing Yards per Game
- (D) Rushing Yards per Attempt
- (E) Passing Net Yards per Game
- (F) Passing Net Yards per Play
- (G) Passing, Percent Had Intercepted
- (H) Sacks per Pass Play
- (I) First Downs per Game
- (J) Third Down Efficiency
- (K) Fourth Down Efficiency
- (L) Punt Return Average
- (M) Kickoff Return Average
- (N) Gross Punting Average
- (O) Net Punting Average
- (P) Points per Game
- (Q) Field Goal Percentage
- Combined Offense/Defense Rank
- (R) Points per Game Differential
- (S) Net Yards per Game Differential

NFC / TEAM/OFFENSE RANK

Tm	(A)	(B)	(C)	(D)	(E)	(F)	(G)	(H)	(I)	(J)	(K)	(L)	(M)	(N)	(O)	(P)	(Q)
ARI	15	14	16	5	15	15	11	14	15	16	12	14	4	9	9	13t	3
ATL	6	11	5	14	8	9	2	3	1	2	1	3	1	13	12	2	2
CAR	16	16	6	6	16	16	13	15	16	14	11	10	10	10	10	16	4
CHI	14	12	9	12	14	10	14	16	12	12	15	1	2	16	14	9	7t
DAL	4	4	7	7	3	3	9	5	4	5	5	2	12	1	1	3t	15
DET	7	10	10	11	7	11	5	4	7	6	4	4	3	5	11	7	7t
GB	5	3	11	13	2	1	4	9	6	4	13	12	14	7	7	5	14
MIN	10	9	4	4	13	13	16	10	10	10	9	11	9	11	4	15	1
NO	3	6	13	10	1	4	10	2	2	1	10	13	8	3	5	6	13
NYG	2	2	2	3	6	2	15	1	3	8	16	16	16	6	15	3t	10
PHI	1	1	1	1	5	6	3	12	5	7	3	9	13	8	3	1	6
STL	12	15	12	16	12	14	6	6	9	11	6	6	11	4	2	13t	5
SF	11	8	8	9	10	7	7	13	14	13	7t	5	15	2	6	11	12
SEA	13	13	15	15	11	12	12	8	13	9	14	7	6	12	8	10	7t
TB	9	5	3	2	9	5	1	7	11	3	2	15	5	14	13	8	11
WAS	8	7	14	8	4	8	8	11	8	15	7t	8	7	15	16	12	16

NFC / OPPONENT/DEFENSE RANK

Tm	(A)	(B)	(C)	(D)	(E)	(F)	(G)	(H)	(I)	(J)	(K)	(L)	(M)	(N)	(O)	(P)	(Q)	(R)	(S)
ARI	15	12	16	10	12	14	8	10	16	7	11t	15	15	16	15	5	15	16	16
ATL	8	14	5	14	11	10	3	14	6	12	11t	5	5	15	15	3	1	2	6
CAR	10	2	12	4	6	9	7	11	15	8	6t	7	10	8	6	14	13	16	15
CHI	5	1	1	2	10	3	6	13	5	4	8	4	12	2	1	2	3	5	11
DAL	13	15	6	9	14	15	4	8	10t	14	6t	1	16	5	2	16	15	11	5
DET	12	11	13	12	8	11	12	3	13	11	3t	12	3	9	10	10	16	8	9
GB	2	4	10	15	2	1	1	1	2	6	2	11	7	14	13	1	8	1	4



MIN	4	6	4	3	5	7	10	12	4	15	9t	3	13	11	12	9	4	12	8
NO	1	7	8	8	1	6	16	6	3	3	15	13	14	12	14	4	7	3	2
NYG	3	5	3	5	4	2	9	2	1	1	11t	16	2	7	11	8	11	6	1
PHI	6	8	7	6	7	8	2	5	10t	9	3t	8	6	10	7	11t	12	4	3
STL	11	9	9	11	9	4	13	4	8	2	9t	10	11	13	8	6	14	9	12
SF	7	3	2	1	13	12	11	7	7	10	1	6	9	3	9	7	10	10	10
SEA	14	13	11	7	15	13	15	9	12	13	5	9	8	6	5	13	9	14	14
TB	9	10	15	16	3	5	5	16	9	16	11t	2	4	1	3	5	6	7	7
WAS	16	16	14	13	16	16	14	15	14	5	16	14	1	4	4	11t	2	13	13

- (A) Total Yards per Game
 - (B) Yards per Play
 - (C) Rushing Yards per Game
 - (D) Rushing Yards per Attempt
 - (E) Passing Net Yards per Game
 - (F) Passing Net Yards per Play
 - (G) Passing, Percent Had Intercepted
 - (H) Sacks per Pass Play
 - (I) First Downs per Game
 - (J) Third Down Efficiency
 - (K) Fourth Down Efficiency
 - (L) Punt Return Average
 - (M) Kickoff Return Average
 - (N) Gross Punting Average
 - (O) Net Punting Average
 - (P) Points per Game
 - (Q) Field Goal Percentage
- Combined Offense/Defense Rank
- (R) Points per Game Differential
 - (S) Net Yards per Game Differential

NFL / TEAM/OFFENSE RANK

Tm	(A)	(B)	(C)	(D)	(E)	(F)	(G)	(H)	(I)	(J)	(K)	(L)	(M)	(N)	(O)	(P)	(Q)
BAL	22	23	14	28	20	13	6	25	18	16	21t	24	6	16	4	16	6
BUF	25	21	18	13	24	29	27	15	26t	18	17	13t	24	24	23	28	29
CIN	20	24	27	32	13	16	23	6	12	17	5	25	20	28	13	22	26
CLE	29	25	20	21	29	24	25	22	25	19	2t	11	32	11	8	31	17t
DEN	13	12	26	24	7	9	7	18	14	28	29	16	7	8	22	19	8t
HOU	3	2	7	3	4	6	8	10	2	9	15	29	27	26	20	9	5
IND	4	9	29	27	1	8	12	1	1	5	7t	28	29	25	28	4	2
JAC	15	15	3	5	27	17	29	24	8	13	6	18	12	13	5	18	23t
KC	12	18	1	4	30	23	4	16	11	20	19t	17	28	14	17	14	27t
MIA	21	27	21	30	16	21	26	17	19	12	30	15	22	6	15	30	31
NE	8	4	9	10	11	2	1	7	6	2	12t	3	18	19	11	1	8t
NYJ	11	19	4	8	22	22	15	8	15	15	27	20	3	23	14	13	27t
OAK	10	13	2	2	23	20	19	29	16	25	21t	26	16	2	2	6	22
PIT	14	11	11	18	14	5	5	30	20t	6	21t	32	13	9	18	12	25
SD	1	1	15	22	2	1	10	19	3	4	25t	13t	11	18	32	2	19
TEN	27	16	17	14	25	14	18	11	29	23	10	4	9	22	6	17	3
ARI	31	30	32	11	31	31	22	28	31	32	24	27	5	17	21	26t	7
ATL	16	26	12	26	15	19	3	4	4	3	1	5	1	29	26	5	4
CAR	32	32	13	12	32	32	28	31	32	30	19t	19	19	20	24	32	10
CHI	30	28	22	23	28	25	30	32	26t	27	31	1	2	32	29	21	13t
DAL	7	7	16	15	6	7	20	9	9	10	9	2	23	1	1	7t	30
DET	17	22	23	20	12	26	13	5	17	11	7t	6	4	7	25	15	13t
GB	9	6	24	25	5	3	11	20	13	8	25t	22	26	12	16	10	23t
MIN	23	20	10	9	26	28	32	21	23	24	16	21	17	21	9	29	1
NO	6	10	28	19	3	10	21	3	5	1	18	23	15	4	10	11	21
NYG	5	5	6	7	10	4	31	2	7	21	32	31	31	10	30	7t	16
PHI	2	3	5	1	9	12	9	26	10	14	4	12	25	15	7	3	12
STL	26	31	25	31	21	30	14	12	22	26	11	8	21	5	3	26t	11
SF	24	17	19	17	18	15	16	27	30	29	12t	7	30	3	12	24	20
SEA	28	29	31	29	19	27	24	14	28	22	28	9	10	27	19	23	13t
TB	19	8	8	6	17	11	2	13	24	7	2t	30	8	30	27	20	17t
WAS	18	14	30	16	8	18	17	23	20t	31	12t	10	14	31	31	25	32

- Team/Offense Rank
- (A) Total Yards per Game
 - (B) Yards per Play
 - (C) Rushing Yards per Game
 - (D) Rushing Yards per Attempt
 - (E) Passing Net Yards per Game
 - (F) Passing Net Yards per Play
 - (G) Passing, Percent Had Intercepted
 - (H) Sacks per Pass Play
 - (I) First Downs per Game
 - (J) Third Down Efficiency
 - (K) Fourth Down Efficiency
 - (L) Punt Return Average
 - (M) Kickoff Return Average
 - (N) Gross Punting Average
 - (O) Net Punting Average
 - (P) Points per Game
 - (Q) Field Goal Percentage



NFL / OPPONENT/DEFENSE RANK

Tm	(A)	(B)	(C)	(D)	(E)	(F)	(G)	(H)	(I)	(J)	(K)	(L)	(M)	(N)	(O)	(P)	(Q)	(R)	(S)
BAL	10	6	5	8	21	7	13	32	10t	15	17t	11	32	17	27	3	19	6	15
BUF	24	20	32	32	3	19	26	23	28	30	29t	20	11	6	5	28	4	30	27
CIN	15	25	19	21	14t	24	14	27	12	14	3	1	19	4	14	24	20t	26	18
CLE	22	19	27	12	18	27	5	22	23	28	31	5	1	23	21	13	5t	23	28
DEN	32	29	31	29	25	30	30	31	27	17t	25t	24t	29	14	17	32	12	29	25
HOU	30	31	13	11	32	31	25	26	31	23	32	10	25	19	22	29	7t	18	13
IND	20	21	25	25	13	16	31	24	21	21	12t	23	31	25	31	23	24	11t	8
JAC	28	32	22	30	28	32	20	28	22	27	12t	4	10	9	12	27	28	24	23
KC	14	12	14	19	17	5	24	11	14	13	5	12	6	29	11	11	17t	13	10
MIA	6	4	7	4	8	20	28	7	3	11	6	22	28	8	18	14	26	22	11
NE	25	26	11	16	30	23	3	19	30	32	24	6	17	5	2	8	2	1	19
NYJ	3	3	3	3	6	4	27	9	5t	10	28	26	3	30	26	6	9t	8	6
OAK	11	15	29	23	2	10	21	1	13	7	2	14	18	20	23	20	5t	14	9
PIT	2	1	1	1	12	2	9	6	5t	3	25t	18	5	1	10	1	25	3	3
SD	1	2	4	5	1	1	10	2	1	4	11	32	16	7	9	10	32	5	1
TEN	26	13	20	7	29	15	18	15	32	29	7	2	30	11	3	15	14	16	29
ARI	29	23	30	20	23	26	12	17	29	12	20t	30	26	32	30	11	31	32	
ATL	16	27	10	27	22	18	4	25	10t	22	20t	13	9	31	30	5	1	4	14
CAR	18	7	23	10	11	17	11	18	26	16	12t	16	20	18	13	26	27	32	31
CHI	9	5	2	6	20	8	8	21	9	6	16	9	22	3	1	4	7t	10	22
DAL	23	28	12	18	26	28	6	14	18t	25	12t	3	27	13	4	31	30	21	12
DET	21	22	24	24	16	21	19	5	24	20	8t	27	7	21	20	19	31	17	20
GB	5	9	18	28	5	3	1	3	4	9	4	24t	13	28	28	2	16	2	7
MIN	8	11	9	9	10	13	16	20	8	26	17t	8	23	24	25	18	9t	25	17
NO	4	14	16	17	4	12	32	12	7	5	27	28	24	26	29	7	15	7	4
NYG	7	10	8	13	9	6	15	4	2	1	20t	31	4	16	24	17	22	11t	2
PHI	12	16	15	14	14t	14	2	10	18t	17t	8t	17	12	22	15	21t	23	9	5
STL	19	17	17	22	19	9	22	8	16	2	17t	21	21	27	16	12	29	19	24
SF	13	8	6	2	24	22	17	13	15	19	1	15	15	10	19	16	20t	20	21
SEA	27	24	21	15	27	25	29	16	20	24	10	19	14	15	8	25	17t	28	30
TB	17	18	28	31	7	11	7	30	17	31	20t	7	8	2	6	9	13	15	16
WAS	31	30	26	26	31	29	23	29	25	8	29t	29	2	12	7	21t	3	27	26

- Opponent/Defense Rank
- (A) Total Yards per Game
- (B) Yards per Play
- (C) Rushing Yards per Game
- (D) Rushing Yards per Attempt
- (E) Passing Net Yards per Game
- (F) Passing Net Yards per Play
- (G) Passing, Percent Had Intercepted
- (H) Sacks per Pass Play
- (I) First Downs per Game
- (J) Third Down Efficiency
- (K) Fourth Down Efficiency
- (L) Punt Return Average
- (M) Kickoff Return Average
- (N) Gross Punting Average
- (O) Net Punting Average
- (P) Points per Game
- (Q) Field Goal Percentage
- Combined Offense/Defense Rank
- (R) Points per Game Differential
- (S) Net Yards per Game Differential

AFC / TOTAL OFFENSE

Rank	Team	Total	Rushing	Passing	Total	Rushing	Passing
1)	San Diego	6329	1810	4519	395.6	113.1	282.4
2)	Houston	6186	2042	4144	386.6	127.6	259.0
3)	Indianapolis	6092	1483	4609	380.8	92.7	288.1
4)	New England	5820	1973	3847	363.8	123.3	240.4
5)	Oakland	5674	2494	3180	354.6	155.9	198.8
6)	New York Jets	5616	2374	3242	351.0	148.4	202.6
7)	Kansas City	5595	2627	2968	349.7	164.2	185.5
8)	Denver	5582	1544	4038	348.9	96.5	252.4
9)	Pittsburgh	5525	1924	3601	345.3	120.3	225.1
10)	Jacksonville	5460	2395	3065	341.3	149.7	191.6
11)	Cincinnati	5289	1522	3767	330.6	95.1	235.4
12)	Miami	5170	1643	3527	323.1	102.7	220.4
13)	Baltimore	5166	1831	3335	322.9	114.4	208.4
14)	Buffalo	4878	1720	3158	304.9	107.5	197.4
15)	Tennessee	4834	1727	3107	302.1	107.9	194.2
16)	Cleveland	4635	1646	2989	289.7	102.9	186.8

AFC / TOTAL DEFENSE

Rank	Team	Total	Rushing	Passing	Total	Rushing	Passing
1)	San Diego	4345	1500	2845	271.6	93.8	177.8
2)	Pittsburgh	4429	1004	3425	276.8	62.8	214.1
3)	New York Jets	4664	1454	3210	291.5	90.9	200.6



4)	Miami	4949	1601	3348	309.3	100.1	209.3
5)	Baltimore	5102	1503	3599	318.9	93.9	224.9
6)	Oakland	5165	2138	3027	322.8	133.6	189.2
7)	Kansas City	5283	1764	3519	330.2	110.3	219.9
8)	Cincinnati	5312	1843	3469	332.0	115.2	216.8
9)	Indianapolis	5465	2032	3433	341.6	127.0	214.6
10)	Cleveland	5601	2070	3531	350.1	129.4	220.7
11)	Buffalo	5786	2714	3072	361.6	169.6	192.0
12)	New England	5864	1728	4136	366.5	108.0	258.5
13)	Tennessee	5883	1851	4032	367.7	115.7	252.0
14)	Jacksonville	5949	1945	4004	371.8	121.6	250.3
15)	Houston	6031	1751	4280	376.9	109.4	267.5
16)	Denver	6253	2473	3780	390.8	154.6	236.3

NFC / TOTAL OFFENSE

Rank	Team	Total	Rushing	Passing	Total	Rushing	Passing
1)	Philadelphia	6230	2324	3906	389.4	145.3	244.1
2)	New York Giants	6085	2200	3885	380.3	137.5	242.8
3)	New Orleans	5960	1519	4441	372.5	94.9	277.6
4)	Dallas	5828	1786	4042	364.3	111.6	252.6
5)	Green Bay	5730	1606	4124	358.1	100.4	257.8
6)	Atlanta	5458	1891	3567	341.1	118.2	222.9
7)	Detroit	5423	1613	3810	338.9	100.8	238.1
8)	Washington	5374	1461	3913	335.9	91.3	244.6
9)	Tampa Bay	5362	2001	3361	335.1	125.1	210.1
10)	Minnesota	5039	1942	3097	314.9	121.4	193.6
11)	San Francisco	5013	1657	3356	313.3	103.6	209.8
12)	St. Louis	4846	1578	3268	302.9	98.6	204.3
13)	Seattle	4765	1424	3341	297.8	89.0	208.8
14)	Chicago	4631	1616	3015	289.4	101.0	188.4
15)	Arizona	4309	1388	2921	269.3	86.8	182.6
16)	Carolina	4135	1846	2289	258.4	115.4	143.1

NFC / TOTAL DEFENSE

Rank	Team	Total	Rushing	Passing	Total	Rushing	Passing
1)	New Orleans	4900	1797	3103	306.3	112.3	193.9
2)	Green Bay	4945	1838	3107	309.1	114.9	194.2
3)	New York Giants	4972	1620	3352	310.8	101.3	209.5
4)	Minnesota	5002	1635	3367	312.6	102.2	210.4
5)	Chicago	5029	1441	3588	314.3	90.1	224.3
6)	Philadelphia	5235	1766	3469	327.2	110.4	216.8
7)	San Francisco	5244	1547	3697	327.8	96.7	231.1
8)	Atlanta	5319	1694	3625	332.4	105.9	226.6
9)	Tampa Bay	5323	2107	3216	332.7	131.7	201.0
10)	Carolina	5374	1981	3393	335.9	123.8	212.1
11)	St. Louis	5388	1810	3578	336.8	113.1	223.6
12)	Detroit	5497	1999	3498	343.6	124.9	218.6
13)	Dallas	5628	1734	3894	351.8	108.4	243.4
14)	Seattle	5897	1903	3994	368.6	118.9	249.6
15)	Arizona	5977	2323	3654	373.6	145.2	228.4
16)	Washington	6228	2041	4187	389.3	127.6	261.7

NFL / TOTAL OFFENSE

Rank	Team	Total	Rushing	Passing	Total	Rushing	Passing
1)	San Diego	6329	1810	4519	395.6	113.1	282.4
2)	Philadelphia	6230	2324	3906	389.4	145.3	244.1
3)	Houston	6186	2042	4144	386.6	127.6	259.0
4)	Indianapolis	6092	1483	4609	380.8	92.7	288.1
5)	New York Giants	6085	2200	3885	380.3	137.5	242.8
6)	New Orleans	5960	1519	4441	372.5	94.9	277.6
7)	Dallas	5828	1786	4042	364.3	111.6	252.6
8)	New England	5820	1973	3847	363.8	123.3	240.4
9)	Green Bay	5730	1606	4124	358.1	100.4	257.8
10)	Oakland	5674	2494	3180	354.6	155.9	198.8
11)	New York Jets	5616	2374	3242	351.0	148.4	202.6
12)	Kansas City	5595	2627	2968	349.7	164.2	185.5
13)	Denver	5582	1544	4038	348.9	96.5	252.4
14)	Pittsburgh	5525	1924	3601	345.3	120.3	225.1
15)	Jacksonville	5460	2395	3065	341.3	149.7	191.6
16)	Atlanta	5458	1891	3567	341.1	118.2	222.9
17)	Detroit	5423	1613	3810	338.9	100.8	238.1
18)	Washington	5374	1461	3913	335.9	91.3	244.6
19)	Tampa Bay	5362	2001	3361	335.1	125.1	210.1
20)	Cincinnati	5289	1522	3767	330.6	95.1	235.4
21)	Miami	5170	1643	3527	323.1	102.7	220.4
22)	Baltimore	5166	1831	3335	322.9	114.4	208.4
23)	Minnesota	5039	1942	3097	314.9	121.4	193.6
24)	San Francisco	5013	1657	3356	313.3	103.6	209.8
25)	Buffalo	4878	1720	3158	304.9	107.5	197.4
26)	St. Louis	4846	1578	3268	302.9	98.6	204.3
27)	Tennessee	4834	1727	3107	302.1	107.9	194.2



28)	Seattle	4765	1424	3341	297.8	89.0	208.8
29)	Cleveland	4635	1646	2989	289.7	102.9	186.8
30)	Chicago	4631	1616	3015	289.4	101.0	188.4
31)	Arizona	4309	1388	2921	269.3	86.8	182.6
32)	Carolina	4135	1846	2289	258.4	115.4	143.1

NFL / TOTAL DEFENSE

Rank	Team	Total	Rushing	Passing	Total	Rushing	Passing
1)	San Diego	4345	1500	2845	271.6	93.8	177.8
2)	Pittsburgh	4429	1004	3425	276.8	62.8	214.1
3)	New York Jets	4664	1454	3210	291.5	90.9	200.6
4)	New Orleans	4900	1797	3103	306.3	112.3	193.9
5)	Green Bay	4945	1838	3107	309.1	114.9	194.2
6)	Miami	4949	1601	3348	309.3	100.1	209.3
7)	New York Giants	4972	1620	3352	310.8	101.3	209.5
8)	Minnesota	5002	1635	3367	312.6	102.2	210.4
9)	Chicago	5029	1441	3588	314.3	90.1	224.3
10)	Baltimore	5102	1503	3599	318.9	93.9	224.9
11)	Oakland	5165	2138	3027	322.8	133.6	189.2
12)	Philadelphia	5235	1766	3469	327.2	110.4	216.8
13)	San Francisco	5244	1547	3697	327.8	96.7	231.1
14)	Kansas City	5283	1764	3519	330.2	110.3	219.9
15)	Cincinnati	5312	1843	3469	332.0	115.2	216.8
16)	Atlanta	5319	1694	3625	332.4	105.9	226.6
17)	Tampa Bay	5323	2107	3216	332.7	131.7	201.0
18)	Carolina	5374	1981	3393	335.9	123.8	212.1
19)	St. Louis	5388	1810	3578	336.8	113.1	223.6
20)	Indianapolis	5465	2032	3433	341.6	127.0	214.6
21)	Detroit	5497	1999	3498	343.6	124.9	218.6
22)	Cleveland	5601	2070	3531	350.1	129.4	220.7
23)	Dallas	5628	1734	3894	351.8	108.4	243.4
24)	Buffalo	5786	2714	3072	361.6	169.6	192.0
25)	New England	5864	1728	4136	366.5	108.0	258.5
26)	Tennessee	5883	1851	4032	367.7	115.7	252.0
27)	Seattle	5897	1903	3994	368.6	118.9	249.6
28)	Jacksonville	5949	1945	4004	371.8	121.6	250.3
29)	Arizona	5977	2323	3654	373.6	145.2	228.4
30)	Houston	6031	1751	4280	376.9	109.4	267.5
31)	Washington	6228	2041	4187	389.3	127.6	261.7
32)	Denver	6253	2473	3780	390.8	154.6	236.3

AFC / TAKE-AWAYS, GIVE-AWAYS

Rank	Team	TAKE-AWAYS			GIVE-AWAYS			Net Diff
		Int	Fum	Total	Int	Fum	Total	
1)	New England	25	13	38	5	5	10	= +28
2)	Pittsburgh	21	14	35	9	9	18	= +17
3t)	Kansas City	14	9	23	8	6	14	= +9
3t)	New York Jets	12	18	30	14	7	21	= +9
5)	Baltimore	19	8	27	10	10	20	= +7
6)	Houston	13	5	18	12	6	18	= 0
7)	Cleveland	19	9	28	18	11	29	= -1
8)	Oakland	12	12	24	16	10	26	= -2
9t)	Indianapolis	10	11	21	17	8	25	= -4
9t)	Tennessee	17	8	25	15	14	29	= -4
11)	San Diego	16	7	23	13	16	29	= -6
12)	Cincinnati	16	10	26	20	14	34	= -8
13)	Denver	10	8	18	12	15	27	= -9
14)	Miami	11	8	19	21	10	31	= -12
15)	Jacksonville	13	5	18	21	12	33	= -15
16)	Buffalo	11	11	22	21	18	39	= -17
	Totals	239	156	395	232	171	403	= -8

NFC / TAKE-AWAYS, GIVE-AWAYS

Rank	Team	TAKE-AWAYS			GIVE-AWAYS			Net Diff
		Int	Fum	Total	Int	Fum	Total	
1)	Atlanta	22	9	31	9	8	17	= +14
2)	Green Bay	24	8	32	13	9	22	= +10
3t)	Philadelphia	23	11	34	13	12	25	= +9
3t)	Tampa Bay	19	9	28	6	13	19	= +9
5)	St. Louis	14	12	26	15	6	21	= +5
6t)	Chicago	21	14	35	21	10	31	= +4
6t)	Detroit	14	15	29	16	9	25	= +4
8)	Dallas	20	10	30	19	11	30	= 0
9)	San Francisco	15	7	22	15	8	23	= -1
10)	New York Giants	16	23	39	25	17	42	= -3
11)	Washington	14	13	27	19	12	31	= -4
12)	Arizona	17	13	30	19	16	35	= -5
13)	New Orleans	9	16	25	22	9	31	= -6
14)	Carolina	17	12	29	21	16	37	= -8
15)	Seattle	12	10	22	20	11	31	= -9
16)	Minnesota	15	11	26	26	11	37	= -11



Totals 272 193 465 279 178 457 = +8

NFL / TAKE-AWAYS, GIVE-AWAYS

Rank	Team	TAKE-AWAYS			GIVE-AWAYS			Net Diff
		Int	Fum	Total	Int	Fum	Total	
1)	New England	25	13	38	5	5	10	= +28
2)	Pittsburgh	21	14	35	9	9	18	= +17
3)	Atlanta	22	9	31	9	8	17	= +14
4)	Green Bay	24	8	32	13	9	22	= +10
5t)	Kansas City	14	9	23	8	6	14	= +9
5t)	New York Jets	12	18	30	14	7	21	= +9
5t)	Philadelphia	23	11	34	13	12	25	= +9
5t)	Tampa Bay	19	9	28	6	13	19	= +9
9)	Baltimore	19	8	27	10	10	20	= +7
10)	St. Louis	14	12	26	15	6	21	= +5
11t)	Chicago	21	14	35	21	10	31	= +4
11t)	Detroit	14	15	29	16	9	25	= +4
13t)	Houston	13	5	18	12	6	18	= 0
13t)	Dallas	20	10	30	19	11	30	= 0
15t)	Cleveland	19	9	28	18	11	29	= -1
15t)	San Francisco	15	7	22	15	8	23	= -1
17)	Oakland	12	12	24	16	10	26	= -2
18)	New York Giants	16	23	39	25	17	42	= -3
19t)	Indianapolis	10	11	21	17	8	25	= -4
19t)	Tennessee	17	8	25	15	14	29	= -4
19t)	Washington	14	13	27	19	12	31	= -4
22)	Arizona	17	13	30	19	16	35	= -5
23t)	San Diego	16	7	23	13	16	29	= -6
23t)	New Orleans	9	16	25	22	9	31	= -6
25t)	Cincinnati	16	10	26	20	14	34	= -8
25t)	Carolina	17	12	29	21	16	37	= -8
27t)	Denver	10	8	18	12	15	27	= -9
27t)	Seattle	12	10	22	20	11	31	= -9
29)	Minnesota	15	11	26	26	11	37	= -11
30)	Miami	11	8	19	21	10	31	= -12
31)	Jacksonville	13	5	18	21	12	33	= -15
32)	Buffalo	11	11	22	21	18	39	= -17
	Totals	511	349	860	511	349	860	= 0

AFC / TEAM/OFFENSE INSIDE THE 20

Rank	Team	Poss	Pts	TD	TD%	FG Score	Score%
1)	Indianapolis	56	314	38	67.9	16	54 96.4
2)	Jacksonville	46	233	29	63.0	10	39 84.8
3)	New England	67	350	42	62.7	19	61 91.0
4)	Houston	53	286	33	62.3	18	51 96.2
5)	Kansas City	52	252	31	59.6	12	43 82.7
6)	Tennessee	43	215	25	58.1	13	38 88.4
7)	San Diego	59	282	33	55.9	17	50 84.7
8)	Denver	52	243	29	55.8	14	43 82.7
9)	Miami	34	164	18	52.9	13	31 91.2
10)	Oakland	48	231	25	52.1	19	44 91.7
11)	Buffalo	37	163	19	51.4	11	30 81.1
12)	Cincinnati	55	246	27	49.1	19	46 83.6
13)	Baltimore	51	235	25	49.0	20	45 88.2
14)	Pittsburgh	50	226	24	48.0	19	43 86.0
15)	Cleveland	42	192	19	45.2	20	39 92.9
16)	New York Jets	50	213	20	40.0	24	44 88.0

AFC / OPPONENTS/DEFENSE INSIDE THE 20

Rank	Team	Poss	Pts	TD	TD%	FG Score	Score%
1t)	Miami	45	186	18	40.0	20	38 84.4
1t)	Pittsburgh	40	165	16	40.0	18	34 85.0
3)	Tennessee	63	261	26	41.3	27	53 84.1
4)	Baltimore	40	180	17	42.5	20	37 92.5
5)	Cincinnati	45	205	21	46.7	19	40 88.9
6)	Cleveland	48	212	23	47.9	17	40 83.3
7)	Indianapolis	48	230	25	52.1	18	43 89.6
8)	Oakland	49	221	26	53.1	13	39 79.6
9)	New England	50	231	27	54.0	13	40 80.0
10)	Jacksonville	57	276	31	54.4	20	51 89.5
11)	New York Jets	43	208	26	60.5	9	35 81.4
12)	Buffalo	54	277	33	61.1	15	48 88.9
13)	Denver	52	265	32	61.5	14	46 88.5
14)	San Diego	43	220	27	62.8	11	38 88.4
15)	Houston	59	319	40	67.8	13	53 89.8
16)	Kansas City	37	212	26	70.3	10	36 97.3

NFC / TEAM/OFFENSE INSIDE THE 20

Rank	Team	Poss	Pts	TD	TD%	FG Score	Score%
1)	Detroit	45	236	29	64.4	11	40 88.9



2)	Green Bay	53	260	32	60.4	12	44	83.0
3)	Atlanta	58	294	35	60.3	16	51	87.9
4)	Dallas	47	230	28	59.6	11	39	83.0
5)	New York Giants	54	256	31	57.4	13	44	81.5
6)	Philadelphia	58	279	31	53.4	21	52	89.7
7)	Tampa Bay	44	204	23	52.3	15	38	86.4
8)	Washington	43	193	22	51.2	13	35	81.4
9)	New Orleans	61	274	31	50.8	19	50	82.0
10)	San Francisco	42	189	20	47.6	16	36	85.7
11)	Chicago	51	213	23	45.1	17	40	78.4
12)	Minnesota	46	186	20	43.5	15	35	76.1
13)	Arizona	37	157	16	43.2	15	31	83.8
14)	Seattle	50	209	21	42.0	20	41	82.0
15)	St. Louis	56	212	20	35.7	24	44	78.6
16)	Carolina	33	106	10	30.3	12	22	66.7

NFC / OPPONENTS/DEFENSE INSIDE THE 20

Rank	Team	Poss	Pts	TD	TD%	FG	Score	Score%
1)	Arizona	69	276	27	39.1	29	56	81.2
2)	New Orleans	45	194	20	44.4	18	38	84.4
3)	Seattle	65	281	30	46.2	23	53	81.5
4)	San Francisco	55	238	26	47.3	19	45	81.8
5)	Chicago	42	183	20	47.6	15	35	83.3
6)	Green Bay	31	138	15	48.4	11	26	83.9
7)	Carolina	66	289	32	48.5	22	54	81.8
8)	St. Louis	45	209	22	48.9	19	41	91.1
9)	Washington	57	249	28	49.1	18	46	80.7
10)	New York Giants	47	214	25	53.2	13	38	80.9
11)	Tampa Bay	48	222	26	54.2	13	39	81.3
12)	Atlanta	42	195	23	54.8	11	34	81.0
13)	Minnesota	46	218	26	56.5	12	38	82.6
14)	Detroit	46	227	27	58.7	13	40	87.0
15)	Dallas	53	283	35	66.0	12	47	88.7
16)	Philadelphia	43	259	33	76.7	9	42	97.7

NFL / TEAM/OFFENSE INSIDE THE 20

Rank	Team	Poss	Pts	TD	TD%	FG	Score	Score%
1)	Indianapolis	56	314	38	67.9	16	54	96.4
2)	Detroit	45	236	29	64.4	11	40	88.9
3)	Jacksonville	46	233	29	63.0	10	39	84.8
4)	New England	67	350	42	62.7	19	61	91.0
5)	Houston	53	286	33	62.3	18	51	96.2
6)	Green Bay	53	260	32	60.4	12	44	83.0
7)	Atlanta	58	294	35	60.3	16	51	87.9
8)	Dallas	47	230	28	59.6	11	39	83.0
9)	Kansas City	52	252	31	59.6	12	43	82.7
10)	Tennessee	43	215	25	58.1	13	38	88.4
11)	New York Giants	54	256	31	57.4	13	44	81.5
12)	San Diego	59	282	33	55.9	17	50	84.7
13)	Denver	52	243	29	55.8	14	43	82.7
14)	Philadelphia	58	279	31	53.4	21	52	89.7
15)	Miami	34	164	18	52.9	13	31	91.2
16)	Tampa Bay	44	204	23	52.3	15	38	86.4
17)	Oakland	48	231	25	52.1	19	44	91.7
18)	Buffalo	37	163	19	51.4	11	30	81.1
19)	Washington	43	193	22	51.2	13	35	81.4
20)	New Orleans	61	274	31	50.8	19	50	82.0
21)	Cincinnati	55	246	27	49.1	19	46	83.6
22)	Baltimore	51	235	25	49.0	20	45	88.2
23)	Pittsburgh	50	226	24	48.0	19	43	86.0
24)	San Francisco	42	189	20	47.6	16	36	85.7
25)	Cleveland	42	192	19	45.2	20	39	92.9
26)	Chicago	51	213	23	45.1	17	40	78.4
27)	Minnesota	46	186	20	43.5	15	35	76.1
28)	Arizona	37	157	16	43.2	15	31	83.8
29)	Seattle	50	209	21	42.0	20	41	82.0
30)	New York Jets	50	213	20	40.0	24	44	88.0
31)	St. Louis	56	212	20	35.7	24	44	78.6
32)	Carolina	33	106	10	30.3	12	22	66.7

NFL / OPPONENTS/DEFENSE INSIDE THE 20

Rank	Team	Poss	Pts	TD	TD%	FG	Score	Score%
1)	Arizona	69	276	27	39.1	29	56	81.2
2t)	Miami	45	186	18	40.0	20	38	84.4
2t)	Pittsburgh	40	165	16	40.0	18	34	85.0
4)	Tennessee	63	261	26	41.3	27	53	84.1
5)	Baltimore	40	180	17	42.5	20	37	92.5
6)	New Orleans	45	194	20	44.4	18	38	84.4
7)	Seattle	65	281	30	46.2	23	53	81.5
8)	Cincinnati	45	205	21	46.7	19	40	88.9
9)	San Francisco	55	238	26	47.3	19	45	81.8



10)	Chicago	42	183	20	47.6	15	35	83.3
11)	Cleveland	48	212	23	47.9	17	40	83.3
12)	Green Bay	31	138	15	48.4	11	26	83.9
13)	Carolina	66	289	32	48.5	22	54	81.8
14)	St. Louis	45	209	22	48.9	19	41	91.1
15)	Washington	57	249	28	49.1	18	46	80.7
16)	Indianapolis	48	230	25	52.1	18	43	89.6
17)	Oakland	49	221	26	53.1	13	39	79.6
18)	New York Giants	47	214	25	53.2	13	38	80.9
19)	New England	50	231	27	54.0	13	40	80.0
20)	Tampa Bay	48	222	26	54.2	13	39	81.3
21)	Jacksonville	57	276	31	54.4	20	51	89.5
22)	Atlanta	42	195	23	54.8	11	34	81.0
23)	Minnesota	46	218	26	56.5	12	38	82.6
24)	Detroit	46	227	27	58.7	13	40	87.0
25)	New York Jets	43	208	26	60.5	9	35	81.4
26)	Buffalo	54	277	33	61.1	15	48	88.9
27)	Denver	52	265	32	61.5	14	46	88.5
28)	San Diego	43	220	27	62.8	11	38	88.4
29)	Dallas	53	283	35	66.0	12	47	88.7
30)	Houston	59	319	40	67.8	13	53	89.8
31)	Kansas City	37	212	26	70.3	10	36	97.3
32)	Philadelphia	43	259	33	76.7	9	42	97.7

AFC / OFFENSE/TEAMS: FIRST DOWNS, THIRD DOWNS, FOURTH DOWNS

Rank	Team	FIRST DOWNS				THIRD DOWNS			FOURTH DOWNS		
		Total	Rush	Pass	Pen	Made	Att	Pct	Made	Att	Pct
1)	Indianapolis	366	87	253	26	91	204	44.6	5	8	62.5
2)	Houston	360	118	222	20	79	192	41.1	9	19	47.4
3)	San Diego	357	94	236	27	92	205	44.9	5	13	38.5
4)	New England	335	119	196	20	95	197	48.2	7	14	50.0
5)	Jacksonville	330	148	161	21	81	203	39.9	16	25	64.0
6)	Kansas City	319	129	167	23	83	226	36.7	10	23	43.5
7)	Cincinnati	317	85	206	26	87	224	38.8	13	19	68.4
8)	Denver	309	81	204	24	67	207	32.4	6	19	31.6
9)	New York Jets	307	118	171	18	93	235	39.6	5	14	35.7
10)	Oakland	306	113	159	34	75	220	34.1	8	20	40.0
11)	Baltimore	303	97	175	31	82	210	39.0	4	10	40.0
12)	Miami	300	91	189	20	92	230	40.0	3	10	30.0
13)	Pittsburgh	295	106	175	14	94	218	43.1	2	5	40.0
14)	Cleveland	265	87	154	24	75	202	37.1	5	7	71.4
15)	Buffalo	263	82	166	15	80	211	37.9	11	24	45.8
16)	Tennessee	252	73	155	24	71	204	34.8	8	14	57.1
	Totals	4984	1628	2989	367	1337	3388	39.5	117	244	48.0

AFC / DEFENSE/OPPONENTS: FIRST DOWNS, THIRD DOWNS, FOURTH DOWNS

Rank	Team	FIRST DOWNS				THIRD DOWNS			FOURTH DOWNS		
		Total	Rush	Pass	Pen	Made	Att	Pct	Made	Att	Pct
1)	San Diego	247	77	153	17	70	208	33.7	12	28	42.9
2)	Miami	264	84	166	14	84	226	37.2	8	22	36.4
3t)	New York Jets	272	70	169	33	81	219	37.0	4	6	66.7
3t)	Pittsburgh	272	61	182	29	70	209	33.5	10	16	62.5
5)	Baltimore	284	79	187	18	87	229	38.0	6	12	50.0
6)	Cincinnati	290	97	170	23	75	198	37.9	2	7	28.6
7)	Oakland	292	98	150	44	76	218	34.9	3	11	27.3
8)	Kansas City	293	88	186	19	84	223	37.7	7	20	35.0
9)	Indianapolis	314	111	190	13	78	200	39.0	8	18	44.4
10)	Jacksonville	316	98	197	21	78	189	41.3	8	18	44.4
11)	Cleveland	317	102	195	20	96	224	42.9	11	15	73.3
12)	Denver	334	126	184	24	80	209	38.3	10	16	62.5
13)	Buffalo	335	138	179	18	98	227	43.2	7	10	70.0
14)	New England	348	99	226	23	99	210	47.1	12	20	60.0
15)	Houston	352	113	211	28	77	195	39.5	11	13	84.6
16)	Tennessee	356	107	214	35	104	242	43.0	9	22	40.9
	Totals	4886	1548	2959	379	1337	3426	39.0	128	254	50.4

NFC / OFFENSE/TEAMS: FIRST DOWNS, THIRD DOWNS, FOURTH DOWNS

Rank	Team	FIRST DOWNS				THIRD DOWNS			FOURTH DOWNS		
		Total	Rush	Pass	Pen	Made	Att	Pct	Made	Att	Pct
1)	Atlanta	353	111	200	42	112	240	46.7	11	15	73.3
2)	New Orleans	351	94	236	21	106	217	48.8	5	11	45.5
3)	New York Giants	331	112	192	27	74	206	35.9	3	11	27.3
4)	Dallas	327	104	201	22	86	211	40.8	13	22	59.1
5)	Philadelphia	322	116	189	17	85	214	39.7	9	13	69.2
6)	Green Bay	312	88	204	20	85	205	41.5	5	13	38.5
7)	Detroit	304	83	199	22	97	242	40.1	10	16	62.5
8)	Washington	295	72	194	29	61	208	29.3	6	12	50.0
9)	St. Louis	292	84	179	29	78	235	33.2	8	15	53.3
10)	Minnesota	289	104	159	26	71	205	34.6	8	17	47.1
11)	Tampa Bay	288	97	172	19	89	211	42.2	10	14	71.4
12)	Chicago	263	76	163	24	64	195	32.8	2	7	28.6



13)	Seattle	260	81	159	20	76	214	35.5	6	17	35.3
14)	San Francisco	251	85	149	17	68	213	31.9	8	16	50.0
15)	Arizona	241	67	154	20	58	209	27.8	7	18	38.9
16)	Carolina	225	78	125	22	69	227	30.4	10	23	43.5
Totals		4704	1452	2875	377	1279	3452	37.1	121	240	50.4

NFC / DEFENSE/OPPONENTS: FIRST DOWNS, THIRD DOWNS, FOURTH DOWNS

Rank	Team	FIRST DOWNS				THIRD DOWNS			FOURTH DOWNS		
		Total	Rush	Pass	Pen	Made	Att	Pct	Made	Att	Pct
1)	New York Giants	263	88	159	16	66	208	31.7	9	17	52.9
2)	Green Bay	270	82	163	25	77	213	36.2	6	20	30.0
3)	New Orleans	273	94	150	29	70	203	34.5	15	23	65.2
4)	Minnesota	276	87	178	11	87	213	40.8	5	10	50.0
5)	Chicago	282	88	183	11	75	216	34.7	6	13	46.2
6)	Atlanta	284	87	183	14	79	201	39.3	9	17	52.9
7)	San Francisco	299	86	188	25	84	217	38.7	3	13	23.1
8)	St. Louis	304	88	191	25	74	221	33.5	6	12	50.0
9)	Tampa Bay	307	118	171	18	92	213	43.2	9	17	52.9
10t)	Dallas	309	84	200	25	81	204	39.7	4	9	44.4
10t)	Philadelphia	309	91	185	33	80	209	38.3	5	12	41.7
12)	Seattle	313	91	206	16	94	238	39.5	8	19	42.1
13)	Detroit	320	98	187	35	77	198	38.9	5	12	41.7
14)	Washington	326	106	207	13	75	214	35.0	7	10	70.0
15)	Carolina	328	121	176	31	81	213	38.0	4	9	44.4
16)	Arizona	339	123	178	38	87	233	37.3	9	17	52.9
Totals		4802	1532	2905	365	1279	3414	37.5	110	230	47.8

NFL / OFFENSE/TEAMS: FIRST DOWNS, THIRD DOWNS, FOURTH DOWNS

Rank	Team	FIRST DOWNS				THIRD DOWNS			FOURTH DOWNS		
		Total	Rush	Pass	Pen	Made	Att	Pct	Made	Att	Pct
1)	Indianapolis	366	87	253	26	91	204	44.6	5	8	62.5
2)	Houston	360	118	222	20	79	192	41.1	9	19	47.4
3)	San Diego	357	94	236	27	92	205	44.9	5	13	38.5
4)	Atlanta	353	111	200	42	112	240	46.7	11	15	73.3
5)	New Orleans	351	94	236	21	106	217	48.8	5	11	45.5
6)	New England	335	119	196	20	95	197	48.2	7	14	50.0
7)	New York Giants	331	112	192	27	74	206	35.9	3	11	27.3
8)	Jacksonville	330	148	161	21	81	203	39.9	16	25	64.0
9)	Dallas	327	104	201	22	86	211	40.8	13	22	59.1
10)	Philadelphia	322	116	189	17	85	214	39.7	9	13	69.2
11)	Kansas City	319	129	167	23	83	226	36.7	10	23	43.5
12)	Cincinnati	317	85	206	26	87	224	38.8	13	19	68.4
13)	Green Bay	312	88	204	20	85	205	41.5	5	13	38.5
14)	Denver	309	81	204	24	67	207	32.4	6	19	31.6
15)	New York Jets	307	118	171	18	93	235	39.6	5	14	35.7
16)	Oakland	306	113	159	34	75	220	34.1	8	20	40.0
17)	Detroit	304	83	199	22	97	242	40.1	10	16	62.5
18)	Baltimore	303	97	175	31	82	210	39.0	4	10	40.0
19)	Miami	300	91	189	20	92	230	40.0	3	10	30.0
20t)	Pittsburgh	295	106	175	14	94	218	43.1	2	5	40.0
20t)	Washington	295	72	194	29	61	208	29.3	6	12	50.0
22)	St. Louis	292	84	179	29	78	235	33.2	8	15	53.3
23)	Minnesota	289	104	159	26	71	205	34.6	8	17	47.1
24)	Tampa Bay	288	97	172	19	89	211	42.2	10	14	71.4
25)	Cleveland	265	87	154	24	75	202	37.1	5	7	71.4
26t)	Buffalo	263	82	166	15	80	211	37.9	11	24	45.8
26t)	Chicago	263	76	163	24	64	195	32.8	2	7	28.6
28)	Seattle	260	81	159	20	76	214	35.5	6	17	35.3
29)	Tennessee	252	73	155	24	71	204	34.8	8	14	57.1
30)	San Francisco	251	85	149	17	68	213	31.9	8	16	50.0
31)	Arizona	241	67	154	20	58	209	27.8	7	18	38.9
32)	Carolina	225	78	125	22	69	227	30.4	10	23	43.5
Totals		9688	3080	5864	744	2616	6840	38.2	238	484	49.2

NFL / DEFENSE/OPPONENTS: FIRST DOWNS, THIRD DOWNS, FOURTH DOWNS

Rank	Team	FIRST DOWNS				THIRD DOWNS			FOURTH DOWNS		
		Total	Rush	Pass	Pen	Made	Att	Pct	Made	Att	Pct
1)	San Diego	247	77	153	17	70	208	33.7	12	28	42.9
2)	New York Giants	263	88	159	16	66	208	31.7	9	17	52.9
3)	Miami	264	84	166	14	84	226	37.2	8	22	36.4
4)	Green Bay	270	82	163	25	77	213	36.2	6	20	30.0
5t)	New York Jets	272	70	169	33	81	219	37.0	4	6	66.7
5t)	Pittsburgh	272	61	182	29	70	209	33.5	10	16	62.5
7)	New Orleans	273	94	150	29	70	203	34.5	15	23	65.2
8)	Minnesota	276	87	178	11	87	213	40.8	5	10	50.0
9)	Chicago	282	88	183	11	75	216	34.7	6	13	46.2
10t)	Baltimore	284	79	187	18	87	229	38.0	6	12	50.0
10t)	Atlanta	284	87	183	14	79	201	39.3	9	17	52.9
12)	Cincinnati	290	97	170	23	75	198	37.9	2	7	28.6
13)	Oakland	292	98	150	44	76	218	34.9	3	11	27.3
14)	Kansas City	293	88	186	19	84	223	37.7	7	20	35.0



15)	San Francisco	299	86	188	25	84	217	38.7	3	13	23.1
16)	St. Louis	304	88	191	25	74	221	33.5	6	12	50.0
17)	Tampa Bay	307	118	171	18	92	213	43.2	9	17	52.9
18t)	Dallas	309	84	200	25	81	204	39.7	4	9	44.4
18t)	Philadelphia	309	91	185	33	80	209	38.3	5	12	41.7
20)	Seattle	313	91	206	16	94	238	39.5	8	19	42.1
21)	Indianapolis	314	111	190	13	78	200	39.0	8	18	44.4
22)	Jacksonville	316	98	197	21	78	189	41.3	8	18	44.4
23)	Cleveland	317	102	195	20	96	224	42.9	11	15	73.3
24)	Detroit	320	98	187	35	77	198	38.9	5	12	41.7
25)	Washington	326	106	207	13	75	214	35.0	7	10	70.0
26)	Carolina	328	121	176	31	81	213	38.0	4	9	44.4
27)	Denver	334	126	184	24	80	209	38.3	10	16	62.5
28)	Buffalo	335	138	179	18	98	227	43.2	7	10	70.0
29)	Arizona	339	123	178	38	87	233	37.3	9	17	52.9
30)	New England	348	99	226	23	99	210	47.1	12	20	60.0
31)	Houston	352	113	211	28	77	195	39.5	11	13	84.6
32)	Tennessee	356	107	214	35	104	242	43.0	9	22	40.9
	Totals	9688	3080	5864	744	2616	6840	38.2	238	484	49.2

AFC / FIRST-DOWN PLAYS BY TEAMS

Rank	Team	Yds/Play	Plays	Yards
1)	San Diego	6.30	486	3060
2)	Houston	6.27	483	3028
3)	Tennessee	6.04	393	2375
4)	Oakland	6.00	463	2779
5)	Denver	5.75	454	2611
6)	Jacksonville	5.72	455	2604
7)	New England	5.69	442	2514
8)	Kansas City	5.57	463	2578
9)	Miami	5.37	453	2434
10)	Cincinnati	5.37	460	2471
11)	Indianapolis	5.36	489	2621
12)	Pittsburgh	5.30	432	2289
13)	New York Jets	5.21	466	2428
14)	Cleveland	5.18	407	2109
15)	Buffalo	5.07	410	2079
16)	Baltimore	4.70	451	2119
	TOTAL	5.56	7207	40099

AFC / FIRST-DOWN PLAYS BY OPPONENTS

Rank	Team	Yds/Play	Plays	Yards
1)	Pittsburgh	4.08	420	1713
2)	San Diego	4.64	393	1825
3)	New York Jets	4.79	432	2070
4)	Tennessee	4.83	497	2401
5)	Miami	5.40	413	2229
6)	Buffalo	5.41	472	2555
7)	Cleveland	5.49	450	2471
8)	Cincinnati	5.51	430	2368
9)	New England	5.52	480	2650
10)	Kansas City	5.58	440	2453
11)	Oakland	5.58	434	2421
12)	Indianapolis	5.67	448	2539
13)	Baltimore	5.68	436	2478
14)	Denver	6.00	475	2848
15)	Jacksonville	6.20	435	2699
16)	Houston	6.50	468	3043
	TOTAL	5.44	7123	38763

FIRST-DOWN PLAYS BY TEAMS

Rank	Team	Yds/Play	Plays	Yards
1)	New York Giants	6.57	485	3187
2)	Philadelphia	6.46	463	2993
3)	Washington	6.02	460	2770
4)	Tampa Bay	5.76	423	2436
5)	Green Bay	5.75	446	2566
6)	San Francisco	5.74	406	2332
7)	Minnesota	5.57	438	2441
8)	Dallas	5.55	461	2559
9)	Seattle	5.38	415	2232
10)	New Orleans	5.35	477	2552
11)	Arizona	5.10	398	2028
12)	Chicago	5.00	421	2104
13)	Detroit	4.82	455	2195
14)	Atlanta	4.76	473	2250
15)	St. Louis	4.63	450	2083
16)	Carolina	4.18	396	1656
	TOTAL	5.43	7067	38384



FIRST-DOWN PLAYS BY OPPONENTS

Rank	Team	Yds/Play	Plays	Yards
1)	San Francisco	4.96	453	2246
2)	Carolina	5.04	477	2404
3)	Minnesota	5.17	423	2188
4)	New Orleans	5.27	409	2157
5)	Green Bay	5.28	416	2195
6)	Atlanta	5.29	419	2217
7)	New York Giants	5.32	425	2262
8)	Chicago	5.35	446	2384
9)	Detroit	5.37	454	2440
10)	Arizona	5.50	489	2690
11)	Philadelphia	5.56	449	2498
12)	Tampa Bay	5.76	442	2545
13)	Seattle	5.84	459	2682
14)	St. Louis	5.98	453	2711
15)	Dallas	6.44	448	2886
16)	Washington	6.57	489	3215
	TOTAL	5.55	7151	39720

NFL / FIRST-DOWN PLAYS BY TEAMS

Rank	Team	Yds/Play	Plays	Yards
1)	New York Giants	6.57	485	3187
2)	Philadelphia	6.46	463	2993
3)	San Diego	6.30	486	3060
4)	Houston	6.27	483	3028
5)	Tennessee	6.04	393	2375
6)	Washington	6.02	460	2770
7)	Oakland	6.00	463	2779
8)	Tampa Bay	5.76	423	2436
9)	Green Bay	5.75	446	2566
10)	Denver	5.75	454	2611
11)	San Francisco	5.74	406	2332
12)	Jacksonville	5.72	455	2604
13)	New England	5.69	442	2514
14)	Minnesota	5.57	438	2441
15)	Kansas City	5.57	463	2578
16)	Dallas	5.55	461	2559
17)	Seattle	5.38	415	2232
18)	Miami	5.37	453	2434
19)	Cincinnati	5.37	460	2471
20)	Indianapolis	5.36	489	2621
21)	New Orleans	5.35	477	2552
22)	Pittsburgh	5.30	432	2289
23)	New York Jets	5.21	466	2428
24)	Cleveland	5.18	407	2109
25)	Arizona	5.10	398	2028
26)	Buffalo	5.07	410	2079
27)	Chicago	5.00	421	2104
28)	Detroit	4.82	455	2195
29)	Atlanta	4.76	473	2250
30)	Baltimore	4.70	451	2119
31)	St. Louis	4.63	450	2083
32)	Carolina	4.18	396	1656
	TOTAL	5.50	14274	78483

NFL / FIRST-DOWN PLAYS BY OPPONENTS

Rank	Team	Yds/Play	Plays	Yards
1)	Pittsburgh	4.08	420	1713
2)	San Diego	4.64	393	1825
3)	New York Jets	4.79	432	2070
4)	Tennessee	4.83	497	2401
5)	San Francisco	4.96	453	2246
6)	Carolina	5.04	477	2404
7)	Minnesota	5.17	423	2188
8)	New Orleans	5.27	409	2157
9)	Green Bay	5.28	416	2195
10)	Atlanta	5.29	419	2217
11)	New York Giants	5.32	425	2262
12)	Chicago	5.35	446	2384
13)	Detroit	5.37	454	2440
14)	Miami	5.40	413	2229
15)	Buffalo	5.41	472	2555
16)	Cleveland	5.49	450	2471
17)	Arizona	5.50	489	2690
18)	Cincinnati	5.51	430	2368
19)	New England	5.52	480	2650
20)	Philadelphia	5.56	449	2498
21)	Kansas City	5.58	440	2453
22)	Oakland	5.58	434	2421
23)	Indianapolis	5.67	448	2539



24)	Baltimore	5.68	436	2478
25)	Tampa Bay	5.76	442	2545
26)	Seattle	5.84	459	2682
27)	St. Louis	5.98	453	2711
28)	Denver	6.00	475	2848
29)	Jacksonville	6.20	435	2699
30)	Dallas	6.44	448	2886
31)	Houston	6.50	468	3043
32)	Washington	6.57	489	3215
	TOTAL	5.50	14274	78483

AFC / KICKOFFS (Receiving Team)

Rank	Team	TotKO	AdjKO	TB	TB%	EZ	EZ%	OB	I20	Avg.Start
1)	New York Jets	73	71	7	9.9	22	30.1	2	3	31.5
2)	New England	69	62	5	8.1	18	26.1	3	6	30.0
3)	Pittsburgh	62	58	11	19.0	20	32.3	0	5	28.6
4)	Tennessee	86	82	22	26.8	38	44.2	0	7	28.4
5)	Cincinnati	85	80	9	11.3	22	25.9	3	11	27.7
6)	Cleveland	78	77	7	9.1	17	21.8	0	12	27.6
7)	Oakland	83	79	12	15.2	31	37.3	1	17	27.4
8)	Jacksonville	88	87	6	6.9	26	29.5	1	17	27.1
9)	Buffalo	88	83	16	19.3	28	31.8	2	13	26.6
10)	Denver	98	92	36	39.1	49	50.0	2	8	25.9
11)	Miami	79	79	21	26.6	33	41.8	1	9	25.8
12)	Baltimore	72	69	13	18.8	36	50.0	2	14	25.3
13)	San Diego	72	70	15	21.4	41	56.9	0	11	25.0
14)	Kansas City	71	69	11	15.9	24	33.8	1	15	24.6
15)	Houston	86	84	17	20.2	37	43.0	0	18	23.7
16)	Indianapolis	87	83	16	19.3	40	46.0	1	21	22.7
	Totals	1277	1225	224	18.3	482	39.3	19	187	26.6

AFC / KICKOFFS (Kicking Team)

Rank	Team	TotKO	AdjKO	TB	TB%	EZ	EZ%	OB	I20	Avg.Start
1)	Baltimore	79	76	40	52.6	57	72.2	1	9	23.7
2)	Cleveland	67	62	7	11.3	19	28.4	2	14	24.1
3)	Jacksonville	76	75	15	20.0	32	42.1	2	16	25.4
4)	Houston	86	84	13	15.5	39	45.3	0	7	26.0
5)	Denver	78	72	22	30.6	38	48.7	0	9	26.1
6)	Oakland	93	90	29	32.2	46	49.5	1	9	26.3
7)	Indianapolis	91	88	16	18.2	55	60.4	0	15	26.5
8)	Tennessee	76	75	17	22.7	36	47.4	2	11	26.9
9)	New York Jets	81	80	7	8.8	18	22.2	1	9	27.6
10)	New England	100	100	17	17.0	31	31.0	1	11	27.8
11)	Kansas City	78	74	8	10.8	25	32.1	2	12	27.9
12)	Pittsburgh	86	79	7	8.9	12	14.0	1	14	28.0
13)	Miami	70	68	14	20.6	31	44.3	3	8	28.0
14)	San Diego	96	92	6	6.5	18	18.8	3	13	28.2
15)	Buffalo	68	65	8	12.3	22	32.4	1	5	28.5
16)	Cincinnati	76	72	8	11.1	19	25.0	1	10	29.7
	Totals	1301	1252	234	18.7	498	39.8	21	172	26.9

Note: Average team drive start DOES NOT include onside kicks or kickoffs at the end of a half unless either kickoff is returned for a touchdown. All other kickoffs (returned kickoffs, fair catches, touchback and kickoffs out of bounds) are included. Kickoffs resulting in the kicking team retaining possession are not included.

ADJ KO: Adjusted kickoffs are used to compute the Avg. Team Drive Start.

I20: The number of drives that start inside (not including) the 20 yd line.

NFC / KICKOFFS (Receiving Team)

Rank	Team	TotKO	AdjKO	TB	TB%	EZ	EZ%	OB	I20	Avg.Start
1)	Chicago	68	66	5	7.6	20	29.4	1	10	31.5
2)	Seattle	87	84	19	22.6	30	34.5	1	12	30.2
3)	Minnesota	75	72	6	8.3	19	25.3	4	12	30.0
4)	Arizona	99	95	12	12.6	46	46.5	1	14	27.9
5)	Green Bay	63	60	1	1.7	15	23.8	0	9	27.6
6)	Washington	85	84	11	13.1	35	41.2	1	13	27.4
7)	Detroit	78	76	15	19.7	37	47.4	1	11	27.1
8)	Tampa Bay	69	67	11	16.4	24	34.8	0	12	26.7
9)	Atlanta	67	63	17	27.0	39	58.2	1	10	26.4
10)	New York Giants	76	72	15	20.8	23	30.3	1	8	25.7
11)	St. Louis	84	81	8	9.9	39	46.4	1	14	25.6
12)	Philadelphia	78	75	11	14.7	21	26.9	2	13	25.4
13)	Carolina	91	88	14	15.9	29	31.9	1	20	25.1
14)	New Orleans	74	69	19	27.5	37	50.0	1	8	25.0
15)	Dallas	91	88	14	15.9	36	39.6	2	16	24.7
16)	San Francisco	77	76	14	18.4	25	32.5	2	18	24.6
	Totals	1262	1216	192	15.8	475	39.1	20	200	26.9



NFC / KICKOFFS (Kicking Team)

Rank	Team	TotKO	AdjKO	TB	TB%	EZ	EZ%	OB	I20	Avg.Start
1)	Atlanta	88	86	23	26.7	48	54.5	0	23	22.2
2)	Washington	72	70	9	12.9	24	33.3	1	19	23.7
3)	Seattle	73	68	20	29.4	43	58.9	1	14	24.6
4)	Carolina	58	54	11	20.4	34	58.6	1	9	25.0
5)	St. Louis	73	68	5	7.4	34	46.6	2	17	25.2
6)	Philadelphia	96	93	23	24.7	42	43.8	2	15	25.4
7)	Arizona	70	65	16	24.6	34	48.6	0	11	25.6
8)	Dallas	85	82	22	26.8	44	51.8	3	17	25.9
9)	New Orleans	84	82	14	17.1	38	45.2	2	12	26.9
10)	Tampa Bay	78	74	1	1.4	14	17.9	0	18	27.4
11)	Detroit	77	73	3	4.1	16	20.8	0	11	27.5
12)	New York Giants	85	82	7	8.5	19	22.4	1	15	27.7
13)	Chicago	78	76	16	21.1	31	39.7	2	6	28.5
14)	San Francisco	72	72	5	6.9	13	18.1	0	12	29.1
15)	Green Bay	84	81	4	4.9	14	16.7	3	10	29.8
16)	Minnesota	65	63	3	4.8	11	16.9	0	6	30.8
Totals		1238	1189	182	15.3	459	38.6	18	215	26.6

Note: Average team drive start DOES NOT include onside kicks or kickoffs at the end of a half unless either kickoff is returned for a touchdown. All other kickoffs (returned kickoffs, fair catches, touchback and kickoffs out of bounds) are included. Kickoffs resulting in the kicking team retaining possession are not included.

ADJ KO: Adjusted kickoffs are used to compute the Avg. Team Drive Start.

I20: The number of drives that start inside (not including) the 20 yd line.

NFL / KICKOFFS (Receiving Team)

Rank	Team	TotKO	AdjKO	TB	TB%	EZ	EZ%	OB	I20	Avg.Start
1)	New York Jets	73	71	7	9.9	22	30.1	2	3	31.5
2)	Chicago	68	66	5	7.6	20	29.4	1	10	31.5
3)	Seattle	87	84	19	22.6	30	34.5	1	12	30.2
4)	Minnesota	75	72	6	8.3	19	25.3	4	12	30.0
5)	New England	69	62	5	8.1	18	26.1	3	6	30.0
6)	Pittsburgh	62	58	11	19.0	20	32.3	0	5	28.6
7)	Tennessee	86	82	22	26.8	38	44.2	0	7	28.4
8)	Arizona	99	95	12	12.6	46	46.5	1	14	27.9
9)	Cincinnati	85	80	9	11.3	22	25.9	3	11	27.7
10)	Cleveland	78	77	7	9.1	17	21.8	0	12	27.6
11)	Green Bay	63	60	1	1.7	15	23.8	0	9	27.6
12)	Washington	85	84	11	13.1	35	41.2	1	13	27.4
13)	Oakland	83	79	12	15.2	31	37.3	1	17	27.4
14)	Detroit	78	76	15	19.7	37	47.4	1	11	27.1
15)	Jacksonville	88	87	6	6.9	26	29.5	1	17	27.1
16)	Tampa Bay	69	67	11	16.4	24	34.8	0	12	26.7
17)	Buffalo	88	83	16	19.3	28	31.8	2	13	26.6
18)	Atlanta	67	63	17	27.0	39	58.2	1	10	26.4
19)	Denver	98	92	36	39.1	49	50.0	2	8	25.9
20)	Miami	79	79	21	26.6	33	41.8	1	9	25.8
21)	New York Giants	76	72	15	20.8	23	30.3	1	8	25.7
22)	St. Louis	84	81	8	9.9	39	46.4	1	14	25.6
23)	Philadelphia	78	75	11	14.7	21	26.9	2	13	25.4
24)	Baltimore	72	69	13	18.8	36	50.0	2	14	25.3
25)	Carolina	91	88	14	15.9	29	31.9	1	20	25.1
26)	San Diego	72	70	15	21.4	41	56.9	0	11	25.0
27)	New Orleans	74	69	19	27.5	37	50.0	1	8	25.0
28)	Dallas	91	88	14	15.9	36	39.6	2	16	24.7
29)	San Francisco	77	76	14	18.4	25	32.5	2	18	24.6
30)	Kansas City	71	69	11	15.9	24	33.8	1	15	24.6
31)	Houston	86	84	17	20.2	37	43.0	0	18	23.7
32)	Indianapolis	87	83	16	19.3	40	46.0	1	21	22.7
Totals		2539	2441	416	17.0	957	39.2	39	387	26.8

Note: Average opponent drive start DOES NOT include onside kicks or kickoffs at the end of a half unless either kickoff is returned for a touchdown. All other kickoffs (returned kickoffs, fair catches, touchback and kickoffs out of bounds) are included. Kickoffs resulting in the kicking team retaining possession are not included.

ADJ KO: Adjusted kickoffs are used to compute the Avg. Team Drive Start.

I20: The number of drives that start inside (not including) the 20 yd line.

NFL / KICKOFFS (Kicking Team)

Rank	Team	TotKO	AdjKO	TB	TB%	EZ	EZ%	OB	I20	Avg.Start
1)	Atlanta	88	86	23	26.7	48	54.5	0	23	22.2
2)	Baltimore	79	76	40	52.6	57	72.2	1	9	23.7
3)	Washington	72	70	9	12.9	24	33.3	1	19	23.7
4)	Cleveland	67	62	7	11.3	19	28.4	2	14	24.1
5)	Seattle	73	68	20	29.4	43	58.9	1	14	24.6
6)	Carolina	58	54	11	20.4	34	58.6	1	9	25.0
7)	St. Louis	73	68	5	7.4	34	46.6	2	17	25.2



8)	Jacksonville	76	75	15	20.0	32	42.1	2	16	25.4
9)	Philadelphia	96	93	23	24.7	42	43.8	2	15	25.4
10)	Arizona	70	65	16	24.6	34	48.6	0	11	25.6
11)	Dallas	85	82	22	26.8	44	51.8	3	17	25.9
12)	Houston	86	84	13	15.5	39	45.3	0	7	26.0
13)	Denver	78	72	22	30.6	38	48.7	0	9	26.1
14)	Oakland	93	90	29	32.2	46	49.5	1	9	26.3
15)	Indianapolis	91	88	16	18.2	55	60.4	0	15	26.5
16)	Tennessee	76	75	17	22.7	36	47.4	2	11	26.9
17)	New Orleans	84	82	14	17.1	38	45.2	2	12	26.9
18)	Tampa Bay	78	74	1	1.4	14	17.9	0	18	27.4
19)	Detroit	77	73	3	4.1	16	20.8	0	11	27.5
20)	New York Jets	81	80	7	8.8	18	22.2	1	9	27.6
21)	New York Giants	85	82	7	8.5	19	22.4	1	15	27.7
22)	New England	100	100	17	17.0	31	31.0	1	11	27.8
23)	Kansas City	78	74	8	10.8	25	32.1	2	12	27.9
24)	Pittsburgh	86	79	7	8.9	12	14.0	1	14	28.0
25)	Miami	70	68	14	20.6	31	44.3	3	8	28.0
26)	San Diego	96	92	6	6.5	18	18.8	3	13	28.2
27)	Chicago	78	76	16	21.1	31	39.7	2	6	28.5
28)	Buffalo	68	65	8	12.3	22	32.4	1	5	28.5
29)	San Francisco	72	72	5	6.9	13	18.1	0	12	29.1
30)	Cincinnati	76	72	8	11.1	19	25.0	1	10	29.7
31)	Green Bay	84	81	4	4.9	14	16.7	3	10	29.8
32)	Minnesota	65	63	3	4.8	11	16.9	0	6	30.8
	Totals	2539	2441	416	17.0	957	39.2	39	387	26.8

Note: Average team drive start DOES NOT include onside kicks or kickoffs at the end of a half unless either kickoff is returned for a touchdown. All other kickoffs (returned kickoffs, fair catches, touchback and kickoffs out of bounds) are included. Kickoffs resulting in the kicking team retaining possession are not included.

ADJ KO: Adjusted kickoffs are used to compute the Avg. Team Drive Start.

I20: The number of drives that start inside (not including) the 20 yd line.

AFC / SINGLE-GAME HIGHS / PLAYERS

Most Points-- 24, D. McFadden, Oak. at Denv., 10/24, (4 td, 0 fg, 0 xp, 0 2pt)
Passing Yards-- 497, Schaub, Hou. at Wash., 9/19 (OT), (38-52, 497, 3 td, 1 int)
Passing Yards-- 476, Orton, Denv. vs. Ind., 9/26, (37-57, 476, 1 td, 1 int)
Longest Pass-- 80, K. Collins, Tenn. vs. Phil., 10/24, (to Britt, Kenny, td)
Passing Touchdowns-- 4, Fitzpatrick, Buff. at Balt., 10/24 (OT), (29-43, 382, 4 td, 2 int)
Passing Touchdowns-- 4, (11 times in Non-Overtime Games)
Rushing Yards-- 231, Foster, Hou. vs. Ind., 9/12, (33-231, 3 td)
Rushing Attempts-- 36, Mendenhall, Pitt. at Buff., 11/28 (OT), (36-151, 1 td)
Rushing Attempts-- 33, Foster, Hou. vs. Ind., 9/12, (33-231, 3 td)
Longest Rush-- 80, Charles, K.C. at St.L., 12/19
Receptions-- 15, Wayne, Ind. at Jax , 10/3, (15-196, 0 td)
Receiving Yards-- 225, Britt, Tenn. vs. Phil., 10/24, (7-225, 3 td)
Kickoff Return Yards-- 233, D. Reed, Balt. at Hou., 12/13 (OT), (6-233, 1 td)
Kickoff Return Yards-- 211, Decker, Denv. at Ariz., 12/12, (7-211, 0 td)
Kickoff Returns-- 9, B. James, Ind. vs. S.D., 11/28, (9-150, 0 td)
Longest Kickoff Return-- 103, D. Reed, Balt. at Hou., 12/13 (OT), td
Longest Kickoff Return-- 103, Tate, N.E. at Miami, 10/4, td
Punt Return Yards-- 112, Edelman, N.E. vs. Miami, 1/2, (4-112, 2 fc, 1 td)
Punt Returns-- 7, Brown, Pitt. vs. Oak., 11/21, (7-66, 0 fc, 0 td)
Longest Punt Return-- 94, McCluster, K.C. vs. S.D., 9/13, td
Longest Punt Return-- 94, Edelman, N.E. vs. Miami, 1/2, td
Interceptions-- 3, Quin, Hou. vs. Tenn., 11/28, (3-12, 0 td)
Longest Interception Return-- 79, Keisel, Pitt. at T.B., 9/26, td
Sacks-- 4.0, Phillips, S.D. vs. Ariz., 10/3
Scrimmage Yards-- 238, Charles, K.C. vs. Buff., 10/31 (OT), (Rush 22-177, Rec 4-61)
Scrimmage Yards-- 238, Foster, Hou. vs. Ind., 9/12, (Rush 33-231, Rec 1-7)
Longest Punt-- 72, Huber, Cin. vs. T.B., 10/10
Longest Punt-- 72, Colquitt, K.C. at St.L., 12/19
Punts-- 10, Fields, Miami at NY-J, 12/12, (10-564, 56.4)
Field Goals Made-- 5, (6 times in Non-Overtime Games)
Longest Field Goal-- 60, D. Carpenter, Miami vs. Clev., 12/5

NFC / SINGLE-GAME HIGHS / PLAYERS

Most Points-- 25, Feely, Ariz. vs. Denv., 12/12, (1 td, 5 fg, 4 xp, 0 2pt)
Passing Yards-- 446, Favre, Minn. vs. Ariz., 11/7 (OT), (36-47, 446, 2 td, 2 int)
Passing Yards-- 406, Romo, Dal. vs. Tenn., 10/10, (31-46, 406, 3 td, 3 int)
Longest Pass-- 92, Manning, NY-G at Wash., 1/2, (to Manningham, Mario, td)
Passing Touchdowns-- 5, Freeman, T.B. vs. Sea., 12/26, (21-26, 237, 5 td, 0 int)
Rushing Yards-- 172, Torain, Wash. vs. T.B., 12/12, (24-172, 0 td)
Rushing Attempts-- 30, Turner, Atl. at N.O., 9/26 (OT), (30-114, 1 td)
Rushing Attempts-- 29, (3 times in Non-Overtime Games)
Longest Rush-- 80, Hightower, Ariz. at Atl., 9/19, td
Longest Rush-- 80, Peterson, Minn. vs. Det., 9/26, td
Receptions-- 13, White, Atl. at Pitt., 9/12 (OT), (13-111, 0 td)
Receptions-- 12, (4 times in Non-Overtime Games)
Receiving Yards-- 210, D. Jackson, Phil. at Dal., 12/12, (4-210, 1 td)



Kickoff Return Yards-- 253, Washington, Sea. vs. S.D., 9/26, (4-253, 2 td)
Kickoff Returns-- 8, Booker, Minn. vs. Chi., 12/20, (8-157, 0 td)
Longest Kickoff Return-- 105, Logan, Det. vs. St.L., 10/10, td
Punt Return Yards-- 97, McCann, Dal. vs. Det., 11/21, (1-97, 0 fc, 1 td)
Punt Return Yards-- 97, Ginn, S.F. at St.L., 12/26, (3-97, 3 fc, 1 td)
Punt Returns-- 7, Camarillo, Minn. vs. Ariz., 11/7 (OT), (7-86, 0 fc, 0 td)
Punt Returns-- 6, Washington, Sea. vs. St.L., 1/2, (6-25, 1 fc, 0 td)
Longest Punt Return-- 97, McCann, Dal. vs. Det., 11/21, td
Interceptions-- 4, Hall, Wash. at Chi., 10/24, (4-92, 1 td)
Longest Interception Return-- 101, McCann, Dal. at NY-G, 11/14, td
Sacks-- 3.0, (11 times in Non-Overtime Games)
Scrimmage Yards-- 232, Best, Det. vs. Phil., 9/19, (Rush 17-78, Rec 9-154)
Longest Punt-- 69, Dodge, NY-G at Dal., 10/25
Punts-- 10, D. Jones, St.L. at S.F., 11/14 (OT), (10-437, 43.7)
Punts-- 10, Ryan, Sea. at Chi., 10/17, (10-397, 39.7)
Punts-- 10, Kluwe, Minn. vs. NY-G, 12/13, (10-458, 45.8)
Field Goals Made-- 5, (3 times in Non-Overtime Games)
Longest Field Goal-- 56, Crosby, G.B. at Phil., 9/12

NFC / SINGLE-GAME HIGHS / PLAYERS

Most Points-- 25, Feely, Ariz. vs. Denv., 12/12, (1 td, 5 fg, 4 xp, 0 2pt)
Passing Yards-- 497, Schaub, Hou. at Wash., 9/19 (OT), (38-52, 497, 3 td, 1 int)
Passing Yards-- 476, Orton, Denv. vs. Ind., 9/26, (37-57, 476, 1 td, 1 int)
Longest Pass-- 92, Manning, NY-G at Wash., 1/2, (to Manningham, Mario, td)
Passing Touchdowns-- 5, Freeman, T.B. vs. Sea., 12/26, (21-26, 237, 5 td, 0 int)
Rushing Yards-- 231, Foster, Hou. vs. Ind., 9/12, (33-231, 3 td)
Rushing Attempts-- 36, Mendenhall, Pitt. at Buff., 11/28 (OT), (36-151, 1 td)
Rushing Attempts-- 33, Foster, Hou. vs. Ind., 9/12, (33-231, 3 td)
Longest Rush-- 80, (3 times in Non-Overtime Games)
Receptions-- 15, Wayne, Ind. at Jax , 10/3, (15-196, 0 td)
Receiving Yards-- 225, Britt, Tenn. vs. Phil., 10/24, (7-225, 3 td)
Kickoff Return Yards-- 253, Washington, Sea. vs. S.D., 9/26, (4-253, 2 td)
Kickoff Returns-- 9, B. James, Ind. vs. S.D., 11/28, (9-150, 0 td)
Longest Kickoff Return-- 105, Logan, Det. vs. St.L., 10/10, td
Punt Return Yards-- 112, Edelman, N.E. vs. Miami, 1/2, (4-112, 2 fc, 1 td)
Punt Returns-- 7, Camarillo, Minn. vs. Ariz., 11/7 (OT), (7-86, 0 fc, 0 td)
Punt Returns-- 7, Brown, Pitt. vs. Oak., 11/21, (7-66, 0 fc, 0 td)
Longest Punt Return-- 97, McCann, Dal. vs. Det., 11/21, td
Interceptions-- 4, Hall, Wash. at Chi., 10/24, (4-92, 1 td)
Longest Interception Return-- 101, McCann, Dal. at NY-G, 11/14, td
Sacks-- 4.0, Phillips, S.D. vs. Ariz., 10/3
Scrimmage Yards-- 238, Charles, K.C. vs. Buff., 10/31 (OT), (Rush 22-177, Rec 4-61)
Scrimmage Yards-- 238, Foster, Hou. vs. Ind., 9/12, (Rush 33-231, Rec 1-7)
Longest Punt-- 72, Huber, Cin. vs. T.B., 10/10
Longest Punt-- 72, Colquitt, K.C. at St.L., 12/19
Punts-- 10, D. Jones, St.L. at S.F., 11/14 (OT), (10-437, 43.7)
Punts-- 10, (3 times in Non-Overtime Games)
Field Goals Made-- 5, (9 times in Non-Overtime Games)
Longest Field Goal-- 60, D. Carpenter, Miami vs. Clev., 12/5

300-Yard Passing Games

497, Schaub, HOU at WAS 09/19 (ot) (38-52, 3 TD)
476, Orton, DEN vs. IND 09/26 (37-57, 1 TD)
469, Cassel, KC at DEN 11/14 (33-53, 4 TD)
455, Rivers, SD at SEA 09/26 (29-53, 2 TD)
446, Favre, MIN vs. ARI 11/07 (ot) (36-47, 2 TD)
433, Manning, IND at HOU 09/12 (40-57, 3 TD)
431, Rivers, SD at OAK 10/10 (27-42, 2 TD)
426, McNabb, WAS vs. HOU 09/19 (ot) (28-38, 1 TD)
412, C. Palmer, CIN at ATL 10/24 (36-50, 3 TD)
406, Romo, DAL vs. TEN 10/10 (31-46, 3 TD)
404, Rodgers, GB vs. NYG 12/26 (25-37, 4 TD)
396, Manning, IND at NE 11/21 (38-52, 4 TD)
393, Schaub, HOU vs. BAL 12/13 (ot) (31-62, 3 TD)
387, Roethlisberger, PIT vs. NE 11/14 (30-49, 3 TD)
386, Manning, NYG vs. TEN 09/26 (34-48, 0 TD)
382, Fitzpatrick, BUF at BAL 10/24 (ot) (29-43, 4 TD)
382, Brees, NO vs. SEA 11/21 (29-43, 4 TD)
379, Kitna, DAL vs. JAX 10/31 (34-49, 1 TD)
376, McNabb, WAS at TEN 11/21 (ot) (30-50, 1 TD)
374, Romo, DAL vs. CHI 09/19 (34-51, 1 TD)
373, Manning, NYG vs. DAL 11/14 (33-48, 2 TD)
372, Cutler, CHI vs. DET 09/12 (23-35, 2 TD)
371, C. Palmer, CIN at CLE 10/03 (25-36, 2 TD)
370, Orton, DEN at SF 10/31 (28-40, 1 TD)
369, Brady, NE at CHI 12/12 (27-40, 2 TD)
366, Hasselbeck, SEA at NO 11/21 (32-44, 1 TD)
365, Brees, NO vs. ATL 09/26 (ot) (30-38, 3 TD)
365, Manning, IND vs. DAL 12/05 (ot) (36-48, 2 TD)
363, Henne, MIA vs. NYJ 09/26 (26-44, 2 TD)
357, McNabb, WAS vs. GB 10/10 (ot) (26-49, 1 TD)
356, T. Smith, SF vs. STL 11/14 (ot) (17-28, 1 TD)



356, Brees, NO vs. CLE 10/24 (37-56, 2 TD)
352, Brees, NO at DAL 11/25 (23-39, 1 TD)
352, Manning, IND at JAX 10/03 (33-46, 2 TD)
350, Brady, NE at PIT 11/14 (30-43, 3 TD)
347, Orton, DEN vs. STL 11/28 (24-41, 3 TD)
345, C. Palmer, CIN at NE 09/12 (34-50, 2 TD)
344, Rodgers, GB at ATL 11/28 (26-35, 1 TD)
342, Garrard, JAX vs. HOU 11/14 (24-31, 2 TD)
341, Orton, DEN at TEN 10/03 (35-50, 2 TD)
341, Brady, NE at DET 11/25 (21-27, 4 TD)
337, Schaub, HOU at PHI 12/02 (22-36, 2 TD)
336, Rivers, SD vs. NE 10/24 (34-50, 1 TD)
336, Grossman, WAS vs. NYG 01/02 (26-44, 2 TD)
336, Sanchez, NYJ at DET 11/07 (ot) (22-39, 1 TD)
335, Sh. Hill, DET vs. PHI 09/19 (25-45, 2 TD)
334, Rivers, SD vs. JAX 09/19 (22-29, 3 TD)
333, Hasselbeck, SEA at ARI 11/14 (22-34, 1 TD)
333, Vick, PHI at CHI 11/28 (29-44, 2 TD)
333, Vick, PHI at WAS 11/15 (20-28, 4 TD)
331, Sh. Hill, DET at GB 10/03 (34-54, 2 TD)
327, Kitna, DAL at NYG 11/14 (13-22, 3 TD)
326, Brady, NE vs. NYJ 12/06 (21-29, 4 TD)
326, Kolb, PHI vs. ATL 10/17 (23-29, 3 TD)
325, Schaub, HOU at TEN 12/19 (35-54, 2 TD)
325, Manning, IND at DEN 09/26 (27-43, 3 TD)
324, J. Campbell, OAK at JAX 12/12 (21-30, 2 TD)
323, Sh. Hill, DET at BUF 11/14 (29-50, 1 TD)
322, Anderson, ARI vs. SEA 11/14 (23-45, 1 TD)
322, Grossman, WAS at DAL 12/19 (25-43, 4 TD)
320, Roethlisberger, PIT vs. CAR 12/23 (22-32, 1 TD)
319, Manning, IND at TEN 12/09 (25-35, 2 TD)
316, Rodgers, GB at CHI 09/27 (34-45, 1 TD)
316, Fitzpatrick, BUF at CIN 11/21 (21-34, 4 TD)
316, Ryan, ATL vs. BAL 11/11 (32-50, 3 TD)
315, Sanchez, NYJ vs. HOU 11/21 (22-38, 3 TD)
314, Schaub, HOU at JAX 11/14 (22-32, 2 TD)
314, Cassel, KC vs. TEN 12/26 (24-34, 3 TD)
314, Orton, DEN at BAL 10/10 (23-38, 2 TD)
313, Rivers, SD at DEN 01/02 (21-37, 0 TD)
313, Kitna, DAL vs. NO 11/25 (30-42, 0 TD)
313, Brees, NO at CIN 12/05 (24-29, 2 TD)
313, Rodgers, GB vs. MIA 10/17 (ot) (18-33, 1 TD)
310, Schaub, HOU at DEN 12/26 (23-33, 1 TD)
310, J. Campbell, OAK vs. SEA 10/31 (15-27, 2 TD)
309, A. Smith, SF vs. PHI 10/10 (25-39, 3 TD)
308, Bradford, STL at DEN 11/28 (22-37, 3 TD)
308, Moore, CAR vs. SF 10/24 (28-41, 2 TD)
308, Tebow, DEN vs. HOU 12/26 (16-29, 1 TD)
307, Henne, MIA at OAK 11/28 (17-30, 2 TD)
307, Manning, IND at WAS 10/17 (25-38, 2 TD)
307, Orton, DEN vs. SEA 09/19 (25-35, 2 TD)
306, Manning, NYG at DAL 10/25 (25-35, 4 TD)
305, Schaub, HOU vs. KC 10/17 (25-33, 2 TD)
305, Kitna, DAL vs. WAS 12/19 (25-37, 2 TD)
305, C. Palmer, CIN at BAL 01/02 (32-45, 1 TD)
305, Brees, NO vs. PIT 10/31 (34-44, 2 TD)
305, Rivers, SD vs. TEN 10/31 (27-36, 2 TD)
305, Henne, MIA vs. NE 10/04 (28-38, 2 TD)
302, Roethlisberger, PIT at MIA 10/24 (19-27, 2 TD)
302, Brees, NO at ATL 12/27 (35-49, 1 TD)
302, Vick, PHI vs. HOU 12/02 (22-33, 2 TD)
301, Rodgers, GB at MIN 11/21 (22-31, 4 TD)
301, Flacco, BAL at CAR 11/21 (24-33, 1 TD)
301, Manning, NYG at GB 12/26 (17-33, 2 TD)
300, K. Collins, TEN at IND 01/02 (28-39, 2 TD)

100-Yard Receiving Games

225, Britt, TEN vs. PHI 10/24 (7 rec., 3 TD)
222, Owens, CIN at CLE 10/03 (10 rec., 1 TD)
213, Floyd, SD at OAK 10/10 (8 rec., 1 TD)
210, D. Jackson, PHI at DAL 12/12 (4 rec., 1 TD)
201, White, ATL vs. CIN 10/24 (11 rec., 2 TD)
200, Wayne, IND vs. DAL 12/05 (ot) (14 rec., 1 TD)
196, Wayne, IND at JAX 10/03 (15 rec., 0 TD)
186, Bowe, KC at DEN 11/14 (13 rec., 2 TD)
171, Collie, IND at DEN 09/26 (12 rec., 2 TD)
170, Bowe, KC at SEA 11/28 (13 rec., 3 TD)
169, Lloyd, DEN vs. IND 09/26 (6 rec., 1 TD)
169, Lloyd, DEN at SF 10/31 (7 rec., 1 TD)
166, Marshall, MIA vs. NYJ 09/26 (10 rec., 1 TD)
166, Austin, DAL vs. TEN 10/10 (9 rec., 1 TD)
163, Collie, IND at HOU 09/12 (11 rec., 1 TD)
159, Obomanu, SEA vs. KC 11/28 (5 rec., 1 TD)



159, Maclin, PHI vs. ATL 10/17 (7 rec., 2 TD)
159, Ochocinco, CIN at NE 09/12 (12 rec., 1 TD)
158, Johnson, HOU at WAS 09/19 (ot) (12 rec., 1 TD)
158, St. Johnson, BUF at BAL 10/24 (ot) (8 rec., 1 TD)
154, Best, DET vs. PHI 09/19 (9 rec., 1 TD)
153, Bowe, KC vs. TEN 12/26 (6 rec., 1 TD)
153, Sims-Walker, JAX at DAL 10/31 (8 rec., 1 TD)
153, D. Jackson, PHI at JAX 09/26 (5 rec., 1 TD)
152, Jennings, GB at MIN 11/21 (7 rec., 3 TD)
152, C. Johnson, DET at TB 12/19 (ot) (10 rec., 0 TD)
151, Forte, CHI vs. DET 09/12 (7 rec., 2 TD)
151, Branch, NE at CHI 12/12 (8 rec., 1 TD)
149, Johnson, HOU at PHI 12/02 (6 rec., 0 TD)
149, Moore, NO vs. ATL 09/26 (ot) (6 rec., 2 TD)
149, M. Thomas, JAX vs. HOU 11/14 (8 rec., 1 TD)
148, Ford, OAK vs. KC 11/07 (ot) (6 rec., 0 TD)
147, Breaston, ARI vs. TB 10/31 (8 rec., 0 TD)
146, Johnson, HOU at JAX 11/14 (9 rec., 1 TD)
146, C. Johnson, DET at NYG 10/17 (5 rec., 1 TD)
146, Austin, DAL at WAS 09/12 (10 rec., 1 TD)
145, M. Williams, SEA at ARI 11/14 (11 rec., 0 TD)
145, St. Johnson, BUF vs. CHI 11/07 (11 rec., 0 TD)
144, Walter, HOU at WAS 09/19 (ot) (11 rec., 1 TD)
144, Gates, SD vs. ARI 10/03 (7 rec., 2 TD)
142, Austin, DAL vs. CHI 09/19 (10 rec., 0 TD)
142, Jennings, GB vs. NYG 12/26 (7 rec., 0 TD)
142, Boldin, BAL vs. CLE 09/26 (8 rec., 3 TD)
141, Owens, CIN vs. PIT 11/08 (10 rec., 2 TD)
140, Witten, DAL vs. WAS 12/19 (10 rec., 1 TD)
140, Johnson, HOU vs. BAL 12/13 (ot) (9 rec., 2 TD)
140, Gaffney, DEN vs. IND 09/26 (12 rec., 0 TD)
138, Johnson, HOU vs. KC 10/17 (8 rec., 1 TD)
138, White, ATL vs. BAL 11/11 (12 rec., 2 TD)
137, St. Johnson, BUF at CIN 11/21 (8 rec., 3 TD)
136, Wallace, PIT vs. NE 11/14 (8 rec., 2 TD)
135, D. Jackson, PHI at DET 09/19 (4 rec., 1 TD)
135, Lloyd, DEN at BAL 10/10 (5 rec., 2 TD)
133, Jennings, GB vs. MIA 10/17 (ot) (6 rec., 1 TD)
132, Manningham, NYG at GB 12/26 (4 rec., 1 TD)
132, Breaston, ARI at STL 09/12 (7 rec., 0 TD)
131, Ward, PIT at MIA 10/24 (7 rec., 1 TD)
131, Shipley, CIN at ATL 10/24 (6 rec., 1 TD)
130, Nicks, NYG at HOU 10/10 (12 rec., 2 TD)
128, Britt, TEN vs. HOU 12/19 (6 rec., 0 TD)
128, Nicks, NYG at SEA 11/07 (6 rec., 1 TD)
128, C. Johnson, DET at BUF 11/14 (10 rec., 1 TD)
127, Marshall, MIA at GB 10/17 (ot) (10 rec., 0 TD)
126, Harvin, MIN vs. ARI 11/07 (ot) (9 rec., 0 TD)
126, Holmes, NYJ vs. HOU 11/21 (7 rec., 2 TD)
126, V. Davis, SF at GB 12/05 (4 rec., 1 TD)
125, Fitzgerald, ARI at CAR 12/19 (9 rec., 0 TD)
125, Fitzgerald, ARI at SF 01/02 (11 rec., 1 TD)
125, Gettis, CAR vs. SF 10/24 (8 rec., 2 TD)
124, Nelson, GB vs. NYG 12/26 (4 rec., 1 TD)
124, Simpson, CIN vs. SD 12/26 (6 rec., 2 TD)
124, Moss, WAS at STL 09/26 (6 rec., 1 TD)
123, M. Williams, SEA at CHI 10/17 (10 rec., 0 TD)
123, Gates, SD vs. TEN 10/31 (5 rec., 1 TD)
123, J. Jones, GB vs. DAL 11/07 (8 rec., 1 TD)
123, Simpson, CIN at BAL 01/02 (12 rec., 1 TD)
122, Z. Miller, OAK vs. HOU 10/03 (11 rec., 1 TD)
122, Benn, TB at WAS 12/12 (4 rec., 0 TD)
122, Crabtree, SF at STL 12/26 (6 rec., 1 TD)
122, Jennings, GB vs. SF 12/05 (6 rec., 2 TD)
120, Knox, CHI vs. SEA 10/17 (5 rec., 0 TD)
120, Maclin, PHI vs. NYG 11/21 (9 rec., 0 TD)
119, Clayton, STL vs. ARI 09/12 (10 rec., 0 TD)
119, Murphy, OAK at ARI 09/26 (5 rec., 0 TD)
119, Jennings, GB at ATL 11/28 (5 rec., 0 TD)
118, Boldin, BAL vs. PIT 12/05 (5 rec., 1 TD)
118, Moss, WAS vs. GB 10/10 (ot) (7 rec., 0 TD)
117, R. Williams, DAL at HOU 09/26 (5 rec., 2 TD)
117, Austin, DAL vs. JAX 10/31 (7 rec., 0 TD)
117, Lloyd, DEN at JAX 09/12 (5 rec., 0 TD)
117, Crayton, SD at STL 10/17 (6 rec., 0 TD)
117, Washington, TEN at SD 10/31 (4 rec., 1 TD)
117, Washington, TEN vs. WAS 11/21 (ot) (5 rec., 0 TD)
116, Wallace, PIT vs. OAK 11/21 (3 rec., 1 TD)
115, Lloyd, DEN at TEN 10/03 (11 rec., 0 TD)
115, Keller, NYJ vs. NE 09/19 (7 rec., 1 TD)
115, Welker, NE at CHI 12/12 (8 rec., 0 TD)
115, Austin, DAL at ARI 12/25 (6 rec., 1 TD)
115, Ward, PIT vs. CIN 12/12 (8 rec., 0 TD)
115, Jones, HOU at DEN 12/26 (5 rec., 0 TD)



115, Finley, GB at CHI 09/27 (9 rec., 0 TD)
114, Holmes, NYJ at DET 11/07 (ot) (5 rec., 0 TD)
113, Branch, NE at DET 11/25 (3 rec., 2 TD)
113, Colston, NO vs. SEA 11/21 (8 rec., 2 TD)
113, Burleson, DET vs. NYJ 11/07 (ot) (7 rec., 1 TD)
113, Royal, DEN at TEN 10/03 (8 rec., 1 TD)
113, Manningham, NYG vs. PHI 12/19 (8 rec., 2 TD)
112, Colston, NO vs. CLE 10/24 (10 rec., 1 TD)
112, Jackson, SD vs. SF 12/16 (5 rec., 3 TD)
111, Ajirootutu, SD at HOU 11/07 (4 rec., 2 TD)
111, Bess, MIA at OAK 11/28 (6 rec., 0 TD)
111, Lloyd, DEN vs. HOU 12/26 (5 rec., 0 TD)
111, White, ATL at PIT 09/12 (ot) (13 rec., 0 TD)
110, Boldin, BAL at NYJ 09/13 (7 rec., 0 TD)
110, McCoy, PHI vs. WAS 10/03 (12 rec., 0 TD)
110, Naanee, SD at KC 09/13 (5 rec., 1 TD)
110, Wallace, PIT at CIN 11/08 (5 rec., 1 TD)
110, Roberts, ARI vs. DAL 12/25 (5 rec., 1 TD)
110, Gonzalez, ATL at NO 09/26 (ot) (8 rec., 1 TD)
110, Nicks, NYG vs. CHI 10/03 (8 rec., 0 TD)
109, D. Jackson, PHI vs. IND 11/07 (7 rec., 1 TD)
109, Bowe, KC vs. ARI 11/21 (6 rec., 2 TD)
109, M. Williams, SEA at NO 11/21 (6 rec., 0 TD)
109, Gates, SD at SEA 09/26 (7 rec., 1 TD)
108, Bowe, KC at HOU 10/17 (6 rec., 2 TD)
108, Pettigrew, DET vs. PHI 09/19 (7 rec., 0 TD)
108, Nicks, NYG at DAL 10/25 (9 rec., 2 TD)
108, Ward, PIT vs. ATL 09/12 (ot) (6 rec., 0 TD)
108, Tammie, IND at PHI 11/07 (11 rec., 1 TD)
108, Ford, OAK vs. MIA 11/28 (4 rec., 1 TD)
108, Ochocinco, CIN at ATL 10/24 (10 rec., 1 TD)
107, J. Jones, GB vs. MIN 10/24 (4 rec., 0 TD)
107, Fitzgerald, ARI at MIN 11/07 (ot) (7 rec., 0 TD)
107, Wayne, IND at NE 11/21 (8 rec., 1 TD)
107, Fasano, MIA vs. TEN 11/14 (5 rec., 1 TD)
107, Ward, PIT at BUF 11/28 (ot) (7 rec., 0 TD)
106, Moss, WAS at TEN 11/21 (ot) (6 rec., 1 TD)
106, Wayne, IND at TEN 12/09 (4 rec., 0 TD)
106, Dreessen, HOU at NYJ 11/21 (4 rec., 1 TD)
106, Marshall, MIA vs. BUF 12/19 (11 rec., 1 TD)
106, Johnson, HOU at IND 11/01 (7 rec., 1 TD)
106, Meachem, NO at CIN 12/05 (3 rec., 1 TD)
106, Morgan, SF at SD 12/16 (7 rec., 0 TD)
105, Crayton, SD vs. DEN 11/22 (3 rec., 1 TD)
105, Wallace, PIT at CLE 01/02 (3 rec., 1 TD)
105, Crabtree, SF vs. PHI 10/10 (9 rec., 1 TD)
105, Sims-Walker, JAX at SD 09/19 (10 rec., 1 TD)
105, Evans, BUF at BAL 10/24 (ot) (6 rec., 3 TD)
105, M. Williams, TB at ARI 10/31 (4 rec., 1 TD)
105, Rice, MIN vs. BUF 12/05 (5 rec., 2 TD)
105, Colston, NO at DAL 11/25 (6 rec., 0 TD)
105, Heyward-Bey, OAK vs. SEA 10/31 (5 rec., 1 TD)
104, F. Jackson, BUF vs. PIT 11/28 (ot) (5 rec., 1 TD)
104, Bennett, CHI at DET 12/05 (7 rec., 0 TD)
104, Woodhead, NE vs. NYJ 12/06 (4 rec., 0 TD)
104, White, ATL vs. SF 10/03 (7 rec., 0 TD)
104, Bryant, DAL at NYG 11/14 (3 rec., 1 TD)
104, Wallace, PIT vs. CAR 12/23 (4 rec., 1 TD)
104, V. Davis, SF vs. PHI 10/10 (5 rec., 1 TD)
104, Harvin, MIN at NE 10/31 (6 rec., 0 TD)
103, Finley, GB vs. BUF 09/19 (4 rec., 0 TD)
103, Smith, NYG vs. TEN 09/26 (9 rec., 0 TD)
103, Garcon, IND at WAS 10/17 (4 rec., 1 TD)
102, Gronkowski, NE vs. MIA 01/02 (6 rec., 1 TD)
102, Owens, CIN vs. TB 10/10 (7 rec., 1 TD)
102, Gore, SF at KC 09/26 (9 rec., 0 TD)
102, Marshall, MIA vs. DET 12/26 (10 rec., 0 TD)
102, Wallace, PIT vs. NYJ 12/19 (7 rec., 0 TD)
101, Manningham, NYG at WAS 01/02 (4 rec., 1 TD)
101, Tate, NE vs. MIN 10/31 (3 rec., 1 TD)
101, Smith, NYG at DAL 10/25 (9 rec., 1 TD)
101, C. Johnson, DET vs. WAS 10/31 (9 rec., 3 TD)
101, White, ATL at CLE 10/10 (5 rec., 1 TD)
101, Meachem, NO at ATL 12/27 (10 rec., 0 TD)
101, Hernandez, NE at NYJ 09/19 (6 rec., 0 TD)
100, Watson, CLE at MIA 12/05 (10 rec., 1 TD)
100, Armstrong, WAS at DAL 12/19 (5 rec., 0 TD)
100, Wallace, PIT at TB 09/26 (3 rec., 2 TD)
100, Harvin, MIN at PHI 12/28 (7 rec., 0 TD)
100, Edwards, NYJ at PIT 12/19 (8 rec., 0 TD)
100, Mason, BAL at NE 10/17 (ot) (8 rec., 0 TD)



100-Yard Rushing Games

231, Foster, HOU vs. IND 09/12 (33 att., 3 TD)
186, Jones-Drew, JAX at TEN 12/05 (31 att., 0 TD)
184, Hillis, CLE vs. NE 11/07 (29 att., 2 TD)
180, Foster, HOU vs. JAX 01/02 (31 att., 2 TD)
177, Charles, KC vs. BUF 10/31 (ot) (22 att., 0 TD)
173, Charles, KC at SEA 11/28 (22 att., 1 TD)
172, Torain, WAS vs. TB 12/12 (24 att., 0 TD)
166, Forte, CHI at CAR 10/10 (22 att., 2 TD)
165, D. McFadden, OAK at DEN 10/24 (16 att., 3 TD)
164, Blount, TB vs. SEA 12/26 (18 att., 0 TD)
161, Moreno, DEN at KC 12/05 (23 att., 0 TD)
160, Peterson, MIN vs. DET 09/26 (23 att., 2 TD)
158, Ivory, NO at TB 10/17 (15 att., 0 TD)
158, McKnight, NYJ vs. BUF 01/02 (32 att., 0 TD)
153, Rice, BAL vs. NO 12/19 (31 att., 1 TD)
151, Mendenhall, PIT at BUF 11/28 (ot) (36 att., 1 TD)
150, Benson, CIN vs. CLE 12/19 (31 att., 1 TD)
149, Gore, SF vs. OAK 10/17 (25 att., 0 TD)
149, McCoy, PHI at DAL 12/12 (16 att., 0 TD)
148, Hightower, ARI vs. DEN 12/12 (18 att., 2 TD)
145, Peterson, MIN vs. MIA 09/19 (28 att., 1 TD)
145, D. McFadden, OAK vs. STL 09/19 (30 att., 0 TD)
144, Hillis, CLE at BAL 09/26 (22 att., 1 TD)
144, Benson, CIN vs. TB 10/10 (23 att., 0 TD)
143, Mendenhall, PIT at TB 09/26 (19 att., 1 TD)
143, Foster, HOU vs. TEN 11/28 (30 att., 0 TD)
142, C. Johnson, TEN vs. OAK 09/12 (27 att., 2 TD)
140, Turner, ATL at CLE 10/10 (19 att., 0 TD)
137, Stewart, CAR vs. ARI 12/19 (27 att., 0 TD)
137, Bush, OAK at KC 01/02 (25 att., 1 TD)
136, Westbrook, SF at ARI 11/29 (23 att., 1 TD)
135, Jones-Drew, JAX at DAL 10/31 (27 att., 0 TD)
133, Foster, HOU at OAK 10/03 (17 att., 1 TD)
133, F. Jackson, BUF vs. DET 11/14 (25 att., 1 TD)
133, Tomlinson, NYJ at BUF 10/03 (19 att., 2 TD)
133, Jones-Drew, JAX vs. CLE 11/21 (23 att., 1 TD)
133, Stewart, CAR vs. ATL 12/12 (18 att., 0 TD)
133, Rice, BAL vs. DEN 10/10 (27 att., 2 TD)
133, Bradshaw, NYG vs. DET 10/17 (19 att., 0 TD)
131, Hillis, CLE vs. CAR 11/28 (26 att., 3 TD)
131, Peterson, MIN at GB 10/24 (28 att., 1 TD)
131, Turner, ATL at STL 11/21 (28 att., 1 TD)
131, C. Johnson, TEN at DAL 10/10 (19 att., 2 TD)
130, Vick, PHI at NYG 12/19 (10 att., 1 TD)
130, C. Johnson, TEN vs. WAS 11/21 (ot) (21 att., 0 TD)
130, C. Johnson, TEN vs. HOU 12/19 (24 att., 1 TD)
129, Snelling, ATL vs. ARI 09/19 (24 att., 2 TD)
129, Bradshaw, NYG vs. CHI 10/03 (23 att., 1 TD)
129, D. Brown, IND vs. JAX 12/19 (14 att., 1 TD)
128, Addai, IND at WAS 10/17 (17 att., 1 TD)
127, Foster, HOU vs. SD 11/07 (27 att., 2 TD)
126, Charles, KC at STL 12/19 (11 att., 1 TD)
126, Bradshaw, NYG at DAL 10/25 (24 att., 0 TD)
125, Jones, KC vs. JAX 10/24 (20 att., 1 TD)
125, Torain, WAS at CHI 10/24 (21 att., 0 TD)
125, C. Johnson, TEN at NYG 09/26 (32 att., 2 TD)
124, Benson, CIN vs. BUF 11/21 (25 att., 1 TD)
123, D. McFadden, OAK at JAX 12/12 (16 att., 2 TD)
121, Turner, ATL vs. CIN 10/24 (23 att., 2 TD)
120, McCoy, PHI at DET 09/19 (16 att., 3 TD)
120, Mathews, SD at DEN 01/02 (26 att., 3 TD)
120, Goodson, CAR vs. BAL 11/21 (22 att., 0 TD)
120, Mendenhall, PIT vs. ATL 09/12 (ot) (22 att., 1 TD)
120, Blount, TB at ARI 10/31 (22 att., 2 TD)
119, D. McFadden, OAK vs. DEN 12/19 (20 att., 0 TD)
118, Gore, SF vs. DEN 10/31 (29 att., 1 TD)
118, Peterson, MIN at PHI 12/28 (22 att., 1 TD)
117, Greene, NYJ at BUF 10/03 (22 att., 0 TD)
117, Forte, CHI vs. PHI 11/28 (14 att., 0 TD)
117, C. Johnson, TEN at MIA 11/14 (17 att., 1 TD)
117, Ivory, NO at CIN 12/05 (15 att., 2 TD)
116, Charles, KC vs. DEN 12/05 (21 att., 0 TD)
116, Jacobs, NYG at MIN 12/13 (14 att., 1 TD)
116, F. Jackson, BUF at CIN 11/21 (21 att., 2 TD)
115, B. Jackson, GB at WAS 10/10 (ot) (10 att., 0 TD)
115, Hightower, ARI at ATL 09/19 (11 att., 1 TD)
114, Turner, ATL at NO 09/26 (ot) (30 att., 1 TD)
114, Jackson, STL at DET 10/10 (25 att., 0 TD)
113, Forte, CHI vs. NYJ 12/26 (19 att., 1 TD)
113, Jones-Drew, JAX at NYG 11/28 (21 att., 0 TD)
112, Gore, SF vs. NO 09/20 (20 att., 1 TD)
112, Turner, ATL at CAR 12/12 (28 att., 3 TD)



112, F. Jackson, BUF vs. CLE 12/12 (29 att., 0 TD)
 112, Green-Ellis, NE vs. MIN 10/31 (17 att., 2 TD)
 111, D. McFadden, OAK vs. SEA 10/31 (21 att., 0 TD)
 111, C. Johnson, TEN vs. IND 12/09 (22 att., 1 TD)
 111, Tolbert, SD vs. DEN 11/22 (25 att., 1 TD)
 111, C. Johnson, TEN at JAX 10/18 (26 att., 1 TD)
 111, McCoy, PHI vs. NYG 11/21 (14 att., 1 TD)
 110, Turner, ATL vs. GB 11/28 (23 att., 1 TD)
 110, Blount, TB vs. DET 12/19 (ot) (15 att., 1 TD)
 110, Jackson, STL at TB 10/24 (22 att., 0 TD)
 109, Jackson, STL vs. SD 10/17 (29 att., 1 TD)
 109, Morris, DET at TB 12/19 (ot) (15 att., 1 TD)
 109, Jennings, JAX vs. OAK 12/12 (5 att., 1 TD)
 109, Jones, DAL vs. TEN 10/10 (15 att., 0 TD)
 109, Harrison, PHI at WAS 11/15 (11 att., 1 TD)
 108, Jennings, JAX at HOU 01/02 (22 att., 1 TD)
 108, Hillis, CLE at BUF 12/12 (21 att., 0 TD)
 107, Turner, ATL vs. TB 11/07 (24 att., 2 TD)
 107, Peterson, MIN vs. BUF 12/05 (16 att., 3 TD)
 106, Foster, HOU vs. DAL 09/26 (17 att., 0 TD)
 106, Moreno, DEN vs. KC 11/14 (22 att., 0 TD)
 105, D. McFadden, OAK at ARI 09/26 (25 att., 1 TD)
 105, Jones-Drew, JAX vs. IND 10/03 (26 att., 1 TD)
 104, Bush, OAK vs. SD 10/10 (26 att., 1 TD)
 104, Green-Ellis, NE at BUF 12/26 (19 att., 0 TD)
 103, Bradshaw, NYG at MIN 12/13 (11 att., 1 TD)
 103, Vick, PHI vs. GB 09/12 (11 att., 0 TD)
 103, Tolbert, SD at IND 11/28 (26 att., 1 TD)
 103, Blount, TB vs. ATL 12/05 (20 att., 1 TD)
 103, Jacobs, NYG vs. WAS 12/05 (8 att., 2 TD)
 102, Foster, HOU at IND 11/01 (15 att., 1 TD)
 102, Hillis, CLE vs. CIN 10/03 (27 att., 1 TD)
 102, Gore, SF at CAR 10/24 (19 att., 0 TD)
 102, Jackson, STL at ARI 12/05 (28 att., 1 TD)
 101, Jones-Drew, JAX vs. OAK 12/12 (23 att., 1 TD)
 100, Goodson, CAR at TB 11/14 (23 att., 0 TD)
 100, Jones-Drew, JAX vs. HOU 11/14 (24 att., 2 TD)
 100, Tolbert, SD vs. ARI 10/03 (16 att., 1 TD)
 100, Torain, WAS vs. IND 10/17 (20 att., 2 TD)
 100, Jones, KC at HOU 10/17 (19 att., 1 TD)
 100, Choice, DAL at IND 12/05 (ot) (19 att., 1 TD)
 100, Foster, HOU vs. BAL 12/13 (ot) (20 att., 0 TD)

AFC / LEADING PASSERS

Player, Team	Att Comp		Pct	Yds	Avg		Pct			Pct Rating	
	Comp	Yds	Gain		TD	TD	Long	Int	Int	Points	
Brady, N.E.	492	324	65.9	3900	7.93	36	7.3	79t	4	0.8	111.0
Rivers, S.D.	541	357	66.0	4710	8.71	30	5.5	59t	13	2.4	101.8
Roethlisberger, Pit.	389	240	61.7	3200	8.23	17	4.4	56t	5	1.3	97.0
Flacco, Bal.	489	306	62.6	3622	7.41	25	5.1	67	10	2.0	93.6
Cassel, K.C.	450	262	58.2	3116	6.92	27	6.0	75t	7	1.6	93.0
Schaub, Hou.	574	365	63.6	4370	7.61	24	4.2	60	12	2.1	92.0
Manning, Ind.	679	450	66.3	4700	6.92	33	4.9	73t	17	2.5	91.9
Garrard, Jac.	366	236	64.5	2734	7.47	23	6.3	75	15	4.1	90.8
Orton, Den.	498	293	58.8	3653	7.34	20	4.0	71	9	1.8	87.5
J. Campbell, Oak.	329	194	59.0	2387	7.26	13	4.0	73t	8	2.4	84.5
C. Palmer, Cin.	586	362	61.8	3970	6.77	26	4.4	78t	20	3.4	82.4
K. Collins, Ten.	278	160	57.6	1823	6.56	14	5.0	80t	8	2.9	82.2
Fitzpatrick, Buf.	441	255	57.8	3000	6.80	23	5.2	65t	15	3.4	81.8
Henne, Mia.	490	301	61.4	3301	6.74	15	3.1	57t	19	3.9	75.4
Sanchez, NY-J	507	278	54.8	3291	6.49	17	3.4	74t	13	2.6	75.3

AFC / LEADING PASSERS, RANKS

Player, Team	Att Comp		Pct	Yds	Avg		Pct			Pct Rating	
	Comp	Yds	Gain		TD	TD	Long	Int	Int	Points	
Brady, N.E.	7	5	3	5	3	1	1		1	1	1
Rivers, S.D.	4	4	2	1	1	3	4		9t	7	2
Roethlisberger, Pit.	12	12	8	10	2	11t	10		2	2	3
Flacco, Bal.	9	6	6	7	6	6	6		7	5	4
Cassel, K.C.	10	10	12	11	9	4	3		3	3	5
Schaub, Hou.	3	2	5	3	4	7	11		8	6	6
Manning, Ind.	1	1	1	2	10	2	8		13	9	7
Garrard, Jac.	13	13	4	13	5	8t	2		11t	15	8
Orton, Den.	6	8	11	6	7	10	12		6	4	9
J. Campbell, Oak.	14	14	10	14	8	15	13		4t	8	10
C. Palmer, Cin.	2	3	7	4	12	5	9		15	13	11
K. Collins, Ten.	15	15	14	15	14	14	7		4t	11	12
Fitzpatrick, Buf.	11	11	13	12	11	8t	5		11t	12	13
Henne, Mia.	8	7	9	8	13	13	15		14	14	14
Sanchez, NY-J	5	9	15	9	15	11t	14		9t	10	15

NFC / LEADING PASSERS

Player, Team	Att Comp		Pct	Yds	Avg		Pct			Pct Rating	
	Comp	Yds	Gain		TD	TD	Long	Int	Int	Points	



Rodgers, G.B.	475	312	65.7	3922	8.26	28	5.9	86t	11	2.3	101.2
Vick, Phi.	372	233	62.6	3018	8.11	21	5.6	91t	6	1.6	100.2
Freeman, T.B.	474	291	61.4	3451	7.28	25	5.3	64	6	1.3	95.9
Ryan, Atl.	571	357	62.5	3705	6.49	28	4.9	46	9	1.6	91.0
Brees, N.O.	658	448	68.1	4620	7.02	33	5.0	80t	22	3.3	90.9
Kitna, Dal.	318	209	65.7	2365	7.44	16	5.0	71t	12	3.8	88.9
Cutler, Chi.	432	261	60.4	3274	7.58	23	5.3	89t	16	3.7	86.3
Manning, NY-G	539	339	62.9	4002	7.42	31	5.8	92t	25	4.6	85.3
A. Smith, S.F.	342	204	59.6	2370	6.93	14	4.1	62t	10	2.9	82.1
Sh. Hill, Det.	416	257	61.8	2686	6.46	16	3.8	75t	12	2.9	81.3
McNabb, Was.	472	275	58.3	3377	7.15	14	3.0	76	15	3.2	77.1
*Bradford, St.L	590	354	60.0	3512	5.95	18	3.1	49	15	2.5	76.5
Hasselbeck, Sea.	444	266	59.9	3001	6.76	12	2.7	87t	17	3.8	73.2
Favre, Min.	358	217	60.6	2509	7.01	11	3.1	53t	19	5.3	69.9
Anderson, Ariz	327	169	51.7	2065	6.31	7	2.1	43	10	3.1	65.9
*Clausen, Car.	299	157	52.5	1558	5.21	3	1.0	55t	9	3.0	58.4

NFC / LEADING PASSERS, RANKS

Player, Team	Att	Comp	Pct Comp	Yds	Avg Gain	TD	Pct TD	Long	Int	Pct Int	Rating Points
Rodgers, G.B.	5	5	3	3	1	3t	1	7	4	1	
Vick, Phi.	11	11	5	9	2	7	3	1t	3	2	
Freeman, T.B.	6	6	8	6	6	5	5	1t	1	3	
Ryan, Atl.	3	2	6	4	12	3t	8	3t	2	4	
Brees, N.O.	1	1	1	1	8	1	7	15	11	5	
Kitna, Dal.	15	13	2	14	4	9t	6	8t	13	6	
Cutler, Chi.	9	9	10	8	3	6	4	12	12	7	
Manning, NY-G	4	4	4	2	5	2	2	16	15	8	
A. Smith, S.F.	13	14	13	13	10	11t	9	5t	7	9	
Sh. Hill, Det.	10	10	7	11	13	9t	10	8t	6	10	
McNabb, Was.	7	7	14	7	7	11t	13	10t	10	11	
*Bradford, St.L	2	3	11	5	15	8	12	10t	5	12	
Hasselbeck, Sea.	8	8	12	10	11	13	14	13	14	13	
Favre, Min.	12	12	9	12	9	14t	11	14	16	14	
Anderson, Ariz	14	15	16	15	14	16t	15	5t	9	15	
*Clausen, Car.	16	16	15	17	16	23t	16	3t	8	16	

NFL / LEADING PASSERS

Player, Team	Att	Comp	Pct Comp	Yds	Avg Gain	TD	Pct TD	Long	Int	Pct Int	Rating Points
Brady, N.E.	492	324	65.9	3900	7.93	36	7.3	79t	4	0.8	111.0
Rivers, S.D.	541	357	66.0	4710	8.71	30	5.5	59t	13	2.4	101.8
Rodgers, G.B.	475	312	65.7	3922	8.26	28	5.9	86t	11	2.3	101.2
Vick, Phi.	372	233	62.6	3018	8.11	21	5.6	91t	6	1.6	100.2
Roethlisberger, Pit.	389	240	61.7	3200	8.23	17	4.4	56t	5	1.3	97.0
Freeman, T.B.	474	291	61.4	3451	7.28	25	5.3	64	6	1.3	95.9
Flacco, Bal.	489	306	62.6	3622	7.41	25	5.1	67	10	2.0	93.6
Cassel, K.C.	450	262	58.2	3116	6.92	27	6.0	75t	7	1.6	93.0
Schaub, Hou.	574	365	63.6	4370	7.61	24	4.2	60	12	2.1	92.0
Manning, Ind.	679	450	66.3	4700	6.92	33	4.9	73t	17	2.5	91.9
Ryan, Atl.	571	357	62.5	3705	6.49	28	4.9	46	9	1.6	91.0
Brees, N.O.	658	448	68.1	4620	7.02	33	5.0	80t	22	3.3	90.9
Garrard, Jac.	366	236	64.5	2734	7.47	23	6.3	75	15	4.1	90.8
Kitna, Dal.	318	209	65.7	2365	7.44	16	5.0	71t	12	3.8	88.9
Orton, Den.	498	293	58.8	3653	7.34	20	4.0	71	9	1.8	87.5
Cutler, Chi.	432	261	60.4	3274	7.58	23	5.3	89t	16	3.7	86.3
Manning, NY-G	539	339	62.9	4002	7.42	31	5.8	92t	25	4.6	85.3
J. Campbell, Oak.	329	194	59.0	2387	7.26	13	4.0	73t	8	2.4	84.5
C. Palmer, Cin.	586	362	61.8	3970	6.77	26	4.4	78t	20	3.4	82.4
K. Collins, Ten.	278	160	57.6	1823	6.56	14	5.0	80t	8	2.9	82.2
A. Smith, S.F.	342	204	59.6	2370	6.93	14	4.1	62t	10	2.9	82.1
Fitzpatrick, Buf.	441	255	57.8	3000	6.80	23	5.2	65t	15	3.4	81.8
Sh. Hill, Det.	416	257	61.8	2686	6.46	16	3.8	75t	12	2.9	81.3
McNabb, Was.	472	275	58.3	3377	7.15	14	3.0	76	15	3.2	77.1
*Bradford, St.L	590	354	60.0	3512	5.95	18	3.1	49	15	2.5	76.5
Henne, Mia.	490	301	61.4	3301	6.74	15	3.1	57t	19	3.9	75.4
Sanchez, NY-J	507	278	54.8	3291	6.49	17	3.4	74t	13	2.6	75.3
Hasselbeck, Sea.	444	266	59.9	3001	6.76	12	2.7	87t	17	3.8	73.2
Favre, Min.	358	217	60.6	2509	7.01	11	3.1	53t	19	5.3	69.9
Anderson, Ariz	327	169	51.7	2065	6.31	7	2.1	43	10	3.1	65.9
*Clausen, Car.	299	157	52.5	1558	5.21	3	1.0	55t	9	3.0	58.4

NFL / LEADING PASSERS, RANKS

Player, Team	Att	Comp	Pct Comp	Yds	Avg Gain	TD	Pct TD	Long	Int	Pct Int	Rating Points
Brady, N.E.	11	9	4	8	5	1	1	1	1	1	
Rivers, S.D.	7	5t	3	1	1	5	7	18t	11	2	
Rodgers, G.B.	14	10	6	7	2	6t	4	14	10	3	
Vick, Phi.	23	24	10	20	4	16	6	3t	6	4	
Roethlisberger, Pit.	22	22	15	18	3	19t	18	2	3	5	
Freeman, T.B.	15	14	17	13	13	10t	9	3t	2	6	
Flacco, Bal.	13	11	11	11	11	10t	11	11t	8	7	
Cassel, K.C.	17	18	26	19	19	8	3	5	4	8	
Schaub, Hou.	5	3	8	4	6	12	19	15t	9	9	



Manning, Ind.	1	1	2	2	20	2t	16	25t	13	10
Ryan, Atl.	6	5t	12	9	27	6t	15	8t	5	11
Brees, N.O.	2	2	1	3	16	2t	14	30	22	12
Garrard, Jac.	24	23	7	23	8	13t	2	20t	29	13
Kitna, Dal.	29	26	5	28	9	21t	13	15t	26	14
Orton, Den.	10	13	24	10	12	17	21	8t	7	15
Cutler, Chi.	20	19	19	17	7	13t	8	24	25	16
Manning, NY-G	8	8	9	5	10	4	5	31	30	17
J. Campbell, Oak.	27	28	23	26	14	27	22	6t	12	18
C. Palmer, Cin.	4	4	14	6	22	9	17	29	24	19
K. Collins, Ten.	31	30	28	30	25	24t	12	6t	16	20
A. Smith, S.F.	26	27	22	27	18	24t	20	11t	18	21
Fitzpatrick, Buf.	19	21	27	22	21	13t	10	20t	23	22
Sh. Hill, Det.	21	20	13	24	28	21t	23	15t	17	23
McNabb, Was.	16	16	25	14	15	24t	28	20t	21	24
*Bradford, St.L	3	7	20	12	30	18	27	20t	14	25
Henne, Mia.	12	12	16	15	24	23	26	27t	28	26
Sanchez, NY-J	9	15	29	16	26	19t	24	18t	15	27
Hasselbeck, Sea.	18	17	21	21	23	28	29	25t	27	28
Favre, Min.	25	25	18	25	17	29t	25	27t	31	29
Anderson, Ariz	28	29	31	29	29	32t	30	11t	20	30
*Clausen, Car.	30	31	30	33	31	43t	31	8t	19	31

AFC / FOURTH-QUARTER PASSING LEADERS

Rank	Player, Team	Att	Comp	Comp%	Yards	YPA	TD	TD%	Int	Int%	Rating
1)	Roethlisberger, Pit.	83	55	66.3	796	9.59	7	8.4	3	3.6	110.3
2)	Garrard, Jac.	85	52	61.2	667	7.85	7	8.2	1	1.2	108.3
3)	Brady, N.E.	97	63	64.9	736	7.59	8	8.2	2	2.1	106.7
4)	Rivers, S.D.	145	92	63.4	1122	7.74	10	6.9	3	2.1	101.6
5)	J. Campbell, Oak.	94	59	62.8	756	8.04	4	4.3	1	1.1	97.7
6)	Schaub, Hou.	182	113	62.1	1372	7.54	9	4.9	3	1.6	94.8
7)	Manning, Ind.	166	107	64.5	1213	7.31	8	4.8	4	2.4	92.3
8)	*McCoy, Cle.	71	45	63.4	566	7.97	4	5.6	3	4.2	89.3
9)	Flacco, Bal.	106	68	64.2	735	6.93	4	3.8	2	1.9	89.2
10)	Orton, Den.	169	97	57.4	1156	6.84	9	5.3	4	2.4	86.3
11)	Cassel, K.C.	114	62	54.4	697	6.11	7	6.1	2	1.8	86.0
12)	K. Collins, Ten.	99	62	62.6	614	6.20	5	5.1	3	3.0	84.3
13)	Fitzpatrick, Buf.	129	78	60.5	881	6.83	8	6.2	7	5.4	79.0
14)	C. Palmer, Cin.	182	108	59.3	1223	6.72	9	4.9	8	4.4	77.7
15)	Edwards, Buf.-Jac.	45	27	60.0	291	6.47	1	2.2	3	6.7	58.7
16)	Gradkowski, Oak.	70	35	50.0	370	5.29	1	1.4	2	2.9	58.6
17)	Henne, Mia.	111	65	58.6	687	6.19	3	2.7	8	7.2	55.6
18)	Sanchez, NY-J	143	66	46.2	753	5.27	2	1.4	4	2.8	55.5
19)	Delhomme, Cle.	50	30	60.0	228	4.56	0	0.0	4	8.0	37.8

NFC / FOURTH-QUARTER PASSING LEADERS

Rank	Player, Team	Att	Comp	Comp%	Yards	YPA	TD	TD%	Int	Int%	Rating
1)	Vick, Phi.	100	59	59.0	853	8.53	6	6.0	0	0.0	106.8
2)	Rodgers, G.B.	94	62	66.0	757	8.05	5	5.3	2	2.1	99.5
3)	Freeman, T.B.	131	82	62.6	1018	7.77	8	6.1	3	2.3	97.4
4)	Kitna, Dal.	91	59	64.8	650	7.14	6	6.6	4	4.4	89.5
5)	Ryan, Atl.	121	77	63.6	801	6.62	6	5.0	3	2.5	88.9
6)	Grossman, Was.	52	28	53.8	329	6.33	3	5.8	1	1.9	84.5
7)	Romo, Dal.	68	43	63.2	529	7.78	3	4.4	3	4.4	83.5
8)	Brees, N.O.	164	106	64.6	1156	7.05	10	6.1	9	5.5	82.8
9)	A. Smith, S.F.	110	66	60.0	677	6.15	4	3.6	3	2.7	78.5
10)	Stanton, Det.	50	27	54.0	314	6.28	2	4.0	1	2.0	78.3
11)	Cutler, Chi.	104	60	57.7	687	6.61	5	4.8	4	3.8	77.7
12)	Hasselbeck, Sea.	91	54	59.3	688	7.56	2	2.2	3	3.3	76.6
13)	Anderson, Ariz	104	55	52.9	630	6.06	4	3.8	2	1.9	76.2
14)	Sh. Hill, Det.	141	81	57.4	931	6.60	3	2.1	4	2.8	72.7
15)	T. Smith, S.F.	45	23	51.1	335	7.44	2	4.4	2	4.4	72.0
16)	McNabb, Was.	147	83	56.5	931	6.33	3	2.0	6	4.1	65.3
17)	Manning, NY-G	128	69	53.9	873	6.82	6	4.7	8	6.3	65.0
18)	Favre, Min.	116	60	51.7	699	6.03	3	2.6	5	4.3	61.0
19)	*Clausen, Car.	109	59	54.1	578	5.30	1	0.9	3	2.8	60.9
20)	*Bradford, St.L	159	91	57.2	985	6.19	3	1.9	10	6.3	55.7
21)	*Webb, Min.	41	24	58.5	193	4.71	0	0.0	2	4.9	50.2
22)	Kolb, Phi.	45	23	51.1	236	5.24	1	2.2	3	6.7	46.2
23)	Moore, Car.	62	34	54.8	373	6.02	2	3.2	7	11.3	44.0

NFL / FOURTH-QUARTER PASSING LEADERS

Rank	Player, Team	Att	Comp	Comp%	Yards	YPA	TD	TD%	Int	Int%	Rating
1)	Roethlisberger, Pit.	83	55	66.3	796	9.59	7	8.4	3	3.6	110.3
2)	Garrard, Jac.	85	52	61.2	667	7.85	7	8.2	1	1.2	108.3
3)	Vick, Phi.	100	59	59.0	853	8.53	6	6.0	0	0.0	106.8
4)	Brady, N.E.	97	63	64.9	736	7.59	8	8.2	2	2.1	106.7
5)	Rivers, S.D.	145	92	63.4	1122	7.74	10	6.9	3	2.1	101.6
6)	Rodgers, G.B.	94	62	66.0	757	8.05	5	5.3	2	2.1	99.5
7)	J. Campbell, Oak.	94	59	62.8	756	8.04	4	4.3	1	1.1	97.7
8)	Freeman, T.B.	131	82	62.6	1018	7.77	8	6.1	3	2.3	97.4
9)	Schaub, Hou.	182	113	62.1	1372	7.54	9	4.9	3	1.6	94.8
10)	Manning, Ind.	166	107	64.5	1213	7.31	8	4.8	4	2.4	92.3
11)	Kitna, Dal.	91	59	64.8	650	7.14	6	6.6	4	4.4	89.5



12)	*McCoy, Cle.	71	45	63.4	566	7.97	4	5.6	3	4.2	89.3
13)	Flacco, Bal.	106	68	64.2	735	6.93	4	3.8	2	1.9	89.2
14)	Ryan, Atl.	121	77	63.6	801	6.62	6	5.0	3	2.5	88.9
15)	Orton, Den.	169	97	57.4	1156	6.84	9	5.3	4	2.4	86.3
16)	Cassel, K.C.	114	62	54.4	697	6.11	7	6.1	2	1.8	86.0
17)	Grossman, Was.	52	28	53.8	329	6.33	3	5.8	1	1.9	84.5
18)	K. Collins, Ten.	99	62	62.6	614	6.20	5	5.1	3	3.0	84.3
19)	Romo, Dal.	68	43	63.2	529	7.78	3	4.4	3	4.4	83.5
20)	Brees, N.O.	164	106	64.6	1156	7.05	10	6.1	9	5.5	82.8
21)	Fitzpatrick, Buf.	129	78	60.5	881	6.83	8	6.2	7	5.4	79.0
22)	A. Smith, S.F.	110	66	60.0	677	6.15	4	3.6	3	2.7	78.5
23)	Stanton, Det.	50	27	54.0	314	6.28	2	4.0	1	2.0	78.3
24)	C. Palmer, Cin.	182	108	59.3	1223	6.72	9	4.9	8	4.4	77.7
25)	Cutler, Chi.	104	60	57.7	687	6.61	5	4.8	4	3.8	77.7
26)	Hasselbeck, Sea.	91	54	59.3	688	7.56	2	2.2	3	3.3	76.6
27)	Anderson, Ariz	104	55	52.9	630	6.06	4	3.8	2	1.9	76.2
28)	Sh. Hill, Det.	141	81	57.4	931	6.60	3	2.1	4	2.8	72.7
29)	T. Smith, S.F.	45	23	51.1	335	7.44	2	4.4	2	4.4	72.0
30)	McNabb, Was.	147	83	56.5	931	6.33	3	2.0	6	4.1	65.3
31)	Manning, NY-G	128	69	53.9	873	6.82	6	4.7	8	6.3	65.0
32)	Favre, Min.	116	60	51.7	699	6.03	3	2.6	5	4.3	61.0
33)	*Clausen, Car.	109	59	54.1	578	5.30	1	0.9	3	2.8	60.9
34)	Edwards, Buf.-Jac.	45	27	60.0	291	6.47	1	2.2	3	6.7	58.7
35)	Gradkowski, Oak.	70	35	50.0	370	5.29	1	1.4	2	2.9	58.6
36)	*Bradford, St.L	159	91	57.2	985	6.19	3	1.9	10	6.3	55.7
37)	Henne, Mia.	111	65	58.6	687	6.19	3	2.7	8	7.2	55.6
38)	Sanchez, NY-J	143	66	46.2	753	5.27	2	1.4	4	2.8	55.5
39)	*Webb, Min.	41	24	58.5	193	4.71	0	0.0	2	4.9	50.2
40)	Kolb, Phi.	45	23	51.1	236	5.24	1	2.2	3	6.7	46.2
41)	Moore, Car.	62	34	54.8	373	6.02	2	3.2	7	11.3	44.0
42)	Delhomme, Cle.	50	30	60.0	228	4.56	0	0.0	4	8.0	37.8

AFC / THIRD-DOWN PASSING LEADERS

Rank	Player, Team	Att	Comp	Comp%	Yards	YPA	TD	TD%	Int	Int%	Rating
1)	Brady, N.E.	137	83	60.6	1193	8.71	15	10.9	2	1.5	119.3
2)	Roethlisberger, Pit.	107	70	65.4	939	8.78	8	7.5	1	0.9	114.2
3)	Rivers, S.D.	155	91	58.7	1312	8.46	10	6.5	5	3.2	94.3
4)	Fitzpatrick, Buf.	132	77	58.3	1026	7.77	9	6.8	4	3.0	93.2
5)	Schaub, Hou.	130	79	60.8	862	6.63	4	3.1	0	0.0	90.6
6)	J. Campbell, Oak.	102	54	52.9	756	7.41	6	5.9	2	2.0	88.5
7)	Cassel, K.C.	144	78	54.2	1038	7.21	7	4.9	3	2.1	84.8
8)	Flacco, Bal.	148	85	57.4	1172	7.92	7	4.7	5	3.4	84.6
9)	Garrard, Jac.	100	62	62.0	694	6.94	6	6.0	5	5.0	81.8
10)	Henne, Mia.	142	81	57.0	938	6.61	7	4.9	7	4.9	73.0
11)	C. Palmer, Cin.	174	95	54.6	1023	5.88	9	5.2	7	4.0	72.6
12)	Manning, Ind.	159	94	59.1	997	6.27	7	4.4	8	5.0	71.2
13)	Sanchez, NY-J	160	74	46.3	950	5.94	6	3.8	5	3.1	64.8
14)	Orton, Den.	120	60	50.0	670	5.58	3	2.5	5	4.2	58.0

NFC / THIRD-DOWN PASSING LEADERS

Rank	Player, Team	Att	Comp	Comp%	Yards	YPA	TD	TD%	Int	Int%	Rating
1)	Kitna, Dal.	81	57	70.4	658	8.12	7	8.6	2	2.5	113.1
2)	Ryan, Atl.	180	114	63.3	1326	7.37	15	8.3	4	2.2	104.1
3)	Brees, N.O.	167	108	64.7	1233	7.38	16	9.6	8	4.8	98.7
4)	Vick, Phi.	86	49	57.0	696	8.09	6	7.0	2	2.3	96.9
5)	Rodgers, G.B.	125	73	58.4	917	7.34	11	8.8	5	4.0	94.0
6)	Freeman, T.B.	139	84	60.4	1015	7.30	5	3.6	1	0.7	91.9
7)	Sh. Hill, Det.	122	74	60.7	902	7.39	5	4.1	3	2.5	86.9
8)	Hasselbeck, Sea.	115	70	60.9	624	5.43	3	2.6	2	1.7	76.9
9)	*Bradford, St.L	175	93	53.1	989	5.65	7	4.0	3	1.7	76.1
10)	Cutler, Chi.	116	67	57.8	814	7.02	6	5.2	6	5.2	75.1
11)	A. Smith, S.F.	100	55	55.0	644	6.44	4	4.0	4	4.0	71.4
12)	Favre, Min.	98	53	54.1	687	7.01	5	5.1	8	8.2	59.4
13)	McNabb, Was.	129	61	47.3	762	5.91	1	0.8	4	3.1	55.8
14)	*Clausen, Car.	106	53	50.0	594	5.60	0	0.0	3	2.8	55.3
15)	Manning, NY-G	165	87	52.7	1037	6.28	10	6.1	15	9.1	54.5
16)	Anderson, Ariz	97	43	44.3	497	5.12	2	2.1	3	3.1	54.4

NFL / THIRD-DOWN PASSING LEADERS

Rank	Player, Team	Att	Comp	Comp%	Yards	YPA	TD	TD%	Int	Int%	Rating
1)	Brady, N.E.	137	83	60.6	1193	8.71	15	10.9	2	1.5	119.3
2)	Roethlisberger, Pit.	107	70	65.4	939	8.78	8	7.5	1	0.9	114.2
3)	Kitna, Dal.	81	57	70.4	658	8.12	7	8.6	2	2.5	113.1
4)	Ryan, Atl.	180	114	63.3	1326	7.37	15	8.3	4	2.2	104.1
5)	Brees, N.O.	167	108	64.7	1233	7.38	16	9.6	8	4.8	98.7
6)	Vick, Phi.	86	49	57.0	696	8.09	6	7.0	2	2.3	96.9
7)	Rivers, S.D.	155	91	58.7	1312	8.46	10	6.5	5	3.2	94.3
8)	Rodgers, G.B.	125	73	58.4	917	7.34	11	8.8	5	4.0	94.0
9)	Fitzpatrick, Buf.	132	77	58.3	1026	7.77	9	6.8	4	3.0	93.2
10)	Freeman, T.B.	139	84	60.4	1015	7.30	5	3.6	1	0.7	91.9
11)	Schaub, Hou.	130	79	60.8	862	6.63	4	3.1	0	0.0	90.6
12)	J. Campbell, Oak.	102	54	52.9	756	7.41	6	5.9	2	2.0	88.5
13)	Sh. Hill, Det.	122	74	60.7	902	7.39	5	4.1	3	2.5	86.9
14)	Cassel, K.C.	144	78	54.2	1038	7.21	7	4.9	3	2.1	84.8



15)	Flacco, Bal.	148	85	57.4	1172	7.92	7	4.7	5	3.4	84.6
16)	Garrard, Jac.	100	62	62.0	694	6.94	6	6.0	5	5.0	81.8
17)	Hasselbeck, Sea.	115	70	60.9	624	5.43	3	2.6	2	1.7	76.9
18)	*Bradford, St.L	175	93	53.1	989	5.65	7	4.0	3	1.7	76.1
19)	Cutler, Chi.	116	67	57.8	814	7.02	6	5.2	6	5.2	75.1
20)	Henne, Mia.	142	81	57.0	938	6.61	7	4.9	7	4.9	73.0
21)	C. Palmer, Cin.	174	95	54.6	1023	5.88	9	5.2	7	4.0	72.6
22)	A. Smith, S.F.	100	55	55.0	644	6.44	4	4.0	4	4.0	71.4
23)	Manning, Ind.	159	94	59.1	997	6.27	7	4.4	8	5.0	71.2
24)	Sanchez, NY-J	160	74	46.3	950	5.94	6	3.8	5	3.1	64.8
25)	Favre, Min.	98	53	54.1	687	7.01	5	5.1	8	8.2	59.4
26)	Orton, Den.	120	60	50.0	670	5.58	3	2.5	5	4.2	58.0
27)	McNabb, Was.	129	61	47.3	762	5.91	1	0.8	4	3.1	55.8
28)	*Clausen, Car.	106	53	50.0	594	5.60	0	0.0	3	2.8	55.3
29)	Manning, NY-G	165	87	52.7	1037	6.28	10	6.1	15	9.1	54.5
30)	Anderson, Ariz	97	43	44.3	497	5.12	2	2.1	3	3.1	54.4

AFC / LEADING RUSHERS

Rank	Player, Team	Att	Yards	Avg	Long	TD
1)	Foster, Hou.	327	1616	4.9	74t	16
2)	Charles, K.C.	230	1467	6.4	80	5
3)	C. Johnson, Ten.	316	1364	4.3	76t	11
4)	Jones-Drew, Jac.	299	1324	4.4	37	5
5)	Mendenhall, Pit.	324	1273	3.9	50t	13
6)	Rice, Bal.	307	1220	4.0	50	5
7)	Hillis, Cle.	270	1177	4.4	48	11
8)	D. McFadden, Oak.	223	1157	5.2	57t	7
9)	Benson, Cin.	321	1111	3.5	26	7
10)	Green-Ellis, N.E.	229	1008	4.4	33t	13
11)	F. Jackson, Buf.	222	927	4.2	39	5
12)	Tomlinson, NY-J	219	914	4.2	31	6
13)	Jones, K.C.	245	896	3.7	70	6
14)	Moreno, Den.	182	779	4.3	35	5
15)	Greene, NY-J	185	766	4.1	23t	2
16)	Tolbert, S.D.	182	735	4.0	36	11
17)	R. Brown, Mia.	200	734	3.7	51	5
18)	*Mathews, S.D.	158	678	4.3	31t	7
19)	Williams, Mia.	159	673	4.2	45t	2
20)	Bush, Oak.	158	655	4.1	30	8
21)	Woodhead, NY-J-N.E.	97	547	5.6	36t	5
22)	D. Brown, Ind.	129	497	3.9	49	2
23)	Addai, Ind.	116	495	4.3	46	4
24)	Jennings, Jac.	84	459	5.5	74t	4
25)	McGahee, Bal.	100	380	3.8	30t	5
26)	Ward, Hou.	50	315	6.3	38t	4
27t)	Scott, Cin.	61	299	4.9	18	1
27t)	B. Smith, NY-J (WR)	38	299	7.9	53t	1
29)	*Spiller, Buf.	74	283	3.8	20	0
30)	Garrard, Jac. (QB)	66	279	4.2	25t	5
31)	Fitzpatrick, Buf. (QB)	40	269	6.7	22	0
32)	Sproles, S.D.	50	267	5.3	34	0
33)	Redman, Pit.	52	247	4.8	23	0
34)	Ringer, Ten.	51	239	4.7	54	2
35)	*Tebow, Den. (QB)	43	227	5.3	40t	6
36)	J. Campbell, Oak. (QB)	47	222	4.7	24	1
37)	*McKnight, NY-J	39	189	4.8	18	0
38)	Hart, Ind.	43	185	4.3	35	1
39)	Roethlisberger, Pit. (QB)	34	176	5.2	31	2
40)	Rhodes, Ind.	37	172	4.6	15	0
41)	*Karim, Jac.	35	160	4.6	15	0
42)	Ball, Den.	41	158	3.9	19	0
43t)	*Ford, Oak. (WR)	10	155	15.5	71t	2
43t)	F. Taylor, N.E.	43	155	3.6	24	0
45)	Buckhalter, Den.	59	147	2.5	13	2
46)	*McCoy, Cle. (QB)	28	136	4.9	18	1
47t)	Cassel, K.C. (QB)	33	125	3.8	23	0
47t)	Young, Ten. (QB)	25	125	5.0	20	0
49)	Reece, Oak.	30	122	4.1	31	1
50)	M. Thomas, Jac. (WR)	12	114	9.5	33	0

NFC / LEADING RUSHERS

Rank	Player, Team	Att	Yards	Avg	Long	TD
1)	Turner, Atl.	334	1371	4.1	55	12
2)	Peterson, Min.	283	1298	4.6	80t	12
3)	Jackson, St.L	330	1241	3.8	42t	6
4)	Bradshaw, NY-G	276	1235	4.5	48t	8
5)	McCoy, Phi.	207	1080	5.2	62	7
6)	Forte, Chi.	237	1069	4.5	68t	6
7)	*Blount, T.B.	201	1007	5.0	53	6
8)	Gore, S.F.	203	853	4.2	64	3
9)	Jacobs, NY-G	147	823	5.6	73	9
10)	Jones, Dal.	185	800	4.3	34	1
11)	Stewart, Car.	178	770	4.3	48	2
12)	Torain, Was.	164	742	4.5	54	4



13)	Lynch, Buf.-Sea.	202	737	3.6	39	6
14)	Hightower, Ariz	153	736	4.8	80t	5
15)	*Ivory, N.O.	137	716	5.2	55t	5
16)	B. Jackson, G.B.	190	703	3.7	71	3
17)	Vick, Phi. (QB)	100	676	6.8	35	9
18)	*Best, Det.	171	555	3.2	45	4
19)	Forsett, Sea.	118	523	4.4	32	2
20)	Goodson, Car.	103	452	4.4	45	3
21)	C. Williams, T.B.	125	437	3.5	45t	2
22)	Wells, Ariz	116	397	3.4	24	2
23)	Barber, Dal.	113	374	3.3	25	4
24)	Freeman, T.B. (QB)	68	364	5.4	33	0
25)	D. Williams, Car.	87	361	4.1	39t	1
26)	Rodgers, G.B. (QB)	64	356	5.6	27	4
27)	Westbrook, S.F.	77	340	4.4	30	4
28)	Morris, Det.	90	336	3.7	26	5
29)	Harrison, Cle.-Phi.	71	330	4.6	50t	1
30)	Snelling, Atl.	87	324	3.7	30	2
31)	*Gerhart, Min.	81	322	4.0	21	1
32)	Kuhn, G.B.	84	281	3.3	18	4
33)	P. Thomas, N.O.	83	269	3.2	16	2
34)	Taylor, Chi.	112	267	2.4	24	3
35)	*K. Williams, Was.	65	261	4.0	32t	3
36)	Choice, Dal.	66	243	3.7	26	3
37)	*Dixon, S.F.	70	237	3.4	34	2
38)	Cutler, Chi. (QB)	50	232	4.6	25	1
39)	Portis, Was.	54	227	4.2	27	2
40)	J. Jones, Sea.-N.O.	60	223	3.7	54	0
41)	McNabb, Was. (QB)	29	151	5.2	36	0
42t)	Betts, N.O.	45	150	3.3	12	2
42t)	Bush, N.O.	36	150	4.2	23	0
44)	Kitna, Dal. (QB)	31	147	4.7	29t	1
45)	K. Smith, Det.	34	133	3.9	15	0
46)	Sh. Hill, Det. (QB)	22	123	5.6	40	0
47)	Ryan, Atl. (QB)	46	122	2.7	20	0
48)	T. Smith, S.F. (QB)	23	121	5.3	16	1
49)	*Webb, Min. (QB)	18	120	6.7	16	2
50t)	Stanton, Det. (QB)	18	113	6.3	20	1
50t)	Stephens-Howling, Ariz	23	113	4.9	30t	1

NFL / LEADING RUSHERS

Rank	Player, Team	Att	Yards	Avg	Long	TD
1)	Foster, Hou.	327	1616	4.9	74t	16
2)	Charles, K.C.	230	1467	6.4	80	5
3)	Turner, Atl.	334	1371	4.1	55	12
4)	C. Johnson, Ten.	316	1364	4.3	76t	11
5)	Jones-Drew, Jac.	299	1324	4.4	37	5
6)	Peterson, Min.	283	1298	4.6	80t	12
7)	Mendenhall, Pit.	324	1273	3.9	50t	13
8)	Jackson, St.L	330	1241	3.8	42t	6
9)	Bradshaw, NY-G	276	1235	4.5	48t	8
10)	Rice, Bal.	307	1220	4.0	50	5
11)	Hillis, Cle.	270	1177	4.4	48	11
12)	D. McFadden, Oak.	223	1157	5.2	57t	7
13)	Benson, Cin.	321	1111	3.5	26	7
14)	McCoy, Phi.	207	1080	5.2	62	7
15)	Forte, Chi.	237	1069	4.5	68t	6
16)	Green-Ellis, N.E.	229	1008	4.4	33t	13
17)	*Blount, T.B.	201	1007	5.0	53	6
18)	F. Jackson, Buf.	222	927	4.2	39	5
19)	Tomlinson, NY-J	219	914	4.2	31	6
20)	Jones, K.C.	245	896	3.7	70	6
21)	Gore, S.F.	203	853	4.2	64	3
22)	Jacobs, NY-G	147	823	5.6	73	9
23)	Jones, Dal.	185	800	4.3	34	1
24)	Moreno, Den.	182	779	4.3	35	5
25)	Stewart, Car.	178	770	4.3	48	2
26)	Greene, NY-J	185	766	4.1	23t	2
27)	Torain, Was.	164	742	4.5	54	4
28)	Lynch, Buf.-Sea.	202	737	3.6	39	6
29)	Hightower, Ariz	153	736	4.8	80t	5
30)	Tolbert, S.D.	182	735	4.0	36	11
31)	R. Brown, Mia.	200	734	3.7	51	5
32)	*Ivory, N.O.	137	716	5.2	55t	5
33)	B. Jackson, G.B.	190	703	3.7	71	3
34)	*Mathews, S.D.	158	678	4.3	31t	7
35)	Vick, Phi. (QB)	100	676	6.8	35	9
36)	Williams, Mia.	159	673	4.2	45t	2
37)	Bush, Oak.	158	655	4.1	30	8
38)	*Best, Det.	171	555	3.2	45	4
39)	Woodhead, NY-J-N.E.	97	547	5.6	36t	5
40)	Forsett, Sea.	118	523	4.4	32	2
41)	D. Brown, Ind.	129	497	3.9	49	2
42)	Addai, Ind.	116	495	4.3	46	4



43)	Jennings, Jac.	84	459	5.5	74t	4
44)	Goodson, Car.	103	452	4.4	45	3
45)	C. Williams, T.B.	125	437	3.5	45t	2
46)	Wells, Ariz	116	397	3.4	24	2
47)	McGahee, Bal.	100	380	3.8	30t	5
48)	Barber, Dal.	113	374	3.3	25	4
49)	Freeman, T.B. (QB)	68	364	5.4	33	0
50)	D. Williams, Car.	87	361	4.1	39t	1

AFC / THIRD-AND-ONE RUSHING LEADERS

Rank	Player, Team	Att	FD	Pct
1t)	Morris, N.E.	6	6	100.0
1t)	Brady, N.E.	4	4	100.0
1t)	Hester, S.D.	4	4	100.0
1t)	Reece, Oak.	4	4	100.0
5)	Polite, Mia.	13	12	92.3
6)	Greene, NY-J	7	6	85.7
7t)	Hillis, Cle.	12	10	83.3
7t)	L. McClain, Bal.	6	5	83.3
7t)	Schaub, Hou.	6	5	83.3
10)	Garrard, Jac.	11	9	81.8
11)	Redman, Pit.	10	8	80.0
12)	Foster, Hou.	14	11	78.6
13t)	C. Johnson, Ten.	9	6	66.7
13t)	C. Palmer, Cin.	6	4	66.7
15t)	Green-Ellis, N.E.	11	7	63.6
15t)	Jones-Drew, Jac.	11	7	63.6
17)	Benson, Cin.	12	7	58.3

NFC / THIRD-AND-ONE RUSHING LEADERS

Rank	Player, Team	Att	FD	Pct
1t)	Freeman, T.B.	7	7	100.0
1t)	P. Thomas, N.O.	5	5	100.0
1t)	C. Williams, T.B.	5	5	100.0
1t)	*Dixon, S.F.	4	4	100.0
5)	Kuhn, G.B.	10	9	90.0
6t)	McCoy, Phi.	6	5	83.3
6t)	Mughelli, Atl.	6	5	83.3
8)	Turner, Atl.	10	8	80.0
9t)	Peterson, Min.	12	9	75.0
9t)	Bradshaw, NY-G	8	6	75.0
11)	Taylor, Chi.	7	5	71.4
12)	Barber, Dal.	13	9	69.2
13)	*Ivory, N.O.	8	5	62.5
14)	Jackson, St.L	10	6	60.0
15t)	*Best, Det.	7	4	57.1
15t)	Gore, S.F.	7	4	57.1
17)	Lynch, Buf.-Sea.	9	4	44.4

NFL / THIRD-AND-ONE RUSHING LEADERS

Rank	Player, Team	Att	FD	Pct
1t)	Freeman, T.B.	7	7	100.0
1t)	Morris, N.E.	6	6	100.0
1t)	P. Thomas, N.O.	5	5	100.0
1t)	C. Williams, T.B.	5	5	100.0
1t)	Brady, N.E.	4	4	100.0
1t)	*Dixon, S.F.	4	4	100.0
1t)	Hester, S.D.	4	4	100.0
1t)	Reece, Oak.	4	4	100.0
9)	Polite, Mia.	13	12	92.3
10)	Kuhn, G.B.	10	9	90.0
11)	Greene, NY-J	7	6	85.7
12t)	Hillis, Cle.	12	10	83.3
12t)	L. McClain, Bal.	6	5	83.3
12t)	McCoy, Phi.	6	5	83.3
12t)	Mughelli, Atl.	6	5	83.3
12t)	Schaub, Hou.	6	5	83.3
17)	Garrard, Jac.	11	9	81.8
18t)	Redman, Pit.	10	8	80.0
18t)	Turner, Atl.	10	8	80.0
20)	Foster, Hou.	14	11	78.6
21t)	Peterson, Min.	12	9	75.0
21t)	Bradshaw, NY-G	8	6	75.0
23)	Taylor, Chi.	7	5	71.4
24)	Barber, Dal.	13	9	69.2
25t)	C. Johnson, Ten.	9	6	66.7
25t)	C. Palmer, Cin.	6	4	66.7
27t)	Green-Ellis, N.E.	11	7	63.6
27t)	Jones-Drew, Jac.	11	7	63.6
29)	*Ivory, N.O.	8	5	62.5
30)	Jackson, St.L	10	6	60.0
31)	Benson, Cin.	12	7	58.3
32t)	*Best, Det.	7	4	57.1
32t)	Gore, S.F.	7	4	57.1



34) Lynch, Buf.-Sea. 9 4 44.4

AFC / LEADERS IN RECEPTIONS

Rank	Player, Team	Rec	Yards	Avg	Long	TD
1)	Wayne, Ind.	111	1355	12.2	50	6
2t)	Johnson, Hou.	86	1216	14.1	60	8
2t)	Marshall, Mia.	86	1014	11.8	46	3
2t)	Welker, N.E.	86	848	9.9	35	7
5)	St. Johnson, Buf.	82	1073	13.1	45	10
6)	Bess, Mia.	79	820	10.4	29	5
7)	Lloyd, Den.	77	1448	18.8	71	11
8t)	Bowe, K.C.	72	1162	16.1	75t	15
8t)	Owens, Cin.	72	983	13.7	78t	9
10)	Watson, Cle. (TE)	68	763	11.2	44	3
11t)	Ochocinco, Cin.	67	831	12.4	42	4
11t)	Garcon, Ind.	67	784	11.7	57t	6
11t)	Tamme, Ind. (TE)	67	631	9.4	30	4
14t)	M. Thomas, Jac.	66	820	12.4	50t	4
14t)	Foster, Hou. (RB)	66	604	9.2	50	2
16)	Gaffney, Den.	65	875	13.5	50	2
17)	Boldin, Bal.	64	837	13.1	61	7
18)	Rice, Bal. (RB)	63	556	8.8	34	1
19t)	Branch, Sea.-N.E.	61	818	13.4	79t	6
19t)	Mason, Bal.	61	802	13.1	42	7
19t)	Hillis, Cle. (RB)	61	477	7.8	47	2
22t)	Wallace, Pit.	60	1257	21.0	56t	10
22t)	Z. Miller, Oak. (TE)	60	685	11.4	43t	5
24t)	Ward, Pit.	59	755	12.8	43	5
24t)	Royal, Den.	59	627	10.6	41	3
24t)	Sproles, S.D. (RB)	59	520	8.8	57t	2
27t)	Lewis, Jac. (TE)	58	700	12.1	42t	10
27t)	Collie, Ind.	58	649	11.2	73t	8
29)	Keller, NY-J (TE)	55	687	12.5	41	5
30)	Edwards, NY-J	53	904	17.1	74t	7
31t)	Holmes, NY-J	52	746	14.3	52	6
31t)	*Shipley, Cin.	52	600	11.5	64t	3
31t)	*Gresham, Cin. (TE)	52	471	9.1	27	4
31t)	Tomlinson, NY-J (RB)	52	368	7.1	21	0
35t)	Walter, Hou.	51	621	12.2	35	5
35t)	Jones, Hou.	51	562	11.0	47	3
37)	Gates, S.D. (TE)	50	782	15.6	48t	10
38t)	*Moeaki, K.C. (TE)	47	556	11.8	34	3
38t)	D. McFadden, Oak. (RB)	47	507	10.8	67t	3
40t)	*Hernandez, N.E. (TE)	45	563	12.5	46	6
40t)	Charles, K.C. (RB)	45	468	10.4	31	3
42)	C. Johnson, Ten. (RB)	44	245	5.6	25	1
43t)	B. Hartline, Mia.	43	615	14.3	54	1
43t)	Sims-Walker, Jac.	43	562	13.1	39	7
45t)	Britt, Ten.	42	775	18.5	80t	9
45t)	Washington, Ten.	42	687	16.4	71t	6
45t)	*Gronkowski, N.E. (TE)	42	546	13.0	28	10
45t)	Miller, Pit. (TE)	42	512	12.2	36	2
49t)	Murphy, Oak.	41	609	14.9	70	2
49t)	Cotchery, NY-J	41	433	10.6	49	2

NFC / LEADERS IN RECEPTIONS

Rank	Player, Team	Rec	Yards	Avg	Long	TD
1)	White, Atl.	115	1389	12.1	46	10
2)	Witten, Dal. (TE)	94	1002	10.7	33	9
3)	Moss, Was.	93	1115	12.0	56	6
4)	Fitzgerald, Ariz	90	1137	12.6	41	6
5)	Amendola, St.L	85	689	8.1	36	3
6)	Colston, N.O.	84	1023	12.2	43	7
7)	Nicks, NY-G	79	1052	13.3	46t	11
8)	McCoy, Phi. (RB)	78	592	7.6	40	2
9t)	C. Johnson, Det.	77	1120	14.5	87t	12
9t)	Cooley, Was. (TE)	77	849	11.0	35	3
11)	Jennings, G.B.	76	1265	16.6	86t	12
12t)	Harvin, Min.	71	868	12.2	53t	5
12t)	Pettigrew, Det. (TE)	71	722	10.2	35	4
14t)	Maclin, Phi.	70	964	13.8	83t	10
14t)	Gonzalez, Atl. (TE)	70	656	9.4	34	6
16)	Austin, Dal.	69	1041	15.1	69t	7
17t)	Moore, N.O.	66	763	11.6	80t	8
17t)	Winslow, T.B. (TE)	66	730	11.1	41t	5
19t)	*M. Williams, T.B.	65	964	14.8	58t	11
19t)	M. Williams, Sea.	65	751	11.6	68	2
21)	Manningham, NY-G	60	944	15.7	92t	9
22)	*Best, Det. (RB)	58	487	8.4	75t	2
23)	V. Davis, S.F. (TE)	56	914	16.3	66t	7
24t)	Crabtree, S.F.	55	741	13.5	60t	6
24t)	Burleson, Det.	55	625	11.4	58	6
26)	B. Gibson, St.L	53	620	11.7	41	2
27t)	Knox, Chi.	51	960	18.8	67t	5



27t) Avant, Phi.	51	573	11.2	34	1
27t) Driver, G.B.	51	565	11.1	61t	4
27t) Forte, Chi. (RB)	51	547	10.7	89t	3
31) J. Jones, G.B.	50	679	13.6	66t	5
32t) Smith, NY-G	48	529	11.0	45	3
32t) Jones, Dal. (RB)	48	450	9.4	71t	1
34t) D. Jackson, Phi.	47	1056	22.5	91t	6
34t) Breaston, Ariz	47	718	15.3	37	1
34t) Shiancoe, Min. (TE)	47	530	11.3	33	2
34t) Bradshaw, NY-G (RB)	47	314	6.7	18	0
38t) Bennett, Chi.	46	561	12.2	48	3
38t) Smith, Car.	46	554	12.0	39	2
38t) Gore, S.F. (RB)	46	452	9.8	41	2
38t) Jackson, St.L (RB)	46	383	8.3	49	0
38t) C. Williams, T.B. (RB)	46	355	7.7	20	1
43t) Nelson, G.B.	45	582	12.9	80t	2
43t) *Bryant, Dal.	45	561	12.5	46	6
43t) Scheffler, Det. (TE)	45	378	8.4	25	1
46t) Armstrong, Was.	44	871	19.8	76	3
46t) Morgan, S.F.	44	698	15.9	65	2
46t) Meachem, N.O.	44	638	14.5	55	5
46t) Snelling, Atl. (RB)	44	303	6.9	28t	3
50) B. Jackson, G.B. (RB)	43	342	8.0	37	1

NFL / LEADERS IN RECEPTIONS

Rank	Player, Team	Rec	Yards	Avg	Long	TD
1)	White, Atl.	115	1389	12.1	46	10
2)	Wayne, Ind.	111	1355	12.2	50	6
3)	Witten, Dal. (TE)	94	1002	10.7	33	9
4)	Moss, Was.	93	1115	12.0	56	6
5)	Fitzgerald, Ariz	90	1137	12.6	41	6
6t)	Johnson, Hou.	86	1216	14.1	60	8
6t)	Marshall, Mia.	86	1014	11.8	46	3
6t)	Welker, N.E.	86	848	9.9	35	7
9)	Amendola, St.L	85	689	8.1	36	3
10)	Colston, N.O.	84	1023	12.2	43	7
11)	St. Johnson, Buf.	82	1073	13.1	45	10
12t)	Nicks, NY-G	79	1052	13.3	46t	11
12t)	Bess, Mia.	79	820	10.4	29	5
14)	McCoy, Phi. (RB)	78	592	7.6	40	2
15t)	Lloyd, Den.	77	1448	18.8	71	11
15t)	C. Johnson, Det.	77	1120	14.5	87t	12
15t)	Cooley, Was. (TE)	77	849	11.0	35	3
18)	Jennings, G.B.	76	1265	16.6	86t	12
19t)	Bowe, K.C.	72	1162	16.1	75t	15
19t)	Owens, Cin.	72	983	13.7	78t	9
21t)	Harvin, Min.	71	868	12.2	53t	5
21t)	Pettigrew, Det. (TE)	71	722	10.2	35	4
23t)	Maclin, Phi.	70	964	13.8	83t	10
23t)	Gonzalez, Atl. (TE)	70	656	9.4	34	6
25)	Austin, Dal.	69	1041	15.1	69t	7
26)	Watson, Cle. (TE)	68	763	11.2	44	3
27t)	Ochocinco, Cin.	67	831	12.4	42	4
27t)	Garcon, Ind.	67	784	11.7	57t	6
27t)	Tamme, Ind. (TE)	67	631	9.4	30	4
30t)	M. Thomas, Jac.	66	820	12.4	50t	4
30t)	Moore, N.O.	66	763	11.6	80t	8
30t)	Winslow, T.B. (TE)	66	730	11.1	41t	5
30t)	Foster, Hou. (RB)	66	604	9.2	50	2
34t)	*M. Williams, T.B.	65	964	14.8	58t	11
34t)	Gaffney, Den.	65	875	13.5	50	2
34t)	M. Williams, Sea.	65	751	11.6	68	2
37)	Boldin, Bal.	64	837	13.1	61	7
38)	Rice, Bal. (RB)	63	556	8.8	34	1
39t)	Branch, Sea.-N.E.	61	818	13.4	79t	6
39t)	Mason, Bal.	61	802	13.1	42	7
39t)	Hillis, Cle. (RB)	61	477	7.8	47	2
42t)	Wallace, Pit.	60	1257	21.0	56t	10
42t)	Manningham, NY-G	60	944	15.7	92t	9
42t)	Z. Miller, Oak. (TE)	60	685	11.4	43t	5
45t)	Ward, Pit.	59	755	12.8	43	5
45t)	Royal, Den.	59	627	10.6	41	3
45t)	Sproles, S.D. (RB)	59	520	8.8	57t	2
48t)	Lewis, Jac. (TE)	58	700	12.1	42t	10
48t)	Collie, Ind.	58	649	11.2	73t	8
48t)	*Best, Det. (RB)	58	487	8.4	75t	2

AFC / RECEIVING YARDAGE LEADERS

Rank	Player, Team	Yards	Rec	Avg	Long	TD
1)	Lloyd, Den.	1448	77	18.8	71	11
2)	Wayne, Ind.	1355	111	12.2	50	6
3)	Wallace, Pit.	1257	60	21.0	56t	10
4)	Johnson, Hou.	1216	86	14.1	60	8
5)	Bowe, K.C.	1162	72	16.1	75t	15



6)	St. Johnson, Buf.	1073	82	13.1	45	10
7)	Marshall, Mia.	1014	86	11.8	46	3
8)	Owens, Cin.	983	72	13.7	78t	9
9)	Edwards, NY-J	904	53	17.1	74t	7
10)	Gaffney, Den.	875	65	13.5	50	2
11)	Welker, N.E.	848	86	9.9	35	7
12)	Boldin, Bal.	837	64	13.1	61	7
13)	Ochocinco, Cin.	831	67	12.4	42	4
14t)	Bess, Mia.	820	79	10.4	29	5
14t)	M. Thomas, Jac.	820	66	12.4	50t	4
16)	Branch, Sea.-N.E.	818	61	13.4	79t	6
17)	Mason, Bal.	802	61	13.1	42	7
18)	Garcon, Ind.	784	67	11.7	57t	6
19)	Gates, S.D. (TE)	782	50	15.6	48t	10
20)	Britt, Ten.	775	42	18.5	80t	9
21)	Watson, Cle. (TE)	763	68	11.2	44	3
22)	Ward, Pit.	755	59	12.8	43	5
23)	Holmes, NY-J	746	52	14.3	52	6
24)	Floyd, S.D.	717	37	19.4	55	6
25)	Lewis, Jac. (TE)	700	58	12.1	42t	10
26t)	Keller, NY-J (TE)	687	55	12.5	41	5
26t)	Washington, Ten.	687	42	16.4	71t	6
28)	Z. Miller, Oak. (TE)	685	60	11.4	43t	5
29)	Collie, Ind.	649	58	11.2	73t	8
30)	Tamme, Ind. (TE)	631	67	9.4	30	4
31)	Royal, Den.	627	59	10.6	41	3
32)	Walter, Hou.	621	51	12.2	35	5
33)	B. Hartline, Mia.	615	43	14.3	54	1
34)	Murphy, Oak.	609	41	14.9	70	2
35)	Foster, Hou. (RB)	604	66	9.2	50	2
36)	*Shipley, Cin.	600	52	11.5	64t	3
37)	Heap, Bal. (TE)	599	40	15.0	65t	5
38)	Evans, Buf.	578	37	15.6	54	4
39)	*Hernandez, N.E. (TE)	563	45	12.5	46	6
40t)	Jones, Hou.	562	51	11.0	47	3
40t)	Sims-Walker, Jac.	562	43	13.1	39	7
42t)	*Moeaki, K.C. (TE)	556	47	11.8	34	3
42t)	Rice, Bal. (RB)	556	63	8.8	34	1
44)	*Gronkowski, N.E. (TE)	546	42	13.0	28	10
45)	Fasano, Mia. (TE)	528	39	13.5	31	4
46)	Sproles, S.D. (RB)	520	59	8.8	57t	2
47)	Dreessen, Hou. (TE)	518	36	14.4	43t	4
48)	Crayton, S.D.	514	28	18.4	49	1
49)	Miller, Pit. (TE)	512	42	12.2	36	2
50)	D. McFadden, Oak. (RB)	507	47	10.8	67t	3

NFC / RECEIVING YARDAGE LEADERS

Rank	Player, Team	Yards	Rec	Avg	Long	TD
1)	White, Atl.	1389	115	12.1	46	10
2)	Jennings, G.B.	1265	76	16.6	86t	12
3)	Fitzgerald, Ariz	1137	90	12.6	41	6
4)	C. Johnson, Det.	1120	77	14.5	87t	12
5)	Moss, Was.	1115	93	12.0	56	6
6)	D. Jackson, Phi.	1056	47	22.5	91t	6
7)	Nicks, NY-G	1052	79	13.3	46t	11
8)	Austin, Dal.	1041	69	15.1	69t	7
9)	Colston, N.O.	1023	84	12.2	43	7
10)	Witten, Dal. (TE)	1002	94	10.7	33	9
11t)	Maclin, Phi.	964	70	13.8	83t	10
11t)	*M. Williams, T.B.	964	65	14.8	58t	11
13)	Knox, Chi.	960	51	18.8	67t	5
14)	Manningham, NY-G	944	60	15.7	92t	9
15)	V. Davis, S.F. (TE)	914	56	16.3	66t	7
16)	Armstrong, Was.	871	44	19.8	76	3
17)	Harvin, Min.	868	71	12.2	53t	5
18)	Cooley, Was. (TE)	849	77	11.0	35	3
19)	Moore, N.O.	763	66	11.6	80t	8
20)	M. Williams, Sea.	751	65	11.6	68	2
21)	Crabtree, S.F.	741	55	13.5	60t	6
22)	Winslow, T.B. (TE)	730	66	11.1	41t	5
23)	Pettigrew, Det. (TE)	722	71	10.2	35	4
24)	Breaston, Ariz	718	47	15.3	37	1
25)	Morgan, S.F.	698	44	15.9	65	2
26)	Amendola, St.L	689	85	8.1	36	3
27)	J. Jones, G.B.	679	50	13.6	66t	5
28)	Gonzalez, Atl. (TE)	656	70	9.4	34	6
29)	Meachem, N.O.	638	44	14.5	55	5
30)	Burleson, Det.	625	55	11.4	58	6
31)	B. Gibson, St.L	620	53	11.7	41	2
32)	McCoy, Phi. (RB)	592	78	7.6	40	2
33)	Nelson, G.B.	582	45	12.9	80t	2
34)	Avant, Phi.	573	51	11.2	34	1
35)	Driver, G.B.	565	51	11.1	61t	4
36t)	Bennett, Chi.	561	46	12.2	48	3



36t)	*Bryant, Dal.	561	45	12.5	46	6
38)	Smith, Car.	554	46	12.0	39	2
39)	Forte, Chi. (RB)	547	51	10.7	89t	3
40)	Boss, NY-G (TE)	531	35	15.2	54	5
41t)	Shiancoe, Min. (TE)	530	47	11.3	33	2
41t)	R. Williams, Dal.	530	37	14.3	63t	5
43)	Smith, NY-G	529	48	11.0	45	3
44)	Celek, Phi. (TE)	511	42	12.2	65t	4
45)	*Gettis, Car.	508	37	13.7	88t	3
46)	Jenkins, Atl.	505	41	12.3	43	2
47)	Obomanu, Sea.	494	30	16.5	87t	4
48)	*Best, Det. (RB)	487	58	8.4	75t	2
49)	Hester, Chi.	475	40	11.9	39	4
50)	*LaFell, Car.	468	38	12.3	44	1

NFL / RECEIVING YARDAGE LEADERS

Rank	Player, Team	Yards	Rec	Avg	Long	TD
1)	Lloyd, Den.	1448	77	18.8	71	11
2)	White, Atl.	1389	115	12.1	46	10
3)	Wayne, Ind.	1355	111	12.2	50	6
4)	Jennings, G.B.	1265	76	16.6	86t	12
5)	Wallace, Pit.	1257	60	21.0	56t	10
6)	Johnson, Hou.	1216	86	14.1	60	8
7)	Bowe, K.C.	1162	72	16.1	75t	15
8)	Fitzgerald, Ariz	1137	90	12.6	41	6
9)	C. Johnson, Det.	1120	77	14.5	87t	12
10)	Moss, Was.	1115	93	12.0	56	6
11)	St. Johnson, Buf.	1073	82	13.1	45	10
12)	D. Jackson, Phi.	1056	47	22.5	91t	6
13)	Nicks, NY-G	1052	79	13.3	46t	11
14)	Austin, Dal.	1041	69	15.1	69t	7
15)	Colston, N.O.	1023	84	12.2	43	7
16)	Marshall, Mia.	1014	86	11.8	46	3
17)	Witten, Dal. (TE)	1002	94	10.7	33	9
18)	Owens, Cin.	983	72	13.7	78t	9
19t)	Maclin, Phi.	964	70	13.8	83t	10
19t)	*M. Williams, T.B.	964	65	14.8	58t	11
21)	Knox, Chi.	960	51	18.8	67t	5
22)	Manningham, NY-G	944	60	15.7	92t	9
23)	V. Davis, S.F. (TE)	914	56	16.3	66t	7
24)	Edwards, NY-J	904	53	17.1	74t	7
25)	Gaffney, Den.	875	65	13.5	50	2
26)	Armstrong, Was.	871	44	19.8	76	3
27)	Harvin, Min.	868	71	12.2	53t	5
28)	Cooley, Was. (TE)	849	77	11.0	35	3
29)	Welker, N.E.	848	86	9.9	35	7
30)	Boldin, Bal.	837	64	13.1	61	7
31)	Ochocinco, Cin.	831	67	12.4	42	4
32t)	Bess, Mia.	820	79	10.4	29	5
32t)	M. Thomas, Jac.	820	66	12.4	50t	4
34)	Branch, Sea.-N.E.	818	61	13.4	79t	6
35)	Mason, Bal.	802	61	13.1	42	7
36)	Garcon, Ind.	784	67	11.7	57t	6
37)	Gates, S.D. (TE)	782	50	15.6	48t	10
38)	Britt, Ten.	775	42	18.5	80t	9
39t)	Moore, N.O.	763	66	11.6	80t	8
39t)	Watson, Cle. (TE)	763	68	11.2	44	3
41)	Ward, Pit.	755	59	12.8	43	5
42)	M. Williams, Sea.	751	65	11.6	68	2
43)	Holmes, NY-J	746	52	14.3	52	6
44)	Crabtree, S.F.	741	55	13.5	60t	6
45)	Winslow, T.B. (TE)	730	66	11.1	41t	5
46)	Pettigrew, Det. (TE)	722	71	10.2	35	4
47)	Breaston, Ariz	718	47	15.3	37	1
48)	Floyd, S.D.	717	37	19.4	55	6
49)	Lewis, Jac. (TE)	700	58	12.1	42t	10
50)	Morgan, S.F.	698	44	15.9	65	2

AFC / THIRD-DOWN RECEIVING LEADERS

Rank	Player, Team	Rec	Yards	Avg	Long	TD
1)	St. Johnson, Buf.	30	433	14.4	45	3
2)	Bess, Mia.	28	299	10.7	23	2
3t)	Bowe, K.C.	25	419	16.8	75t	5
3t)	*Shipley, Cin.	25	261	10.4	64t	3
5)	Wayne, Ind.	23	337	14.7	50	1
6t)	Boldin, Bal.	21	340	16.2	61	1
6t)	Marshall, Mia.	21	235	11.2	40	2
6t)	Foster, Hou. (RB)	21	222	10.6	50	0
9)	Rice, Bal. (RB)	20	174	8.7	18	1
10t)	Mason, Bal.	19	275	14.5	42	3
10t)	Royal, Den.	19	233	12.3	34	1
12t)	Wallace, Pit.	18	287	15.9	41	1
12t)	Branch, Sea.-N.E.	18	283	15.7	79t	4
12t)	*Moeaki, K.C. (TE)	18	221	12.3	21	1



12t) Sproles, S.D. (RB)	18	209	11.6	57t	2
12t) Welker, N.E.	18	165	9.2	17	1
17t) Ochocinco, Cin.	17	227	13.4	33	1
17t) Keller, NY-J (TE)	17	220	12.9	40	2
17t) Hillis, Cle. (RB)	17	209	12.3	47	1
17t) Cotchery, NY-J	17	208	12.2	49	1
21t) D. McFadden, Oak. (RB)	16	222	13.9	67t	2
21t) M. Thomas, Jac.	16	209	13.1	23	1
21t) Holmes, NY-J	16	184	11.5	41t	1
21t) Garcon, Ind.	16	175	10.9	19	1
21t) Watson, Cle. (TE)	16	173	10.8	24	0
21t) Stuckey, Cle.	16	99	6.2	16	0
27) Gates, S.D. (TE)	15	179	11.9	34	3
28t) Edwards, NY-J	14	232	16.6	74t	3
28t) *Hernandez, N.E. (TE)	14	221	15.8	46	2
28t) Woodhead, NY-J-N.E. (RB)	14	199	14.2	50	1
28t) Ward, Pit.	14	193	13.8	43	5
28t) Owens, Cin.	14	129	9.2	20	2
28t) Scaife, Ten. (TE)	14	125	8.9	28	2
34t) Murphy, Oak.	13	261	20.1	70	2
34t) Britt, Ten.	13	176	13.5	26t	4
34t) *Gronkowski, N.E. (TE)	13	171	13.2	25t	7
34t) Parrish, Buf.	13	171	13.2	37	1
34t) Collie, Ind.	13	155	11.9	48	1
34t) Lloyd, Den.	13	151	11.6	29	0
34t) Z. Miller, Oak. (TE)	13	142	10.9	22	1
34t) Jones, Hou.	13	120	9.2	32	0
34t) Moore, Pit. (RB)	13	110	8.5	29	0
43t) Johnson, Hou.	12	162	13.5	31	1
43t) Sims-Walker, Jac.	12	158	13.2	31	3
43t) Washington, Ten.	12	146	12.2	24t	3
43t) Tammie, Ind. (TE)	12	90	7.5	14	2
43t) C. Johnson, Ten. (RB)	12	50	4.2	11	0
48t) Evans, Buf.	11	155	14.1	43	1
48t) Charles, K.C. (RB)	11	139	12.6	24	0
48t) B. Hartline, Mia.	11	128	11.6	21	1
48t) Dreessen, Hou. (TE)	11	126	11.5	21	2
48t) Lewis, Jac. (TE)	11	111	10.1	26	1
48t) *D. Nelson, Buf.	11	95	8.6	18t	2

NFC / THIRD-DOWN RECEIVING LEADERS

Rank	Player, Team	Rec	Yards	Avg	Long	TD
1)	White, Atl.	36	497	13.8	46	5
2)	Amendola, St.L	29	298	10.3	36	2
3t)	Winslow, T.B. (TE)	28	313	11.2	40	1
3t)	Witten, Dal. (TE)	28	258	9.2	22	4
5t)	C. Johnson, Det.	27	416	15.4	87t	3
5t)	Moss, Was.	27	309	11.4	52	1
7)	M. Williams, Sea.	25	253	10.1	32	0
8t)	Moore, N.O.	21	253	12.0	36	2
8t)	Cooley, Was. (TE)	21	249	11.9	31t	1
8t)	Snelling, Atl. (RB)	21	149	7.1	19t	2
11t)	Austin, Dal.	20	309	15.5	69t	2
11t)	Fitzgerald, Ariz	20	263	13.2	31	1
11t)	Colston, N.O.	20	254	12.7	28	2
14t)	*M. Williams, T.B.	19	236	12.4	37	2
14t)	Bennett, Chi.	19	199	10.5	33	1
14t)	Goodson, Car. (RB)	19	197	10.4	32	0
17t)	Manningham, NY-G	18	298	16.6	54t	3
17t)	Breaston, Ariz	18	240	13.3	35	1
17t)	Pettigrew, Det. (TE)	18	178	9.9	24	0
17t)	Rosario, Car. (TE)	18	146	8.1	17	0
21t)	Crabtree, S.F.	17	217	12.8	60t	1
21t)	Harvin, Min.	17	212	12.5	37	1
21t)	*Best, Det. (RB)	17	181	10.6	75t	1
24t)	Burleson, Det.	16	255	15.9	58	3
24t)	Gonzalez, Atl. (TE)	16	169	10.6	22	2
24t)	Driver, G.B.	16	161	10.1	48	2
27t)	Jennings, G.B.	15	292	19.5	57t	3
27t)	J. Jones, G.B.	15	243	16.2	66t	3
27t)	V. Davis, S.F. (TE)	15	228	15.2	31	0
27t)	Avant, Phi.	15	201	13.4	34	1
27t)	*LaFell, Car.	15	188	12.5	44	0
27t)	Scheffler, Det. (TE)	15	136	9.1	25	1
27t)	Gore, S.F. (RB)	15	128	8.5	31	2
27t)	Bradshaw, NY-G (RB)	15	105	7.0	12	0
35t)	Nicks, NY-G	14	211	15.1	23	2
35t)	*Bryant, Dal.	14	179	12.8	31t	3
35t)	Jenkins, Atl.	14	178	12.7	24t	2
38t)	Meachem, N.O.	13	252	19.4	55	3
38t)	Knox, Chi.	13	221	17.0	59	0
38t)	Smith, Car.	13	142	10.9	27	0
38t)	C. Williams, T.B. (RB)	13	113	8.7	18	0
38t)	Forsett, Sea. (RB)	13	109	8.4	21	0



43t) *Gettis, Car.	12	239	19.9	88t	2
43t) Armstrong, Was.	12	220	18.3	57	0
43t) Morgan, S.F.	12	200	16.7	46	1
43t) Celek, Phi. (TE)	12	157	13.1	24	0
43t) Stokley, Den.-Sea.	12	104	8.7	16	0
48t) D. Jackson, Phi.	11	240	21.8	61t	1
48t) Nelson, G.B.	11	135	12.3	28	0
48t) Boss, NY-G (TE)	11	130	11.8	32t	2
48t) Maclin, Phi.	11	127	11.5	28	3
48t) Olsen, Chi. (TE)	11	126	11.5	23	3
48t) Butler, Sea.	11	102	9.3	20	1
48t) Smith, NY-G	11	89	8.1	15	2
48t) B. Gibson, St.L	11	79	7.2	15t	1

NFL / THIRD-DOWN RECEIVING LEADERS

Rank	Player, Team	Rec	Yards	Avg	Long	TD
1)	White, Atl.	36	497	13.8	46	5
2)	St. Johnson, Buf.	30	433	14.4	45	3
3)	Amendola, St.L	29	298	10.3	36	2
4t)	Winslow, T.B. (TE)	28	313	11.2	40	1
4t)	Bess, Mia.	28	299	10.7	23	2
4t)	Witten, Dal. (TE)	28	258	9.2	22	4
7t)	C. Johnson, Det.	27	416	15.4	87t	3
7t)	Moss, Was.	27	309	11.4	52	1
9t)	Bowe, K.C.	25	419	16.8	75t	5
9t)	*Shipley, Cin.	25	261	10.4	64t	3
9t)	M. Williams, Sea.	25	253	10.1	32	0
12)	Wayne, Ind.	23	337	14.7	50	1
13t)	Boldin, Bal.	21	340	16.2	61	1
13t)	Moore, N.O.	21	253	12.0	36	2
13t)	Cooley, Was. (TE)	21	249	11.9	31t	1
13t)	Marshall, Mia.	21	235	11.2	40	2
13t)	Foster, Hou. (RB)	21	222	10.6	50	0
13t)	Snelling, Atl. (RB)	21	149	7.1	19t	2
19t)	Austin, Dal.	20	309	15.5	69t	2
19t)	Fitzgerald, Ariz	20	263	13.2	31	1
19t)	Colston, N.O.	20	254	12.7	28	2
19t)	Rice, Bal. (RB)	20	174	8.7	18	1
23t)	Mason, Bal.	19	275	14.5	42	3
23t)	*M. Williams, T.B.	19	236	12.4	37	2
23t)	Royal, Den.	19	233	12.3	34	1
23t)	Bennett, Chi.	19	199	10.5	33	1
23t)	Goodson, Car. (RB)	19	197	10.4	32	0
28t)	Manningham, NY-G	18	298	16.6	54t	3
28t)	Wallace, Pit.	18	287	15.9	41	1
28t)	Branch, Sea.-N.E.	18	283	15.7	79t	4
28t)	Breaston, Ariz	18	240	13.3	35	1
28t)	*Moeaki, K.C. (TE)	18	221	12.3	21	1
28t)	Sproles, S.D. (RB)	18	209	11.6	57t	2
28t)	Pettigrew, Det. (TE)	18	178	9.9	24	0
28t)	Welker, N.E.	18	165	9.2	17	1
28t)	Rosario, Car. (TE)	18	146	8.1	17	0
37t)	Ochocinco, Cin.	17	227	13.4	33	1
37t)	Keller, NY-J (TE)	17	220	12.9	40	2
37t)	Crabtree, S.F.	17	217	12.8	60t	1
37t)	Harvin, Min.	17	212	12.5	37	1
37t)	Hillis, Cle. (RB)	17	209	12.3	47	1
37t)	Cotchery, NY-J	17	208	12.2	49	1
37t)	*Best, Det. (RB)	17	181	10.6	75t	1
44t)	Burleson, Det.	16	255	15.9	58	3
44t)	D. McFadden, Oak. (RB)	16	222	13.9	67t	2
44t)	M. Thomas, Jac.	16	209	13.1	23	1
44t)	Holmes, NY-J	16	184	11.5	41t	1
44t)	Garcon, Ind.	16	175	10.9	19	1
44t)	Watson, Cle. (TE)	16	173	10.8	24	0
44t)	Gonzalez, Atl. (TE)	16	169	10.6	22	2
44t)	Driver, G.B.	16	161	10.1	48	2
44t)	Stuckey, Cle.	16	99	6.2	16	0

AFC / LEADING SCORERS, NONKICKERS

Rank	Player, Team	TD	Rush	Rec	Ret	X2	Pts
1)	Foster, Hou. (RB)	18	16	2	0	0	108
2)	Bowe, K.C. (WR)	15	0	15	0	0	90
3t)	Green-Ellis, N.E. (RB)	13	13	0	0	0	78
3t)	Hillis, Cle. (RB)	13	11	2	0	0	78
3t)	Mendenhall, Pit. (RB)	13	13	0	0	0	78
6)	C. Johnson, Ten. (RB)	12	11	1	0	0	72
7)	Tolbert, S.D. (RB)	11	11	0	0	1	68
8)	Lloyd, Den. (WR)	11	0	11	0	0	66
9t)	Gates, S.D. (TE)	10	0	10	0	0	60
9t)	*Gronkowski, N.E. (TE)	10	0	10	0	0	60
9t)	St. Johnson, Buf. (WR)	10	0	10	0	0	60
9t)	Lewis, Jac. (TE)	10	0	10	0	0	60
9t)	D. McFadden, Oak. (RB)	10	7	3	0	0	60



9t)	Wallace, Pit. (WR)	10	0	10	0	0	60
15)	Britt, Ten. (WR)	9	0	9	0	1	56
16)	Owens, Cin. (WR)	9	0	9	0	0	54
17)	Benson, Cin. (RB)	8	7	1	0	1	50
18t)	Bush, Oak. (RB)	8	8	0	0	0	48
18t)	Charles, K.C. (RB)	8	5	3	0	0	48
18t)	Collie, Ind. (WR)	8	0	8	0	0	48
18t)	Johnson, Hou. (WR)	8	0	8	0	0	48
18t)	Moreno, Den. (RB)	8	5	3	0	0	48
23)	Edwards, NY-J (WR)	7	0	7	0	1	44
24)	Welker, N.E. (WR)	7	0	7	0	0	43
25t)	Boldin, Bal. (WR)	7	0	7	0	0	42
25t)	*Ford, Oak. (WR)	7	2	2	3	0	42
25t)	F. Jackson, Buf. (RB)	7	5	2	0	0	42
25t)	Jones-Drew, Jac. (RB)	7	5	2	0	0	42
25t)	Mason, Bal. (WR)	7	0	7	0	0	42
25t)	*Mathews, S.D. (RB)	7	7	0	0	0	42
25t)	Sims-Walker, Jac. (WR)	7	0	7	0	0	42
32t)	Branch, Sea.-N.E. (WR)	6	0	6	0	0	36
32t)	Floyd, S.D. (WR)	6	0	6	0	0	36
32t)	Garcon, Ind. (WR)	6	0	6	0	0	36
32t)	*Hernandez, N.E. (TE)	6	0	6	0	0	36
32t)	Holmes, NY-J (WR)	6	0	6	0	0	36
32t)	*J. James, N.E.-Ind. (RB)	6	6	0	0	0	36
32t)	Jones, K.C. (RB)	6	6	0	0	0	36
32t)	McGahee, Bal. (RB)	6	5	1	0	0	36
32t)	Rice, Bal. (RB)	6	5	1	0	0	36
32t)	*Tebow, Den. (QB)	6	6	0	0	0	36
32t)	Tomlinson, NY-J (RB)	6	6	0	0	0	36
32t)	Washington, Ten. (WR)	6	0	6	0	0	36
32t)	Wayne, Ind. (WR)	6	0	6	0	0	36
32t)	Woodhead, NY-J-N.E. (RB)	6	5	1	0	0	36
46t)	Bess, Mia. (WR)	5	0	5	0	0	30
46t)	R. Brown, Mia. (RB)	5	5	0	0	0	30
46t)	Garrard, Jac. (QB)	5	5	0	0	0	30
46t)	Heap, Bal. (TE)	5	0	5	0	0	30
46t)	Keller, NY-J (TE)	5	0	5	0	0	30
46t)	Z. Miller, Oak. (TE)	5	0	5	0	0	30
46t)	Moss, N.E.-Min.-Ten. (WR)	5	0	5	0	0	30
46t)	Tate, N.E. (WR)	5	0	3	2	0	30
46t)	M. Thomas, Jac. (WR)	5	0	4	1	0	30
46t)	Walter, Hou. (WR)	5	0	5	0	0	30
46t)	Ward, Pit. (WR)	5	0	5	0	0	30
46t)	*White, Ind. (WR)	5	0	5	0	0	30

NFC / LEADING SCORERS, NONKICKERS

Rank	Player, Team	TD	Rush	Rec	Ret	X2	Pts
1)	Peterson, Min. (RB)	13	12	1	0	0	78
2)	C. Johnson, Det. (WR)	12	0	12	0	1	74
3t)	Jennings, G.B. (WR)	12	0	12	0	0	72
3t)	Turner, Atl. (RB)	12	12	0	0	0	72
5t)	Nicks, NY-G (WR)	11	0	11	0	0	66
5t)	*M. Williams, T.B. (WR)	11	0	11	0	0	66
7)	White, Atl. (WR)	10	0	10	0	2	64
8)	Maclin, Phi. (WR)	10	0	10	0	0	60
9t)	Forte, Chi. (RB)	9	6	3	0	1	56
9t)	Witten, Dal. (TE)	9	0	9	0	1	56
11t)	Jacobs, NY-G (RB)	9	9	0	0	0	54
11t)	Manningham, NY-G (WR)	9	0	9	0	0	54
11t)	McCoy, Phi. (RB)	9	7	2	0	0	54
11t)	Vick, Phi. (QB)	9	9	0	0	0	54
15)	Bradshaw, NY-G (RB)	8	8	0	0	1	50
16t)	Austin, Dal. (WR)	8	1	7	0	0	48
16t)	*Bryant, Dal. (WR)	8	0	6	2	0	48
16t)	D. Jackson, Phi. (WR)	8	1	6	1	0	48
16t)	Moore, N.O. (WR)	8	0	8	0	0	48
20t)	V. Davis, S.F. (TE)	7	0	7	0	1	44
20t)	Harvin, Min. (WR)	7	1	5	1	1	44
22t)	Colston, N.O. (WR)	7	0	7	0	0	42
22t)	Hester, Chi. (WR)	7	0	4	3	0	42
24)	Fitzgerald, Ariz (WR)	6	0	6	0	1	38
25t)	*Best, Det. (RB)	6	4	2	0	0	36
25t)	*Blount, T.B. (RB)	6	6	0	0	0	36
25t)	Burleson, Det. (WR)	6	0	6	0	0	36
25t)	Crabtree, S.F. (WR)	6	0	6	0	0	36
25t)	Gonzalez, Atl. (TE)	6	0	6	0	0	36
25t)	Jackson, St.L (RB)	6	6	0	0	0	36
25t)	Kuhn, G.B. (RB)	6	4	2	0	0	36
25t)	Lynch, Buf.-Sea. (RB)	6	6	0	0	0	36
25t)	Moss, Was. (WR)	6	0	6	0	0	36
25t)	Torain, Was. (RB)	6	4	2	0	0	36
35)	R. Williams, Dal. (WR)	5	0	5	0	1	32
36t)	Boss, NY-G (TE)	5	0	5	0	0	30
36t)	Gore, S.F. (RB)	5	3	2	0	0	30



36t) *Graham, N.O. (TE)	5	0	5	0	0	30
36t) Hightower, Ariz (RB)	5	5	0	0	0	30
36t) *Ivory, N.O. (RB)	5	5	0	0	0	30
36t) J. Jones, G.B. (WR)	5	0	5	0	0	30
36t) Knox, Chi. (WR)	5	0	5	0	0	30
36t) Meachem, N.O. (WR)	5	0	5	0	0	30
36t) Morris, Det. (RB)	5	5	0	0	0	30
36t) Olsen, Chi. (TE)	5	0	5	0	0	30
36t) Snelling, Atl. (RB)	5	2	3	0	0	30
36t) Westbrook, S.F. (RB)	5	4	1	0	0	30
36t) *K. Williams, Was. (RB)	5	3	2	0	0	30
36t) Winslow, T.B. (TE)	5	0	5	0	0	30

NFL / LEADING SCORERS, NONKICKERS

Rank	Player, Team	TD	Rush	Rec	Ret	X2	Pts
1)	Foster, Hou. (RB)	18	16	2	0	0	108
2)	Bowe, K.C. (WR)	15	0	15	0	0	90
3t)	Green-Ellis, N.E. (RB)	13	13	0	0	0	78
3t)	Hillis, Cle. (RB)	13	11	2	0	0	78
3t)	Mendenhall, Pit. (RB)	13	13	0	0	0	78
3t)	Peterson, Min. (RB)	13	12	1	0	0	78
7)	C. Johnson, Det. (WR)	12	0	12	0	1	74
8t)	Jennings, G.B. (WR)	12	0	12	0	0	72
8t)	C. Johnson, Ten. (RB)	12	11	1	0	0	72
8t)	Turner, Atl. (RB)	12	12	0	0	0	72
11)	Tolbert, S.D. (RB)	11	11	0	0	1	68
12t)	Lloyd, Den. (WR)	11	0	11	0	0	66
12t)	Nicks, NY-G (WR)	11	0	11	0	0	66
12t)	*M. Williams, T.B. (WR)	11	0	11	0	0	66
15)	White, Atl. (WR)	10	0	10	0	2	64
16t)	Gates, S.D. (TE)	10	0	10	0	0	60
16t)	*Gronkowski, N.E. (TE)	10	0	10	0	0	60
16t)	St. Johnson, Buf. (WR)	10	0	10	0	0	60
16t)	Lewis, Jac. (TE)	10	0	10	0	0	60
16t)	Maclin, Phi. (WR)	10	0	10	0	0	60
16t)	D. McFadden, Oak. (RB)	10	7	3	0	0	60
16t)	Wallace, Pit. (WR)	10	0	10	0	0	60
23t)	Britt, Ten. (WR)	9	0	9	0	1	56
23t)	Forte, Chi. (RB)	9	6	3	0	1	56
23t)	Witten, Dal. (TE)	9	0	9	0	1	56
26t)	Jacobs, NY-G (RB)	9	9	0	0	0	54
26t)	Manningham, NY-G (WR)	9	0	9	0	0	54
26t)	McCoy, Phi. (RB)	9	7	2	0	0	54
26t)	Owens, Cin. (WR)	9	0	9	0	0	54
26t)	Vick, Phi. (QB)	9	9	0	0	0	54
31t)	Benson, Cin. (RB)	8	7	1	0	1	50
31t)	Bradshaw, NY-G (RB)	8	8	0	0	1	50
33t)	Austin, Dal. (WR)	8	1	7	0	0	48
33t)	*Bryant, Dal. (WR)	8	0	6	2	0	48
33t)	Bush, Oak. (RB)	8	8	0	0	0	48
33t)	Charles, K.C. (RB)	8	5	3	0	0	48
33t)	Collie, Ind. (WR)	8	0	8	0	0	48
33t)	D. Jackson, Phi. (WR)	8	1	6	1	0	48
33t)	Johnson, Hou. (WR)	8	0	8	0	0	48
33t)	Moore, N.O. (WR)	8	0	8	0	0	48
33t)	Moreno, Den. (RB)	8	5	3	0	0	48
42t)	V. Davis, S.F. (TE)	7	0	7	0	1	44
42t)	Edwards, NY-J (WR)	7	0	7	0	1	44
42t)	Harvin, Min. (WR)	7	1	5	1	1	44
45)	Welker, N.E. (WR)	7	0	7	0	0	43
46t)	Boldin, Bal. (WR)	7	0	7	0	0	42
46t)	Colston, N.O. (WR)	7	0	7	0	0	42
46t)	*Ford, Oak. (WR)	7	2	2	3	0	42
46t)	Hester, Chi. (WR)	7	0	4	3	0	42
46t)	F. Jackson, Buf. (RB)	7	5	2	0	0	42
46t)	Jones-Drew, Jac. (RB)	7	5	2	0	0	42
46t)	Mason, Bal. (WR)	7	0	7	0	0	42
46t)	*Mathews, S.D. (RB)	7	7	0	0	0	42
46t)	Sims-Walker, Jac. (WR)	7	0	7	0	0	42

AFC / LEADING SCORERS, KICKERS

Rank	Player, Team	PAT	FG	Pct	Long	Pts
1)	Janikowski, Oak.	43/43	33/41	.805	59	142
2)	Vinatieri, Ind.	51/51	26/28	.929	48	129
3)	Folk, NY-J	37/37	30/39	.769	56	127
4)	Rackers, Hou.	43/43	27/30	.900	57	124
5)	Cundiff, Bal.	39/39	26/29	.897	49	117
6)	D. Carpenter, Mia.	25/25	30/41	.732	60	115
7)	Bironas, Ten.	38/38	24/26	.923	55	110
8)	Kaeding, S.D.	40/40	23/28	.821	50	109
9)	Scobee, Jac.	41/41	22/28	.786	59	107
10)	Succop, K.C.	42/42	20/26	.769	53	102
11)	Dawson, Cle.	28/28	23/28	.821	48	97
12)	Lindell, Buf.	31/32	16/21	.762	51	79



13)	Prater, Den.	28/29	16/18	.889	59	76
14)	Graham, NY-G-N.E.	39/41	12/12	1.000	41	75
15)	Nugent, Cin.	17/17	15/19	.789	54	62
16)	Suisham, Pit.	19/19	14/15	.933	48	61
17)	Gostkowski, N.E.	26/26	10/13	.769	43	56
18)	*Stitser, Cin.	8/10	7/ 8	.875	47	29
19)	Hauschka, Den.	10/10	6/ 7	.857	46	28
20)	*Pettrey, Cin.	5/ 5	2/ 4	.500	28	11

NFC / LEADING SCORERS, KICKERS

Rank	Player, Team	PAT	FG	Pct	Long	Pts
1)	Akers, Phi.	47/47	32/38	.842	50	143
2)	M. Bryant, Atl.	44/44	28/31	.903	51	128
3)	Jo. Brown, St.L	26/27	33/39	.846	53	125
4)	Buehler, Dal.	42/44	24/32	.750	53	114
5)	Crosby, G.B.	46/46	22/28	.786	56	112
6)	Gould, Chi.	35/35	25/30	.833	54	110
7)	Feely, Ariz	29/29	24/27	.889	55	107
8)	Mare, Sea.	31/31	25/30	.833	51	106
9)	Barth, T.B.	36/36	23/28	.821	53	105
10)	Reed, Pit.-S.F.	32/32	24/32	.750	53	104
11t)	Gano, Was.	28/28	24/35	.686	49	100
11t)	Hartley, N.O.	40/40	20/25	.800	52	100
11t)	Tynes, NY-G	43/43	19/23	.826	53	100
14)	Kasay, Car.	17/17	25/29	.862	55	92
15)	Longwell, Min.	30/31	17/18	.944	48	81
16t)	Hanson, Det.	19/19	12/14	.857	52	55
16t)	Rayner, Det.	16/16	13/16	.813	55	55
18)	Nedney, S.F.	17/17	11/13	.846	51	50
19)	Brown, S.D.-Dal.	8/ 8	4/ 5	.800	36	20
20)	Carney, N.O.	3/ 3	5/ 6	.833	32	18
21)	Andrus, S.F.	3/ 3	2/ 4	.500	38	9

NFL / LEADING SCORERS, KICKERS

Rank	Player, Team	PAT	FG	Pct	Long	Pts
1)	Akers, Phi.	47/47	32/38	.842	50	143
2)	Janikowski, Oak.	43/43	33/41	.805	59	142
3)	Vinatieri, Ind.	51/51	26/28	.929	48	129
4)	M. Bryant, Atl.	44/44	28/31	.903	51	128
5)	Folk, NY-J	37/37	30/39	.769	56	127
6)	Jo. Brown, St.L	26/27	33/39	.846	53	125
7)	Rackers, Hou.	43/43	27/30	.900	57	124
8)	Cundiff, Bal.	39/39	26/29	.897	49	117
9)	D. Carpenter, Mia.	25/25	30/41	.732	60	115
10)	Buehler, Dal.	42/44	24/32	.750	53	114
11)	Crosby, G.B.	46/46	22/28	.786	56	112
12t)	Bironas, Ten.	38/38	24/26	.923	55	110
12t)	Gould, Chi.	35/35	25/30	.833	54	110
14)	Kaeding, S.D.	40/40	23/28	.821	50	109
15t)	Feely, Ariz	29/29	24/27	.889	55	107
15t)	Scobee, Jac.	41/41	22/28	.786	59	107
17)	Mare, Sea.	31/31	25/30	.833	51	106
18)	Barth, T.B.	36/36	23/28	.821	53	105
19)	Reed, Pit.-S.F.	32/32	24/32	.750	53	104
20)	Succop, K.C.	42/42	20/26	.769	53	102
21t)	Gano, Was.	28/28	24/35	.686	49	100
21t)	Hartley, N.O.	40/40	20/25	.800	52	100
21t)	Tynes, NY-G	43/43	19/23	.826	53	100
24)	Dawson, Cle.	28/28	23/28	.821	48	97
25)	Kasay, Car.	17/17	25/29	.862	55	92
26)	Longwell, Min.	30/31	17/18	.944	48	81
27)	Lindell, Buf.	31/32	16/21	.762	51	79
28)	Prater, Den.	28/29	16/18	.889	59	76
29)	Graham, NY-G-N.E.	39/41	12/12	1.000	41	75
30)	Nugent, Cin.	17/17	15/19	.789	54	62
31)	Suisham, Pit.	19/19	14/15	.933	48	61
32)	Gostkowski, N.E.	26/26	10/13	.769	43	56
33t)	Hanson, Det.	19/19	12/14	.857	52	55
33t)	Rayner, Det.	16/16	13/16	.813	55	55
35)	Nedney, S.F.	17/17	11/13	.846	51	50
36)	*Stitser, Cin.	8/10	7/ 8	.875	47	29
37)	Hauschka, Den.	10/10	6/ 7	.857	46	28
38)	Brown, S.D.-Dal.	8/ 8	4/ 5	.800	36	20
39)	Carney, N.O.	3/ 3	5/ 6	.833	32	18
40)	*Pettrey, Cin.	5/ 5	2/ 4	.500	28	11
41)	Andrus, S.F.	3/ 3	2/ 4	.500	38	9

AFC / TOUCHBACKS ON KICKOFFS

Rank	Player, Team	TB
1)	Cundiff, Bal.	40
2)	Janikowski, Oak.	29
3)	Prater, Den.	20
4)	Bironas, Ten.	17
5)	McAfee, Ind.	16



6t)	Gostkowski, N.E.	15
6t)	Scobee, Jac.	15
8)	D. Carpenter, Mia.	14
9)	Rackers, Hou.	13
10t)	Lindell, Buf.	8
10t)	Succop, K.C.	8
12t)	Dawson, Cle.	7
12t)	Folk, NY-J	7
12t)	Nugent, Cin.	7
15)	Kaeding, S.D.	4
16)	Graham, NY-G-N.E.	3
17t)	Hauschka, Den.	2
17t)	Suisham, Pit.	2
19t)	*Pettrey, Cin.	1
19t)	Scifres, S.D.	1

NFC / TOUCHBACKS ON KICKOFFS

Rank	Player, Team	TB
1t)	Akers, Phi.	23
1t)	Koenen, Atl.	23
3)	Buehler, Dal.	22
4)	Mare, Sea.	20
5t)	Feely, Ariz	16
5t)	Gould, Chi.	16
7)	Lloyd, Car.	11
8)	Morstead, N.O.	10
9)	Gano, Was.	9
10t)	Reed, Pit.-S.F.	6
10t)	Tynes, NY-G	6
12)	Jo. Brown, St.L	5
13t)	Crosby, G.B.	4
13t)	Hartley, N.O.	4
13t)	Nedney, S.F.	4
16)	Longwell, Min.	3
17)	Rayner, Det.	2
18t)	Barth, T.B.	1
18t)	Brown, S.D.-Dal.	1
18t)	Hanson, Det.	1

NFL / TOUCHBACKS ON KICKOFFS

Rank	Player, Team	TB
1)	Cundiff, Bal.	40
2)	Janikowski, Oak.	29
3t)	Akers, Phi.	23
3t)	Koenen, Atl.	23
5)	Buehler, Dal.	22
6t)	Mare, Sea.	20
6t)	Prater, Den.	20
8)	Bironas, Ten.	17
9t)	Feely, Ariz	16
9t)	Gould, Chi.	16
9t)	McAfee, Ind.	16
12t)	Gostkowski, N.E.	15
12t)	Scobee, Jac.	15
14)	D. Carpenter, Mia.	14
15)	Rackers, Hou.	13
16)	Lloyd, Car.	11
17)	Morstead, N.O.	10
18)	Gano, Was.	9
19t)	Lindell, Buf.	8
19t)	Succop, K.C.	8
21t)	Dawson, Cle.	7
21t)	Folk, NY-J	7
21t)	Nugent, Cin.	7
24t)	Reed, Pit.-S.F.	6
24t)	Tynes, NY-G	6
26)	Jo. Brown, St.L	5
27t)	Crosby, G.B.	4
27t)	Hartley, N.O.	4
27t)	Kaeding, S.D.	4
27t)	Nedney, S.F.	4
31t)	Graham, NY-G-N.E.	3
31t)	Longwell, Min.	3
33t)	Hauschka, Den.	2
33t)	Rayner, Det.	2
33t)	Suisham, Pit.	2
36t)	Barth, T.B.	1
36t)	Brown, S.D.-Dal.	1
36t)	Hanson, Det.	1
36t)	*Pettrey, Cin.	1
36t)	Scifres, S.D.	1

**AFC / MOST YARDS FROM SCRIMMAGE**

Rank	Player, Team	Total			Rushing			Receiving		
		Yards	Att+Rec	Avg	Yards	Att	Avg	Yards	Rec	Avg
1)	Foster, Hou. (RB)	2220	393	5.6	1616	327	4.9	604	66	9.2
2)	Charles, K.C. (RB)	1935	275	7.0	1467	230	6.4	468	45	10.4
3)	Rice, Bal. (RB)	1776	370	4.8	1220	307	4.0	556	63	8.8
4)	D. McFadden, Oak. (RB)	1664	270	6.2	1157	223	5.2	507	47	10.8
5)	Hillis, Cle. (RB)	1654	331	5.0	1177	270	4.4	477	61	7.8
6)	Jones-Drew, Jac. (RB)	1641	333	4.9	1324	299	4.4	317	34	9.3
7)	C. Johnson, Ten. (RB)	1609	360	4.5	1364	316	4.3	245	44	5.6
8)	Mendenhall, Pit. (RB)	1440	347	4.1	1273	324	3.9	167	23	7.3
9)	Lloyd, Den. (WR)	1430	78	18.3	-18	1	-18.0	1448	77	18.8
10)	Wayne, Ind. (WR)	1355	111	12.2	0	0	---	1355	111	12.2
11)	Wallace, Pit. (WR)	1296	65	19.9	39	5	7.8	1257	60	21.0
12)	Benson, Cin. (RB)	1289	349	3.7	1111	321	3.5	178	28	6.4
13)	Tomlinson, NY-J (RB)	1282	271	4.7	914	219	4.2	368	52	7.1
14)	Johnson, Hou. (WR)	1226	88	13.9	10	2	5.0	1216	86	14.1
15)	Bowe, K.C. (WR)	1166	73	16.0	4	1	4.0	1162	72	16.1
16)	Moreno, Den. (RB)	1151	219	5.3	779	182	4.3	372	37	10.1
17)	F. Jackson, Buf. (RB)	1142	253	4.5	927	222	4.2	215	31	6.9
18)	Green-Ellis, N.E. (RB)	1093	241	4.5	1008	229	4.4	85	12	7.1
19)	St. Johnson, Buf. (WR)	1073	82	13.1	0	0	---	1073	82	13.1
20)	Jones, K.C. (RB)	1018	259	3.9	896	245	3.7	122	14	8.7
21)	Marshall, Mia. (WR)	1017	88	11.6	3	2	1.5	1014	86	11.8
22)	Owens, Cin. (WR)	983	72	13.7	0	0	---	983	72	13.7
23)	R. Brown, Mia. (RB)	976	233	4.2	734	200	3.7	242	33	7.3
24)	Tolbert, S.D. (RB)	951	207	4.6	735	182	4.0	216	25	8.6
25)	M. Thomas, Jac. (WR)	934	78	12.0	114	12	9.5	820	66	12.4
26)	Woodhead, NY-J-N.E. (RB)	926	131	7.1	547	97	5.6	379	34	11.1
27)	Edwards, NY-J (WR)	908	54	16.8	4	1	4.0	904	53	17.1
28)	Greene, NY-J (RB)	886	201	4.4	766	185	4.1	120	16	7.5
29)	Gaffney, Den. (WR)	875	65	13.5	0	0	---	875	65	13.5
30)	Bush, Oak. (RB)	849	176	4.8	655	158	4.1	194	18	10.8
31)	Welker, N.E. (WR)	848	86	9.9	0	0	---	848	86	9.9
32)	Boldin, Bal. (WR)	839	66	12.7	2	2	1.0	837	64	13.1
33)	Ochocinco, Cin. (WR)	831	67	12.4	0	0	---	831	67	12.4
34)	*Mathews, S.D. (RB)	823	180	4.6	678	158	4.3	145	22	6.6
35)	Branch, Sea.-N.E. (WR)	818	61	13.4	0	0	---	818	61	13.4
36)	Bess, Mia. (WR)	817	81	10.1	-3	2	-1.5	820	79	10.4
37)	Williams, Mia. (RB)	814	178	4.6	673	159	4.2	141	19	7.4
38)	Mason, Bal. (WR)	802	61	13.1	0	0	---	802	61	13.1
39)	Garcon, Ind. (WR)	790	69	11.4	6	2	3.0	784	67	11.7
40)	Sproles, S.D. (RB)	787	109	7.2	267	50	5.3	520	59	8.8
41)	Gates, S.D. (TE)	782	50	15.6	0	0	---	782	50	15.6
42)	Britt, Ten. (WR)	775	42	18.5	0	0	---	775	42	18.5
43)	Holmes, NY-J (WR)	763	54	14.1	17	2	8.5	746	52	14.3
44)	Watson, Cle. (TE)	762	69	11.0	-1	1	-1.0	763	68	11.2
45)	Ward, Pit. (WR)	753	60	12.6	-2	1	-2.0	755	59	12.8
46)	Floyd, S.D. (WR)	717	37	19.4	0	0	---	717	37	19.4
47)	D. Brown, Ind. (RB)	702	149	4.7	497	129	3.9	205	20	10.3
48)	Lewis, Jac. (TE)	700	58	12.1	0	0	---	700	58	12.1
49)	Royal, Den. (WR)	688	65	10.6	61	6	10.2	627	59	10.6
50)	Keller, NY-J (TE)	687	55	12.5	0	0	---	687	55	12.5

NFC / MOST YARDS FROM SCRIMMAGE

Rank	Player, Team	Total			Rushing			Receiving		
		Yards	Att+Rec	Avg	Yards	Att	Avg	Yards	Rec	Avg
1)	McCoy, Phi. (RB)	1672	285	5.9	1080	207	5.2	592	78	7.6
2)	Peterson, Min. (RB)	1639	319	5.1	1298	283	4.6	341	36	9.5
3)	Jackson, St.L (RB)	1624	376	4.3	1241	330	3.8	383	46	8.3
4)	Forte, Chi. (RB)	1616	288	5.6	1069	237	4.5	547	51	10.7
5)	Bradshaw, NY-G (RB)	1549	323	4.8	1235	276	4.5	314	47	6.7
6)	Turner, Atl. (RB)	1456	346	4.2	1371	334	4.1	85	12	7.1
7)	White, Atl. (WR)	1392	116	12.0	3	1	3.0	1389	115	12.1
8)	Gore, S.F. (RB)	1305	249	5.2	853	203	4.2	452	46	9.8
9)	Jennings, G.B. (WR)	1264	77	16.4	-1	1	-1.0	1265	76	16.6
10)	Jones, Dal. (RB)	1250	233	5.4	800	185	4.3	450	48	9.4
11)	D. Jackson, Phi. (WR)	1160	63	18.4	104	16	6.5	1056	47	22.5
12)	C. Johnson, Det. (WR)	1152	81	14.2	32	4	8.0	1120	77	14.5
13)	Fitzgerald, Ariz (WR)	1137	90	12.6	0	0	---	1137	90	12.6
14)	Austin, Dal. (WR)	1134	76	14.9	93	7	13.3	1041	69	15.1
15)	Moss, Was. (WR)	1109	98	11.3	-6	5	-1.2	1115	93	12.0
16)	Nicks, NY-G (WR)	1052	79	13.3	0	0	---	1052	79	13.3
17)	B. Jackson, G.B. (RB)	1045	233	4.5	703	190	3.7	342	43	8.0
18)	*Best, Det. (RB)	1042	229	4.6	555	171	3.2	487	58	8.4
19)	Colston, N.O. (WR)	1024	85	12.0	1	1	1.0	1023	84	12.2
20)	*Blount, T.B. (RB)	1021	206	5.0	1007	201	5.0	14	5	2.8
21)	Witten, Dal. (TE)	1002	94	10.7	0	0	---	1002	94	10.7
22)	Maclin, Phi. (WR)	1000	73	13.7	36	3	12.0	964	70	13.8
23)	Harvin, Min. (WR)	975	89	11.0	107	18	5.9	868	71	12.2
24)	*M. Williams, T.B. (WR)	964	65	14.8	0	0	---	964	65	14.8
25)	Knox, Chi. (WR)	962	52	18.5	2	1	2.0	960	51	18.8
26)	Manningham, NY-G (WR)	946	61	15.5	2	1	2.0	944	60	15.7
27)	V. Davis, S.F. (TE)	914	56	16.3	0	0	---	914	56	16.3



28t) Jacobs, NY-G (RB)	882	154	5.7	823	147	5.6	59	7	8.4
28t) Lynch, Buf.-Sea. (RB)	882	224	3.9	737	202	3.6	145	22	6.6
30) Stewart, Car. (RB)	873	186	4.7	770	178	4.3	103	8	12.9
31) Hightower, Ariz (RB)	872	174	5.0	736	153	4.8	136	21	6.5
32) Armstrong, Was. (WR)	871	44	19.8	0	0	---	871	44	19.8
33) Torain, Was. (RB)	867	182	4.8	742	164	4.5	125	18	6.9
34) Cooley, Was. (TE)	849	77	11.0	0	0	---	849	77	11.0
35) C. Williams, T.B. (RB)	792	171	4.6	437	125	3.5	355	46	7.7
36) Forsett, Sea. (RB)	775	151	5.1	523	118	4.4	252	33	7.6
37) Amendola, St.L (WR)	770	92	8.4	81	7	11.6	689	85	8.1
38) Moore, N.O. (WR)	763	66	11.6	0	0	---	763	66	11.6
39) Goodson, Car. (RB)	762	143	5.3	452	103	4.4	310	40	7.8
40) Breaston, Ariz (WR)	753	50	15.1	35	3	11.7	718	47	15.3
41) M. Williams, Sea. (WR)	751	66	11.4	0	1	0.0	751	65	11.6
42) Crabtree, S.F. (WR)	741	55	13.5	0	0	---	741	55	13.5
43) *Ivory, N.O. (RB)	733	138	5.3	716	137	5.2	17	1	17.0
44) Winslow, T.B. (TE)	730	66	11.1	0	0	---	730	66	11.1
45) Pettigrew, Det. (TE)	722	71	10.2	0	0	---	722	71	10.2
46) Morgan, S.F. (WR)	715	46	15.5	17	2	8.5	698	44	15.9
47) Burleson, Det. (WR)	706	62	11.4	81	7	11.6	625	55	11.4
48) J. Jones, G.B. (WR)	679	50	13.6	0	0	---	679	50	13.6
49) Vick, Phi. (QB)	676	100	6.8	676	100	6.8	0	0	---
50) Gonzalez, Atl. (TE)	656	70	9.4	0	0	---	656	70	9.4

NFL / MOST YARDS FROM SCRIMMAGE

Rank	Player, Team	Total			Rushing			Receiving		
		Yards	Att+Rec	Avg	Yards	Att	Avg	Yards	Rec	Avg
1)	Foster, Hou. (RB)	2220	393	5.6	1616	327	4.9	604	66	9.2
2)	Charles, K.C. (RB)	1935	275	7.0	1467	230	6.4	468	45	10.4
3)	Rice, Bal. (RB)	1776	370	4.8	1220	307	4.0	556	63	8.8
4)	McCoy, Phi. (RB)	1672	285	5.9	1080	207	5.2	592	78	7.6
5)	D. McFadden, Oak. (RB)	1664	270	6.2	1157	223	5.2	507	47	10.8
6)	Hillis, Cle. (RB)	1654	331	5.0	1177	270	4.4	477	61	7.8
7)	Jones-Drew, Jac. (RB)	1641	333	4.9	1324	299	4.4	317	34	9.3
8)	Peterson, Min. (RB)	1639	319	5.1	1298	283	4.6	341	36	9.5
9)	Jackson, St.L (RB)	1624	376	4.3	1241	330	3.8	383	46	8.3
10)	Forte, Chi. (RB)	1616	288	5.6	1069	237	4.5	547	51	10.7
11)	C. Johnson, Ten. (RB)	1609	360	4.5	1364	316	4.3	245	44	5.6
12)	Bradshaw, NY-G (RB)	1549	323	4.8	1235	276	4.5	314	47	6.7
13)	Turner, Atl. (RB)	1456	346	4.2	1371	334	4.1	85	12	7.1
14)	Mendenhall, Pit. (RB)	1440	347	4.1	1273	324	3.9	167	23	7.3
15)	Lloyd, Den. (WR)	1430	78	18.3	-18	1	-18.0	1448	77	18.8
16)	White, Atl. (WR)	1392	116	12.0	3	1	3.0	1389	115	12.1
17)	Wayne, Ind. (WR)	1355	111	12.2	0	0	---	1355	111	12.2
18)	Gore, S.F. (RB)	1305	249	5.2	853	203	4.2	452	46	9.8
19)	Wallace, Pit. (WR)	1296	65	19.9	39	5	7.8	1257	60	21.0
20)	Benson, Cin. (RB)	1289	349	3.7	1111	321	3.5	178	28	6.4
21)	Tomlinson, NY-J (RB)	1282	271	4.7	914	219	4.2	368	52	7.1
22)	Jennings, G.B. (WR)	1264	77	16.4	-1	1	-1.0	1265	76	16.6
23)	Jones, Dal. (RB)	1250	233	5.4	800	185	4.3	450	48	9.4
24)	Johnson, Hou. (WR)	1226	88	13.9	10	2	5.0	1216	86	14.1
25)	Bowe, K.C. (WR)	1166	73	16.0	4	1	4.0	1162	72	16.1
26)	D. Jackson, Phi. (WR)	1160	63	18.4	104	16	6.5	1056	47	22.5
27)	C. Johnson, Det. (WR)	1152	81	14.2	32	4	8.0	1120	77	14.5
28)	Moreno, Den. (RB)	1151	219	5.3	779	182	4.3	372	37	10.1
29)	F. Jackson, Buf. (RB)	1142	253	4.5	927	222	4.2	215	31	6.9
30)	Fitzgerald, Ariz (WR)	1137	90	12.6	0	0	---	1137	90	12.6
31)	Austin, Dal. (WR)	1134	76	14.9	93	7	13.3	1041	69	15.1
32)	Moss, Was. (WR)	1109	98	11.3	-6	5	-1.2	1115	93	12.0
33)	Green-Ellis, N.E. (RB)	1093	241	4.5	1008	229	4.4	85	12	7.1
34)	St. Johnson, Buf. (WR)	1073	82	13.1	0	0	---	1073	82	13.1
35)	Nicks, NY-G (WR)	1052	79	13.3	0	0	---	1052	79	13.3
36)	B. Jackson, G.B. (RB)	1045	233	4.5	703	190	3.7	342	43	8.0
37)	*Best, Det. (RB)	1042	229	4.6	555	171	3.2	487	58	8.4
38)	Colston, N.O. (WR)	1024	85	12.0	1	1	1.0	1023	84	12.2
39)	*Blount, T.B. (RB)	1021	206	5.0	1007	201	5.0	14	5	2.8
40)	Jones, K.C. (RB)	1018	259	3.9	896	245	3.7	122	14	8.7
41)	Marshall, Mia. (WR)	1017	88	11.6	3	2	1.5	1014	86	11.8
42)	Witten, Dal. (TE)	1002	94	10.7	0	0	---	1002	94	10.7
43)	Maclin, Phi. (WR)	1000	73	13.7	36	3	12.0	964	70	13.8
44)	Owens, Cin. (WR)	983	72	13.7	0	0	---	983	72	13.7
45)	R. Brown, Mia. (RB)	976	233	4.2	734	200	3.7	242	33	7.3
46)	Harvin, Min. (WR)	975	89	11.0	107	18	5.9	868	71	12.2
47)	*M. Williams, T.B. (WR)	964	65	14.8	0	0	---	964	65	14.8
48)	Knox, Chi. (WR)	962	52	18.5	2	1	2.0	960	51	18.8
49)	Tolbert, S.D. (RB)	951	207	4.6	735	182	4.0	216	25	8.6
50)	Manningham, NY-G (WR)	946	61	15.5	2	1	2.0	944	60	15.7

AFC / LEADERS IN FIRST DOWNS

Rank	Player, Team	Rush	Rec	Tot
1)	Foster, Hou. (RB)	89	34	123
2)	Charles, K.C. (RB)	70	21	91
3)	Jones-Drew, Jac. (RB)	75	11	86
4)	Hillis, Cle. (RB)	57	25	82



5)	Rice, Bal. (RB)	51	23	74
6t)	Lloyd, Den. (WR)	0	72	72
6t)	Wayne, Ind. (WR)	0	72	72
8)	Benson, Cin. (RB)	59	9	68
9t)	Green-Ellis, N.E. (RB)	62	5	67
9t)	Mendenhall, Pit. (RB)	61	6	67
11)	D. McFadden, Oak. (RB)	45	21	66
12)	C. Johnson, Ten. (RB)	55	9	64
13t)	St. Johnson, Buf. (WR)	0	61	61
13t)	Tomlinson, NY-J (RB)	42	19	61
15)	Johnson, Hou. (WR)	0	59	59
16)	Marshall, Mia. (WR)	0	57	57
17)	Bowe, K.C. (WR)	0	55	55
18)	R. Brown, Mia. (RB)	40	13	53
19)	F. Jackson, Buf. (RB)	42	9	51
20t)	Tolbert, S.D. (RB)	42	8	50
20t)	Wallace, Pit. (WR)	2	48	50
22t)	Greene, NY-J (RB)	40	9	49
22t)	Moreno, Den. (RB)	34	15	49
24t)	Jones, K.C. (RB)	39	8	47
24t)	Ochocinco, Cin. (WR)	0	47	47
24t)	Owens, Cin. (WR)	0	47	47
24t)	Welker, N.E. (WR)	0	47	47
28)	Mason, Bal. (WR)	0	44	44
29t)	Bess, Mia. (WR)	0	43	43
29t)	Boldin, Bal. (WR)	0	43	43
29t)	Branch, Sea.-N.E. (WR)	0	43	43
29t)	Bush, Oak. (RB)	32	11	43
29t)	M. Thomas, Jac. (WR)	5	38	43
34t)	Gaffney, Den. (WR)	0	42	42
34t)	Garcon, Ind. (WR)	1	41	42
34t)	Gates, S.D. (TE)	0	42	42
37t)	Edwards, NY-J (WR)	0	40	40
37t)	Watson, Cle. (TE)	0	40	40
39)	Woodhead, NY-J-N.E. (RB)	23	15	38
40)	Lewis, Jac. (TE)	0	37	37
41t)	Addai, Ind. (RB)	31	5	36
41t)	Holmes, NY-J (WR)	0	36	36
41t)	Z. Miller, Oak. (TE)	0	36	36
41t)	Royal, Den. (WR)	4	32	36
45t)	D. Brown, Ind. (RB)	26	9	35
45t)	Sproles, S.D. (RB)	10	25	35
45t)	Tamme, Ind. (TE)	0	35	35
45t)	Ward, Pit. (WR)	0	35	35
49)	Washington, Ten. (WR)	0	34	34
50t)	Britt, Ten. (WR)	0	33	33
50t)	Floyd, S.D. (WR)	0	33	33
50t)	Jennings, Jac. (RB)	25	8	33
50t)	Keller, NY-J (TE)	0	33	33
50t)	Sims-Walker, Jac. (WR)	0	33	33
50t)	Walter, Hou. (WR)	0	33	33

NFC / LEADERS IN FIRST DOWNS

Rank	Player, Team	Rush	Rec	Tot
1)	Peterson, Min. (RB)	70	17	87
2t)	Bradshaw, NY-G (RB)	61	18	79
2t)	McCoy, Phi. (RB)	48	31	79
4)	Jackson, St.L (RB)	60	15	75
5t)	Turner, Atl. (RB)	71	2	73
5t)	White, Atl. (WR)	0	73	73
7)	Forte, Chi. (RB)	42	21	63
8)	Moss, Was. (WR)	0	61	61
9)	Jones, Dal. (RB)	44	16	60
10t)	Fitzgerald, Ariz (WR)	0	59	59
10t)	C. Johnson, Det. (WR)	2	57	59
12)	Gore, S.F. (RB)	42	16	58
13)	Colston, N.O. (WR)	0	57	57
14)	Nicks, NY-G (WR)	0	55	55
15)	Austin, Dal. (WR)	3	50	53
16)	Jennings, G.B. (WR)	0	52	52
17)	Witten, Dal. (TE)	0	49	49
18t)	Harvin, Min. (WR)	7	41	48
18t)	Maclin, Phi. (WR)	3	45	48
20t)	*Ivory, N.O. (RB)	44	1	45
20t)	B. Jackson, G.B. (RB)	27	18	45
22)	*M. Williams, T.B. (WR)	0	44	44
23t)	Knox, Chi. (WR)	0	43	43
23t)	Lynch, Buf.-Sea. (RB)	38	5	43
25)	Jacobs, NY-G (RB)	39	3	42
26t)	*Best, Det. (RB)	25	16	41
26t)	Torain, Was. (RB)	35	6	41
28t)	Cooley, Was. (TE)	0	40	40
28t)	Crabtree, S.F. (WR)	0	40	40
28t)	Moore, N.O. (WR)	0	40	40



28t) M. Williams, Sea. (WR)	0	40	40
32t) Amendola, St.L (WR)	4	35	39
32t) Gonzalez, Atl. (TE)	0	39	39
34t) *Blount, T.B. (RB)	38	0	38
34t) D. Jackson, Phi. (WR)	5	33	38
34t) Vick, Phi. (QB)	38	0	38
37t) Burleson, Det. (WR)	5	32	37
37t) C. Williams, T.B. (RB)	19	18	37
39t) Hightower, Ariz (RB)	30	6	36
39t) Winslow, T.B. (TE)	0	36	36
41t) V. Davis, S.F. (TE)	0	35	35
41t) B. Gibson, St.L (WR)	2	33	35
41t) Goodson, Car. (RB)	20	15	35
41t) Pettigrew, Det. (TE)	0	35	35
45t) Breaston, Ariz (WR)	2	32	34
45t) Forsett, Sea. (RB)	25	9	34
45t) Stewart, Car. (RB)	32	2	34
48) J. Jones, G.B. (WR)	0	33	33
49t) Armstrong, Was. (WR)	0	32	32
49t) Kuhn, G.B. (RB)	26	6	32
49t) Manningham, NY-G (WR)	0	32	32
49t) Snelling, Atl. (RB)	21	11	32

NFL / LEADERS IN FIRST DOWNS

Rank	Player, Team	Rush	Rec	Tot
1)	Foster, Hou. (RB)	89	34	123
2)	Charles, K.C. (RB)	70	21	91
3)	Peterson, Min. (RB)	70	17	87
4)	Jones-Drew, Jac. (RB)	75	11	86
5)	Hillis, Cle. (RB)	57	25	82
6t)	Bradshaw, NY-G (RB)	61	18	79
6t)	McCoy, Phi. (RB)	48	31	79
8)	Jackson, St.L (RB)	60	15	75
9)	Rice, Bal. (RB)	51	23	74
10t)	Turner, Atl. (RB)	71	2	73
10t)	White, Atl. (WR)	0	73	73
12t)	Lloyd, Den. (WR)	0	72	72
12t)	Wayne, Ind. (WR)	0	72	72
14)	Benson, Cin. (RB)	59	9	68
15t)	Green-Ellis, N.E. (RB)	62	5	67
15t)	Mendenhall, Pit. (RB)	61	6	67
17)	D. McFadden, Oak. (RB)	45	21	66
18)	C. Johnson, Ten. (RB)	55	9	64
19)	Forte, Chi. (RB)	42	21	63
20t)	St. Johnson, Buf. (WR)	0	61	61
20t)	Moss, Was. (WR)	0	61	61
20t)	Tomlinson, NY-J (RB)	42	19	61
23)	Jones, Dal. (RB)	44	16	60
24t)	Fitzgerald, Ariz (WR)	0	59	59
24t)	Johnson, Hou. (WR)	0	59	59
24t)	C. Johnson, Det. (WR)	2	57	59
27)	Gore, S.F. (RB)	42	16	58
28t)	Colston, N.O. (WR)	0	57	57
28t)	Marshall, Mia. (WR)	0	57	57
30t)	Bowe, K.C. (WR)	0	55	55
30t)	Nicks, NY-G (WR)	0	55	55
32t)	Austin, Dal. (WR)	3	50	53
32t)	R. Brown, Mia. (RB)	40	13	53
34)	Jennings, G.B. (WR)	0	52	52
35)	F. Jackson, Buf. (RB)	42	9	51
36t)	Tolbert, S.D. (RB)	42	8	50
36t)	Wallace, Pit. (WR)	2	48	50
38t)	Greene, NY-J (RB)	40	9	49
38t)	Moreno, Den. (RB)	34	15	49
38t)	Witten, Dal. (TE)	0	49	49
41t)	Harvin, Min. (WR)	7	41	48
41t)	Maclin, Phi. (WR)	3	45	48
43t)	Jones, K.C. (RB)	39	8	47
43t)	Ochocinco, Cin. (WR)	0	47	47
43t)	Owens, Cin. (WR)	0	47	47
43t)	Welker, N.E. (WR)	0	47	47
47t)	*Ivory, N.O. (RB)	44	1	45
47t)	B. Jackson, G.B. (RB)	27	18	45
49t)	Mason, Bal. (WR)	0	44	44
49t)	*M. Williams, T.B. (WR)	0	44	44

AFC / LEADING PUNTERS

Rank	Player, Team	No	Yards	Lg	Avg	TB	Blk	Dwn	OB	Opp Ret	In	Net
										Ret	Yds	20 Avg
1)	Lechler, Oak.	77	3618	68	47.0	4	0	10	7	45	400	27 40.8
2)	Scifres, S.D.	52	2430	67	46.7	9	4	3	5	28	528	13 30.8
3)	Fields, Mia.	73	3369	69	46.2	4	2	9	2	43	454	31 37.8
4)	Sepulveda, Pit.	56	2550	62	45.5	8	0	4	0	23	198	16 39.1
5)	Colquitt, Den.	86	3835	63	44.6	7	0	5	7	50	550	19 36.6



6)	Colquitt, K.C.	88	3908	72	44.4	10	1	6	10	42	361	33	37.6
7)	Hodges, Cle.	78	3424	59	43.9	5	0	12	8	40	285	29	39.0
8)	Podlesh, Jac.	57	2496	63	43.8	7	0	11	5	19	123	26	39.2
9)	Koch, Bal.	81	3530	60	43.6	4	0	10	11	34	275	39	39.2
10)	*Mesko, N.E.	58	2505	65	43.2	5	0	12	2	25	179	19	38.4
11)	Kern, Ten.	77	3302	68	42.9	4	0	14	8	35	214	24	39.1
12)	Weatherford, NY-J	84	3581	61	42.6	4	0	15	11	27	299	42	38.1
13)	Moorman, Buf.	75	3181	61	42.4	7	0	7	12	32	299	17	36.6
14)	Huber, Cin.	71	2992	72	42.1	6	1	17	8	26	124	28	38.2
15)	Turk, Hou.	63	2650	60	42.1	5	0	11	4	29	233	19	36.8
16)	McAfee, Ind.	65	2731	66	42.0	7	0	8	3	25	289	21	35.4

NFC / LEADING PUNTERS

Rank	Player, Team	No	Yards	Lg	Avg	TB	Blk	Dwn	OB	Opp Ret	In	Net	
1)	McBriar, Dal.	65	3115	65	47.9	8	1	6	11	33	205	22	41.7
2)	Lee, S.F.	91	4203	64	46.2	12	0	11	2	54	483	34	38.2
3)	Morstead, N.O.	57	2618	64	45.9	6	0	10	5	26	310	21	38.4
4)	D. Jones, St.L	94	4276	63	45.5	4	0	18	6	45	435	32	40.0
5)	*Dodge, NY-G	72	3222	69	44.8	9	1	9	11	36	535	20	34.3
6)	Harris, Det.	90	4018	66	44.6	8	0	7	4	54	633	24	35.8
7)	Masthay, G.B.	71	3114	62	43.9	5	0	8	9	31	341	25	37.6
8)	Rocca, Phi.	73	3195	63	43.8	2	0	5	11	34	309	28	39.0
9)	Graham, Ariz	94	4080	65	43.4	9	0	16	14	35	458	29	36.6
10)	Baker, Car.	95	4097	60	43.1	7	0	10	8	54	488	22	36.5
11)	Kluwe, Min.	83	3569	59	43.0	5	0	17	7	32	241	32	38.9
12)	Ryan, Sea.	78	3254	63	41.7	1	0	14	5	35	327	27	37.3
13)	*Malone, T.B.	52	2160	64	41.5	5	0	7	6	22	160	17	36.5
14)	Koenen, Atl.	74	3014	61	40.7	5	1	11	6	28	241	29	35.6
15)	Smith, Was.	57	2310	56	40.5	1	0	6	12	25	371	17	33.7
16)	Maynard, Chi.	83	3326	56	40.1	5	0	15	14	39	303	24	35.2

NFL / LEADING PUNTERS

Rank	Player, Team	No	Yards	Lg	Avg	TB	Blk	Dwn	OB	Opp Ret	In	Net	
1)	McBriar, Dal.	65	3115	65	47.9	8	1	6	11	33	205	22	41.7
2)	Lechler, Oak.	77	3618	68	47.0	4	0	10	7	45	400	27	40.8
3)	Scifres, S.D.	52	2430	67	46.7	9	4	3	5	28	528	13	30.8
4)	Lee, S.F.	91	4203	64	46.2	12	0	11	2	54	483	34	38.2
5)	Fields, Mia.	73	3369	69	46.2	4	2	9	2	43	454	31	37.8
6)	Morstead, N.O.	57	2618	64	45.9	6	0	10	5	26	310	21	38.4
7)	Sepulveda, Pit.	56	2550	62	45.5	8	0	4	0	23	198	16	39.1
8)	D. Jones, St.L	94	4276	63	45.5	4	0	18	6	45	435	32	40.0
9)	*Dodge, NY-G	72	3222	69	44.8	9	1	9	11	36	535	20	34.3
10)	Harris, Det.	90	4018	66	44.6	8	0	7	4	54	633	24	35.8
11)	Colquitt, Den.	86	3835	63	44.6	7	0	5	7	50	550	19	36.6
12)	Colquitt, K.C.	88	3908	72	44.4	10	1	6	10	42	361	33	37.6
13)	Hodges, Cle.	78	3424	59	43.9	5	0	12	8	40	285	29	39.0
14)	Masthay, G.B.	71	3114	62	43.9	5	0	8	9	31	341	25	37.6
15)	Podlesh, Jac.	57	2496	63	43.8	7	0	11	5	19	123	26	39.2
16)	Rocca, Phi.	73	3195	63	43.8	2	0	5	11	34	309	28	39.0
17)	Koch, Bal.	81	3530	60	43.6	4	0	10	11	34	275	39	39.2
18)	Graham, Ariz	94	4080	65	43.4	9	0	16	14	35	458	29	36.6
19)	*Mesko, N.E.	58	2505	65	43.2	5	0	12	2	25	179	19	38.4
20)	Baker, Car.	95	4097	60	43.1	7	0	10	8	54	488	22	36.5
21)	Kluwe, Min.	83	3569	59	43.0	5	0	17	7	32	241	32	38.9
22)	Kern, Ten.	77	3302	68	42.9	4	0	14	8	35	214	24	39.1
23)	Weatherford, NY-J	84	3581	61	42.6	4	0	15	11	27	299	42	38.1
24)	Moorman, Buf.	75	3181	61	42.4	7	0	7	12	32	299	17	36.6
25)	Huber, Cin.	71	2992	72	42.1	6	1	17	8	26	124	28	38.2
26)	Turk, Hou.	63	2650	60	42.1	5	0	11	4	29	233	19	36.8
27)	McAfee, Ind.	65	2731	66	42.0	7	0	8	3	25	289	21	35.4
28)	Ryan, Sea.	78	3254	63	41.7	1	0	14	5	35	327	27	37.3
29)	*Malone, T.B.	52	2160	64	41.5	5	0	7	6	22	160	17	36.5
30)	Koenen, Atl.	74	3014	61	40.7	5	1	11	6	28	241	29	35.6
31)	Smith, Was.	57	2310	56	40.5	1	0	6	12	25	371	17	33.7
32)	Maynard, Chi.	83	3326	56	40.1	5	0	15	14	39	303	24	35.2

AFC / LEADING PUNTERS, NET AVERAGE

Rank	Player, Team	No	Yards	Lg	Avg	TB	Blk	Dwn	OB	Opp Ret	In	Net	
1)	Lechler, Oak.	77	3618	68	47.0	4	0	10	7	45	400	27	40.8
2)	Koch, Bal.	81	3530	60	43.6	4	0	10	11	34	275	39	39.2
3)	Podlesh, Jac.	57	2496	63	43.8	7	0	11	5	19	123	26	39.2
4)	Sepulveda, Pit.	56	2550	62	45.5	8	0	4	0	23	198	16	39.1
5)	Kern, Ten.	77	3302	68	42.9	4	0	14	8	35	214	24	39.1
6)	Hodges, Cle.	78	3424	59	43.9	5	0	12	8	40	285	29	39.0
7)	*Mesko, N.E.	58	2505	65	43.2	5	0	12	2	25	179	19	38.4
8)	Huber, Cin.	71	2992	72	42.1	6	1	17	8	26	124	28	38.2
9)	Weatherford, NY-J	84	3581	61	42.6	4	0	15	11	27	299	42	38.1
10)	Fields, Mia.	73	3369	69	46.2	4	2	9	2	43	454	31	37.8
11)	Colquitt, K.C.	88	3908	72	44.4	10	1	6	10	42	361	33	37.6
12)	Turk, Hou.	63	2650	60	42.1	5	0	11	4	29	233	19	36.8
13)	Colquitt, Den.	86	3835	63	44.6	7	0	5	7	50	550	19	36.6



14) Moorman, Buf.	75	3181	61	42.4	7	0	7	12	32	299	17	36.6
15) McAfee, Ind.	65	2731	66	42.0	7	0	8	3	25	289	21	35.4
16) Scifres, S.D.	52	2430	67	46.7	9	4	3	5	28	528	13	30.8

NFC / LEADING PUNTERS, NET AVERAGE

Rank	Player, Team	No	Yards	Lg	Avg	TB	Blk	Dwn	OB	Opp Ret	In Ret	Net Yds	20 Avg
1)	McBriar, Dal.	65	3115	65	47.9	8	1	6	11	33	205	22	41.7
2)	D. Jones, St.L	94	4276	63	45.5	4	0	18	6	45	435	32	40.0
3)	Rocca, Phi.	73	3195	63	43.8	2	0	5	11	34	309	28	39.0
4)	Kluwe, Min.	83	3569	59	43.0	5	0	17	7	32	241	32	38.9
5)	Morstead, N.O.	57	2618	64	45.9	6	0	10	5	26	310	21	38.4
6)	Lee, S.F.	91	4203	64	46.2	12	0	11	2	54	483	34	38.2
7)	Masthay, G.B.	71	3114	62	43.9	5	0	8	9	31	341	25	37.6
8)	Ryan, Sea.	78	3254	63	41.7	1	0	14	5	35	327	27	37.3
9)	Graham, Ariz	94	4080	65	43.4	9	0	16	14	35	458	29	36.6
10)	*Malone, T.B.	52	2160	64	41.5	5	0	7	6	22	160	17	36.5
11)	Baker, Car.	95	4097	60	43.1	7	0	10	8	54	488	22	36.5
12)	Harris, Det.	90	4018	66	44.6	8	0	7	4	54	633	24	35.8
13)	Koenen, Atl.	74	3014	61	40.7	5	1	11	6	28	241	29	35.6
14)	Maynard, Chi.	83	3326	56	40.1	5	0	15	14	39	303	24	35.2
15)	*Dodge, NY-G	72	3222	69	44.8	9	1	9	11	36	535	20	34.3
16)	Smith, Was.	57	2310	56	40.5	1	0	6	12	25	371	17	33.7

NFL / LEADING PUNTERS, NET AVERAGE

Rank	Player, Team	No	Yards	Lg	Avg	TB	Blk	Dwn	OB	Opp Ret	In Ret	Net Yds	20 Avg
1)	McBriar, Dal.	65	3115	65	47.9	8	1	6	11	33	205	22	41.7
2)	Lechler, Oak.	77	3618	68	47.0	4	0	10	7	45	400	27	40.8
3)	D. Jones, St.L	94	4276	63	45.5	4	0	18	6	45	435	32	40.0
4)	Koch, Bal.	81	3530	60	43.6	4	0	10	11	34	275	39	39.2
5)	Podlesh, Jac.	57	2496	63	43.8	7	0	11	5	19	123	26	39.2
6)	Sepulveda, Pit.	56	2550	62	45.5	8	0	4	0	23	198	16	39.1
7)	Kern, Ten.	77	3302	68	42.9	4	0	14	8	35	214	24	39.1
8)	Rocca, Phi.	73	3195	63	43.8	2	0	5	11	34	309	28	39.0
9)	Hodges, Cle.	78	3424	59	43.9	5	0	12	8	40	285	29	39.0
10)	Kluwe, Min.	83	3569	59	43.0	5	0	17	7	32	241	32	38.9
11)	Morstead, N.O.	57	2618	64	45.9	6	0	10	5	26	310	21	38.4
12)	*Mesko, N.E.	58	2505	65	43.2	5	0	12	2	25	179	19	38.4
13)	Lee, S.F.	91	4203	64	46.2	12	0	11	2	54	483	34	38.2
14)	Huber, Cin.	71	2992	72	42.1	6	1	17	8	26	124	28	38.2
15)	Weatherford, NY-J	84	3581	61	42.6	4	0	15	11	27	299	42	38.1
16)	Fields, Mia.	73	3369	69	46.2	4	2	9	2	43	454	31	37.8
17)	Masthay, G.B.	71	3114	62	43.9	5	0	8	9	31	341	25	37.6
18)	Colquitt, K.C.	88	3908	72	44.4	10	1	6	10	42	361	33	37.6
19)	Ryan, Sea.	78	3254	63	41.7	1	0	14	5	35	327	27	37.3
20)	Turk, Hou.	63	2650	60	42.1	5	0	11	4	29	233	19	36.8
21)	Graham, Ariz	94	4080	65	43.4	9	0	16	14	35	458	29	36.6
22)	Colquitt, Den.	86	3835	63	44.6	7	0	5	7	50	550	19	36.6
23)	Moorman, Buf.	75	3181	61	42.4	7	0	7	12	32	299	17	36.6
24)	*Malone, T.B.	52	2160	64	41.5	5	0	7	6	22	160	17	36.5
25)	Baker, Car.	95	4097	60	43.1	7	0	10	8	54	488	22	36.5
26)	Harris, Det.	90	4018	66	44.6	8	0	7	4	54	633	24	35.8
27)	Koenen, Atl.	74	3014	61	40.7	5	1	11	6	28	241	29	35.6
28)	McAfee, Ind.	65	2731	66	42.0	7	0	8	3	25	289	21	35.4
29)	Maynard, Chi.	83	3326	56	40.1	5	0	15	14	39	303	24	35.2
30)	*Dodge, NY-G	72	3222	69	44.8	9	1	9	11	36	535	20	34.3
31)	Smith, Was.	57	2310	56	40.5	1	0	6	12	25	371	17	33.7
32)	Scifres, S.D.	52	2430	67	46.7	9	4	3	5	28	528	13	30.8

AFC / PUNT RETURN LEADERS

Rank	Player, Team	Ret	FC	Yards	Avg	Long	TD
1)	Edelman, N.E.	21	6	321	15.3	94t	1
2)	*Mariani, Ten.	27	17	329	12.2	87t	1
3)	Royal, Den.	25	12	298	11.9	33	0
4)	Bess, Mia.	25	20	284	11.4	47	0
5)	Leonhard, NY-J	21	19	238	11.3	32	0
6)	M. Thomas, Jac.	34	7	358	10.5	78t	1
7)	Webb, Bal.	21	12	199	9.5	35	0
8)	Cribbs, Cle.	20	6	168	8.4	17	0
9)	*Arenas, K.C.	39	7	322	8.3	36	0
10)	Cosby, Cin.	30	21	225	7.5	20	0
11)	N. Miller, Oak.	35	7	257	7.3	46	0
12)	Jones, Hou.	29	15	204	7.0	39	0
13)	Sproles, S.D.	24	11	166	6.9	16	0

NFC / PUNT RETURN LEADERS

Rank	Player, Team	Ret	FC	Yards	Avg	Long	TD
1)	Hester, Chi.	33	10	564	17.1	89t	3
2)	Ginn, S.F.	24	18	321	13.4	78t	1
3)	Logan, Det.	30	21	362	12.1	71	0
4)	D. Jackson, Phi.	20	8	231	11.6	65t	1
5)	*Banks, Was.	38	10	431	11.3	53	0
6)	Washington, Sea.	22	8	249	11.3	84	0



7)	Amendola, St.L	40	18	452	11.3	42	0
8)	Munnerlyn, Car.	30	6	327	10.9	37	0
9)	Camarillo, Min.	39	20	359	9.2	52	0
10)	T. Williams, G.B.	41	19	326	8.0	52	0
11)	*Roberts, Ariz	35	8	263	7.5	25	0
12)	Spurlock, T.B.	28	16	193	6.9	23	0
13)	Reynaud, NY-G	23	5	132	5.7	20	0

NFL / PUNT RETURN LEADERS

Rank	Player, Team	Ret	FC	Yards	Avg	Long	TD
1)	Hester, Chi.	33	10	564	17.1	89t	3
2)	Edelman, N.E.	21	6	321	15.3	94t	1
3)	Ginn, S.F.	24	18	321	13.4	78t	1
4)	*Mariani, Ten.	27	17	329	12.2	87t	1
5)	Logan, Det.	30	21	362	12.1	71	0
6)	Royal, Den.	25	12	298	11.9	33	0
7)	D. Jackson, Phi.	20	8	231	11.6	65t	1
8)	Bess, Mia.	25	20	284	11.4	47	0
9)	*Banks, Was.	38	10	431	11.3	53	0
10)	Leonhard, NY-J	21	19	238	11.3	32	0
11)	Washington, Sea.	22	8	249	11.3	84	0
12)	Amendola, St.L	40	18	452	11.3	42	0
13)	Munnerlyn, Car.	30	6	327	10.9	37	0
14)	M. Thomas, Jac.	34	7	358	10.5	78t	1
15)	Webb, Bal.	21	12	199	9.5	35	0
16)	Camarillo, Min.	39	20	359	9.2	52	0
17)	Cribbs, Cle.	20	6	168	8.4	17	0
18)	*Arenas, K.C.	39	7	322	8.3	36	0
19)	T. Williams, G.B.	41	19	326	8.0	52	0
20)	*Roberts, Ariz	35	8	263	7.5	25	0
21)	Cosby, Cin.	30	21	225	7.5	20	0
22)	N. Miller, Oak.	35	7	257	7.3	46	0
23)	Jones, Hou.	29	15	204	7.0	39	0
24)	Sproles, S.D.	24	11	166	6.9	16	0
25)	Spurlock, T.B.	28	16	193	6.9	23	0
26)	Reynaud, NY-G	23	5	132	5.7	20	0

AFC / KICKOFF RETURN LEADERS

Rank	Player, Team	Ret	Yards	Avg	Long	TD
1)	*D. Reed, Bal.	21	616	29.3	103t	1
2)	B. Smith, NY-J	50	1432	28.6	97t	2
3)	Tate, N.E.	41	1057	25.8	103t	2
4)	*Mariani, Ten.	60	1530	25.5	98t	1
5)	*Decker, Den.	22	556	25.3	51	0
6)	*Sanders, Pit.	25	628	25.1	48	0
7)	*Karim, Jac.	50	1248	25.0	65	0
8)	Sproles, S.D.	51	1257	24.6	45	0
9)	*Carroll, Mia.	27	655	24.3	46	0
10)	*Ford, Oak.	53	1280	24.2	101t	3
11)	Parmelee, Bal.	24	562	23.4	39	0
12)	Underwood, Jac.	24	561	23.4	53	0
13)	*Spiller, Buf.	44	1014	23.0	95t	1
14)	Scott, Cin.	56	1257	22.4	60	0
15)	Jones, Hou.	23	494	21.5	35	0
16)	*Arenas, K.C.	24	509	21.2	35	0
17)	Cribbs, Cle.	40	814	20.4	37	0
18)	*McCluster, K.C.	26	527	20.3	36	0
19)	Slaton, Hou.	39	767	19.7	50	0
20)	Cobbs, Mia.	23	448	19.5	40	0

NFC / KICKOFF RETURN LEADERS

Rank	Player, Team	Ret	Yards	Avg	Long	TD
1)	Weems, Atl.	40	1100	27.5	102t	1
2)	Stephens-Howling, Ariz	57	1548	27.2	102t	2
3)	Logan, Det.	55	1448	26.3	105t	1
4)	Spurlock, T.B.	44	1129	25.7	89t	1
5)	Washington, Sea.	57	1461	25.6	101t	3
6)	*Banks, Was.	46	1155	25.1	96t	1
7)	Manning, Chi.	33	816	24.7	62	0
8)	Roby, N.O.	33	785	23.8	39	0
9)	Harvin, Min.	40	933	23.3	95t	1
10)	Amendola, St.L	50	1142	22.8	84	0
11)	Nelson, G.B.	22	496	22.5	51	0
12)	*McCann, Bal.-Dal.	23	507	22.0	38	0
13)	Goodson, Car.	47	1034	22.0	46	0
14)	*Owusu-Ansah, Dal.	25	543	21.7	41	0
15)	*Calvin, Phi.	32	692	21.6	41	0
16)	*Shields, G.B.	21	452	21.5	49	0
17)	Ginn, S.F.	47	992	21.1	61	0
18)	Ware, NY-G	21	432	20.6	37	0
19)	Reynaud, NY-G	21	386	18.4	31	0

NFL / KICKOFF RETURN LEADERS

Rank	Player, Team	Ret	Yards	Avg	Long	TD
------	--------------	-----	-------	-----	------	----



1)	*D. Reed, Bal.	21	616	29.3	103t	1
2)	B. Smith, NY-J	50	1432	28.6	97t	2
3)	Weems, Atl.	40	1100	27.5	102t	1
4)	Stephens-Howling, Ariz	57	1548	27.2	102t	2
5)	Logan, Det.	55	1448	26.3	105t	1
6)	Tate, N.E.	41	1057	25.8	103t	2
7)	Spurlock, T.B.	44	1129	25.7	89t	1
8)	Washington, Sea.	57	1461	25.6	101t	3
9)	*Mariani, Ten.	60	1530	25.5	98t	1
10)	*Decker, Den.	22	556	25.3	51	0
11)	*Sanders, Pit.	25	628	25.1	48	0
12)	*Banks, Was.	46	1155	25.1	96t	1
13)	*Karim, Jac.	50	1248	25.0	65	0
14)	Manning, Chi.	33	816	24.7	62	0
15)	Sproles, S.D.	51	1257	24.6	45	0
16)	*Carroll, Mia.	27	655	24.3	46	0
17)	*Ford, Oak.	53	1280	24.2	101t	3
18)	Roby, N.O.	33	785	23.8	39	0
19)	Parmelee, Bal.	24	562	23.4	39	0
20)	Underwood, Jac.	24	561	23.4	53	0
21)	Harvin, Min.	40	933	23.3	95t	1
22)	*Spiller, Buf.	44	1014	23.0	95t	1
23)	Amendola, St.L	50	1142	22.8	84	0
24)	Nelson, G.B.	22	496	22.5	51	0
25)	Scott, Cin.	56	1257	22.4	60	0
26)	*McCann, Bal.-Dal.	23	507	22.0	38	0
27)	Goodson, Car.	47	1034	22.0	46	0
28)	*Owusu-Ansah, Dal.	25	543	21.7	41	0
29)	*Calvin, Phi.	32	692	21.6	41	0
30)	*Shields, G.B.	21	452	21.5	49	0
31)	Jones, Hou.	23	494	21.5	35	0
32)	*Arenas, K.C.	24	509	21.2	35	0
33)	Ginn, S.F.	47	992	21.1	61	0
34)	Ware, NY-G	21	432	20.6	37	0
35)	Cribbs, Cle.	40	814	20.4	37	0
36)	*McCluster, K.C.	26	527	20.3	36	0
37)	Slaton, Hou.	39	767	19.7	50	0
38)	Cobbs, Mia.	23	448	19.5	40	0
39)	Reynaud, NY-G	21	386	18.4	31	0

AFC / LEADERS IN INTERCEPTIONS

Rank	Player, Team	Int	Yards	Avg	Long	TD
1)	E. Reed, Bal.	8	183	22.9	44	0
2t)	*McCourty, N.E.	7	110	15.7	50	0
2t)	Polamalu, Pit.	7	101	14.4	45t	1
4t)	*Haden, Cle.	6	101	16.8	62	0
4t)	Allen, Mia.-Hou.	6	18	3.0	17	0
6t)	*Berry, K.C.	4	102	25.5	54t	1
6t)	Cason, S.D.	4	51	12.8	28	0
6t)	Griffin, Ten.	4	50	12.5	28	0
6t)	Hall, Cin.	4	19	4.8	22	0
6t)	D. Cox, Jac.	4	14	3.5	14	0
11t)	Chung, N.E.	3	96	32.0	51t	1
11t)	Lowery, NY-J	3	87	29.0	41	2
11t)	Cromartie, NY-J	3	75	25.0	66	0
11t)	Sanders, N.E.	3	60	20.0	32t	1
11t)	*Lewis, K.C.	3	46	15.3	23	0
11t)	Florence, Buf.	3	42	14.0	40t	1
11t)	*Verner, Ten.	3	41	13.7	19	0
11t)	Meriweather, N.E.	3	39	13.0	39	0
11t)	Joseph, Cin.	3	38	12.7	21t	1
11t)	Nolan, Hou.	3	35	11.7	20	0
11t)	Huff, Oak.	3	32	10.7	17	0
11t)	Quin, Hou.	3	12	4.0	10	0
11t)	Wilson, Bal.	3	12	4.0	12t	1
24t)	Bowens, Cle.	2	94	47.0	64t	2
24t)	Guyton, N.E.	2	72	36.0	59t	1
24t)	Hill, Den.	2	67	33.5	36	0
24t)	Wilson, Buf.	2	65	32.5	56	0
24t)	Weddle, S.D.	2	64	32.0	41t	1
24t)	R. Nelson, Cin.	2	63	31.5	56	0
24t)	Maualuga, Cin.	2	58	29.0	47	0
24t)	Hayden, Ind.	2	56	28.0	31t	2
24t)	M. Adams, Cle.	2	51	25.5	26	0
24t)	Cole, NY-J	2	49	24.5	35t	1
24t)	Finnegan, Ten.	2	41	20.5	41t	1
24t)	Gregory, S.D.	2	41	20.5	41	0
24t)	*Ward, Cle.	2	39	19.5	23	0
24t)	Clark, Pit.	2	34	17.0	23	0
24t)	Flowers, K.C.	2	33	16.5	33t	1
24t)	Webb, Bal.	2	32	16.0	32	0
24t)	Burnett, S.D.	2	31	15.5	29t	1
24t)	Johnson, Oak.	2	30	15.0	30t	1
24t)	Lewis, Bal.	2	26	13.0	24t	1



24t) *Jackson, Hou.	2	23	11.5	23	0
24t) Routt, Oak.	2	22	11.0	22t	1
24t) Woodley, Pit.	2	22	11.0	14t	1
24t) *Thompson, Den.	2	20	10.0	18	0
24t) Elam, Cle.	2	18	9.0	18	0
24t) Carr, Bal.	2	13	6.5	12	0
24t) McCourty, Ten.	2	11	5.5	11	0
24t) Powers, Ind.	2	11	5.5	11	0
24t) Witherspoon, Ten.	2	11	5.5	9	0
24t) Francisco, Ind.	2	10	5.0	11	0
24t) McKelvin, Buf.	2	10	5.0	10	0
24t) Sapp, Mia.	2	9	4.5	9	0
24t) I. Taylor, Pit.	2	9	4.5	9	0
24t) Jammer, S.D.	2	5	2.5	5	0
24t) Timmons, Pit.	2	5	2.5	5	0
24t) McGraw, K.C.	2	4	2.0	4	0
24t) McFadden, Pit.	2	-3	-1.5	0	0
24t) Harrison, Pit.	2	2	1.0	2	0
24t) Ninkovich, N.E.	2	1	0.5	1	0
24t) Bailey, Den.	2	0	0.0	0	0
24t) S. Brown, Cle.	2	0	0.0	0	0
24t) Page, N.E.	2	0	0.0	0	0

NFC / LEADERS IN INTERCEPTIONS

Rank	Player, Team	Int	Yards	Avg	Long	TD
1)	Samuel, Phi.	7	70	10.0	33	0
2t)	Hall, Was.	6	92	15.3	92t	1
2t)	Talib, T.B.	6	91	15.2	45t	1
2t)	T. Williams, G.B.	6	87	14.5	64	0
5t)	Tillman, Chi.	5	127	25.4	56	0
5t)	Moore, Atl.	5	117	23.4	34	0
5t)	Godfrey, Car.	5	112	22.4	38	0
5t)	Grimes, Atl.	5	84	16.8	36	0
5t)	C. Harris, Chi.	5	69	13.8	39	0
5t)	*Thomas, Sea.	5	68	13.6	34	0
5t)	T. Thomas, NY-G	5	56	11.2	28	0
5t)	A. Smith, Det.	5	48	9.6	42t	1
5t)	Sensabaugh, Dal.	5	26	5.2	10	0
5t)	Newman, Dal.	5	16	3.2	30	0
15t)	Rhodes, Ariz	4	174	43.5	66	0
15t)	D. Moore, Chi.	4	95	23.8	54t	1
15t)	Fletcher, St.L	4	41	10.3	28	0
15t)	D. Patterson, Phi.	4	40	10.0	40t	1
15t)	Collins, G.B.	4	34	8.5	24	0
15t)	Webster, NY-G	4	11	2.8	13	0
21t)	Barber, T.B.	3	98	32.7	64	0
21t)	Marshall, Car.	3	91	30.3	66	0
21t)	Rodgers-Cromarti, Ariz	3	86	28.7	32t	2
21t)	Atogwe, St.L	3	53	17.7	34	0
21t)	Clements, S.F.	3	46	15.3	39	0
21t)	Munnerlyn, Car.	3	37	12.3	37t	1
21t)	Hawk, G.B.	3	31	10.3	21	0
21t)	*Allen, Phi.	3	27	9.0	16	0
21t)	E.J. Henderson, Min.	3	10	3.3	10	0
21t)	Spikes, S.F.	3	9	3.0	6	0
21t)	Abdullah, Min.	3	5	1.7	5	0
21t)	Grant, NY-G	3	0	0.0	0	0
21t)	Mikell, Phi.	3	0	0.0	0	0
21t)	Spencer, S.F.	3	0	0.0	0	0
35t)	Jenkins, N.O.	2	105	52.5	96t	1
35t)	Toler, Ariz	2	66	33.0	66t	1
35t)	Buchanon, Was.	2	51	25.5	43	0
35t)	Greer, N.O.	2	50	25.0	26	1
35t)	Woodson, G.B.	2	48	24.0	48t	1
35t)	*Lee, Dal.	2	44	22.0	31t	1
35t)	Rogers, Was.	2	43	21.5	38	0
35t)	Levy, Det.	2	41	20.5	30t	1
35t)	Winfield, Min.	2	41	20.5	41	0
35t)	J. Allen, Min.	2	40	20.0	36t	1
35t)	Babineaux, Sea.	2	37	18.5	20	0
35t)	Adams, Ariz	2	36	18.0	36	0
35t)	*Spivey, Det.	2	35	17.5	26	0
35t)	A. Allen, Min.	2	27	13.5	27	0
35t)	Ball, Dal.	2	27	13.5	27	0
35t)	*Grimm, T.B.	2	24	12.0	13	1
35t)	Dahl, St.L	2	23	11.5	23	0
35t)	Peterson, Atl.	2	18	9.0	17	0
35t)	J. Butler, St.L	2	13	6.5	16	0
35t)	Lenon, Ariz	2	12	6.0	10	0
35t)	Bulluck, NY-G	2	7	3.5	6	0
35t)	Wilson, Ariz	2	4	2.0	4	0
35t)	Briggs, Chi.	2	1	0.5	1	0
35t)	Peppers, Chi.	2	1	0.5	1	0
35t)	Peprah, G.B.	2	0	0.0	0	0



35t) *Shields, G.B. 2 0 0.0 0 0

NFL / LEADERS IN INTERCEPTIONS

Rank	Player, Team	Int	Yards	Avg	Long	TD
1t)	E. Reed, Bal.	8	183	22.9	44	0
2t)	*McCourty, N.E.	7	110	15.7	50	0
2t)	Polamalu, Pit.	7	101	14.4	45t	1
2t)	Samuel, Phi.	7	70	10.0	33	0
5t)	*Haden, Cle.	6	101	16.8	62	0
5t)	Hall, Was.	6	92	15.3	92t	1
5t)	Talib, T.B.	6	91	15.2	45t	1
5t)	T. Williams, G.B.	6	87	14.5	64	0
5t)	Allen, Mia.-Hou.	6	18	3.0	17	0
10t)	Tillman, Chi.	5	127	25.4	56	0
10t)	Moore, Atl.	5	117	23.4	34	0
10t)	Godfrey, Car.	5	112	22.4	38	0
10t)	Grimes, Atl.	5	84	16.8	36	0
10t)	C. Harris, Chi.	5	69	13.8	39	0
10t)	*Thomas, Sea.	5	68	13.6	34	0
10t)	T. Thomas, NY-G	5	56	11.2	28	0
10t)	A. Smith, Det.	5	48	9.6	42t	1
10t)	Sensabaugh, Dal.	5	26	5.2	10	0
10t)	Newman, Dal.	5	16	3.2	30	0
20t)	Rhodes, Ariz	4	174	43.5	66	0
20t)	*Berry, K.C.	4	102	25.5	54t	1
20t)	D. Moore, Chi.	4	95	23.8	54t	1
20t)	Cason, S.D.	4	51	12.8	28	0
20t)	Griffin, Ten.	4	50	12.5	28	0
20t)	Fletcher, St.L	4	41	10.3	28	0
20t)	D. Patterson, Phi.	4	40	10.0	40t	1
20t)	Collins, G.B.	4	34	8.5	24	0
20t)	Hall, Cin.	4	19	4.8	22	0
20t)	D. Cox, Jac.	4	14	3.5	14	0
20t)	Webster, NY-G	4	11	2.8	13	0
31t)	Barber, T.B.	3	98	32.7	64	0
31t)	Chung, N.E.	3	96	32.0	51t	1
31t)	Marshall, Car.	3	91	30.3	66	0
31t)	Lowery, NY-J	3	87	29.0	41	2
31t)	Rodgers-Cromarti, Ariz	3	86	28.7	32t	2
31t)	Cromartie, NY-J	3	75	25.0	66	0
31t)	Sanders, N.E.	3	60	20.0	32t	1
31t)	Atogwe, St.L	3	53	17.7	34	0
31t)	Clements, S.F.	3	46	15.3	39	0
31t)	*Lewis, K.C.	3	46	15.3	23	0
31t)	Florence, Buf.	3	42	14.0	40t	1
31t)	*Verner, Ten.	3	41	13.7	19	0
31t)	Meriweather, N.E.	3	39	13.0	39	0
31t)	Joseph, Cin.	3	38	12.7	21t	1
31t)	Munnerlyn, Car.	3	37	12.3	37t	1
31t)	Nolan, Hou.	3	35	11.7	20	0
31t)	Huff, Oak.	3	32	10.7	17	0
31t)	Hawk, G.B.	3	31	10.3	21	0
31t)	*Allen, Phi.	3	27	9.0	16	0
31t)	Quin, Hou.	3	12	4.0	10	0
31t)	Wilson, Bal.	3	12	4.0	12t	1
31t)	E.J. Henderson, Min.	3	10	3.3	10	0
31t)	Spikes, S.F.	3	9	3.0	6	0
31t)	Abdullah, Min.	3	5	1.7	5	0
31t)	Grant, NY-G	3	0	0.0	0	0
31t)	Mikell, Phi.	3	0	0.0	0	0
31t)	Spencer, S.F.	3	0	0.0	0	0

AFC / LEADERS IN SACKS

Rank	Player, Team	Sacks
1)	Hali, K.C. (LB)	14.5
2)	Wake, Mia. (LB)	14.0
3)	Babin, Ten. (DE)	12.5
4t)	Mathis, Ind. (DE)	11.0
4t)	Phillips, S.D. (LB)	11.0
4t)	Suggs, Bal. (LB)	11.0
7)	Harrison, Pit. (LB)	10.5
8t)	Freeney, Ind. (DE)	10.0
8t)	Woodley, Pit. (LB)	10.0
10)	*Dunlap, Cin. (DE)	9.5
11)	Wimbley, Oak. (LB)	9.0
12)	M. Williams, Hou. (DE)	8.5
13)	Benard, Cle. (LB)	7.5
14t)	Ball, Ten. (DE)	7.0
14t)	Gilberry, K.C. (DE)	7.0
14t)	Kelly, Oak. (DT)	7.0
14t)	Shaughnessy, Oak. (DE)	7.0
18t)	Burnett, S.D. (LB)	6.0
18t)	Farrior, Pit. (LB)	6.0
18t)	Thomas, NY-J (LB)	6.0



21t) Garay, S.D. (NT)	5.5
21t) Ngata, Bal. (DE)	5.5
21t) Pace, NY-J (LB)	5.5
21t) Seymour, Oak. (DT)	5.5
21t) D. Williams, Den. (LB)	5.5
21t) K. Williams, Buf. (NT)	5.5
21t) Wright, N.E. (DE)	5.5
28t) Banta-Cain, N.E. (LB)	5.0
28t) Haggan, Den. (LB)	5.0
28t) *Houston, Oak. (DE)	5.0
28t) Mincey, Jac. (DE)	5.0
28t) J. Taylor, NY-J (LB)	5.0
33t) Barnes, Phi.-S.D. (DE)	4.5
33t) Ellis, NY-J (DE)	4.5
33t) *Misi, Mia. (LB)	4.5
36t) M. Anderson, Chi.-Hou. (DE)	4.0
36t) Branch, Oak. (DB)	4.0
36t) Coleman, NY-J (DB)	4.0
36t) Huff, Oak. (DB)	4.0
36t) Kampman, Jac. (DE)	4.0
36t) Knighton, Jac. (DT)	4.0
36t) Ninkovich, N.E. (LB)	4.0
36t) A. Smith, Hou. (DE)	4.0
44t) *Alualu, Jac. (DT)	3.5
44t) T. Brown, Ten. (DT)	3.5
44t) Foster, Ind. (DE)	3.5
44t) Fujita, Cle. (LB)	3.5
44t) Jones, Ten. (DT)	3.5
44t) Kelsay, Buf. (LB)	3.5
44t) Roth, Cle. (LB)	3.5
44t) Da. Smith, Jac. (LB)	3.5
44t) G. Warren, N.E. (DE)	3.5

NFC / LEADERS IN SACKS

Rank	Player, Team	Sacks
1)	Ware, Dal. (LB)	15.5
2)	Matthews, G.B. (LB)	13.5
3)	Abraham, Atl. (DE)	13.0
4t)	C. Johnson, Car. (DE)	11.5
4t)	Tuck, NY-G (DE)	11.5
4t)	Umenyiora, NY-G (DE)	11.5
7t)	J. Allen, Min. (DE)	11.0
7t)	Clemons, Sea. (DE)	11.0
9)	Hall, St.L (DE)	10.5
10t)	T. Cole, Phi. (DE)	10.0
10t)	*Suh, Det. (DT)	10.0
12)	Brock, Sea. (DE)	9.0
13t)	Avril, Det. (DE)	8.5
13t)	Long, St.L (DE)	8.5
13t)	Orakpo, Was. (LB)	8.5
13t)	J. Smith, S.F. (DE)	8.5
17t)	Edwards, Min. (DE)	8.0
17t)	Idonije, Chi. (DE)	8.0
17t)	Peppers, Chi. (DE)	8.0
20)	Jenkins, G.B. (DE)	7.0
21)	Raji, G.B. (NT)	6.5
22t)	Campbell, Ariz (DE)	6.0
22t)	Ellis, N.O. (DT)	6.0
22t)	Jackson, Det. (DE)	6.0
22t)	Parker, Phi. (DE)	6.0
22t)	Robbins, St.L (DT)	6.0
22t)	Willis, S.F. (LB)	6.0
28)	Smith, N.O. (DE)	5.5
29t)	Brooks, S.F. (LB)	5.0
29t)	Dockett, Ariz (DE)	5.0
29t)	Haggans, Ariz (LB)	5.0
29t)	LaBoy, S.F. (LB)	5.0
29t)	McBride, Det. (DE)	5.0
29t)	Porter, Ariz (LB)	5.0
29t)	Spencer, Dal. (LB)	5.0
36t)	*Pierre-Paul, NY-G (DE)	4.5
36t)	White, T.B. (DE)	4.5
38t)	Ah You, St.L (DT)	4.0
38t)	Babineaux, Atl. (DT)	4.0
38t)	Cofield, NY-G (DT)	4.0
38t)	Haralson, S.F. (LB)	4.0
38t)	Hayes, T.B. (LB)	4.0
38t)	Kiwanuka, NY-G (LB)	4.0
38t)	Laws, Phi. (DT)	4.0
38t)	Milloy, Sea. (DB)	4.0
38t)	Urlacher, Chi. (LB)	4.0
38t)	Vanden Bosch, Det. (DE)	4.0
38t)	Vilma, N.O. (LB)	4.0
38t)	*Zombo, G.B. (LB)	4.0



50t) Anderson, Car. (LB)	3.5
50t) E. Brown, Car. (DE)	3.5
50t) Curry, Sea. (LB)	3.5
50t) Ratliff, Dal. (NT)	3.5

NFL / LEADERS IN SACKS

Rank	Player, Team	Sacks
1)	Ware, Dal. (LB)	15.5
2)	Hali, K.C. (LB)	14.5
3)	Wake, Mia. (LB)	14.0
4)	Matthews, G.B. (LB)	13.5
5)	Abraham, Atl. (DE)	13.0
6)	Babin, Ten. (DE)	12.5
7t)	C. Johnson, Car. (DE)	11.5
7t)	Tuck, NY-G (DE)	11.5
7t)	Umenyiora, NY-G (DE)	11.5
10t)	J. Allen, Min. (DE)	11.0
10t)	Clemons, Sea. (DE)	11.0
10t)	Mathis, Ind. (DE)	11.0
10t)	Phillips, S.D. (LB)	11.0
10t)	Suggs, Bal. (LB)	11.0
15t)	Hall, St.L (DE)	10.5
15t)	Harrison, Pit. (LB)	10.5
17t)	T. Cole, Phi. (DE)	10.0
17t)	Freeney, Ind. (DE)	10.0
17t)	*Suh, Det. (DT)	10.0
17t)	Woodley, Pit. (LB)	10.0
21)	*Dunlap, Cin. (DE)	9.5
22t)	Brock, Sea. (DE)	9.0
22t)	Wimbley, Oak. (LB)	9.0
24t)	Avril, Det. (DE)	8.5
24t)	Long, St.L (DE)	8.5
24t)	Orakpo, Was. (LB)	8.5
24t)	J. Smith, S.F. (DE)	8.5
24t)	M. Williams, Hou. (DE)	8.5
29t)	Edwards, Min. (DE)	8.0
29t)	Idonije, Chi. (DE)	8.0
29t)	Peppers, Chi. (DE)	8.0
32)	Benard, Cle. (LB)	7.5
33t)	Ball, Ten. (DE)	7.0
33t)	Gilberry, K.C. (DE)	7.0
33t)	Jenkins, G.B. (DE)	7.0
33t)	Kelly, Oak. (DT)	7.0
33t)	Shaughnessy, Oak. (DE)	7.0
38)	Raji, G.B. (NT)	6.5
39t)	Burnett, S.D. (LB)	6.0
39t)	Campbell, Ariz (DE)	6.0
39t)	Ellis, N.O. (DT)	6.0
39t)	Farrior, Pit. (LB)	6.0
39t)	Jackson, Det. (DE)	6.0
39t)	Parker, Phi. (DE)	6.0
39t)	Robbins, St.L (DT)	6.0
39t)	Thomas, NY-J (LB)	6.0
39t)	Willis, S.F. (LB)	6.0
48t)	Garay, S.D. (NT)	5.5
48t)	Ngata, Bal. (DE)	5.5
48t)	Pace, NY-J (LB)	5.5
48t)	Seymour, Oak. (DT)	5.5
48t)	Smith, N.O. (DE)	5.5
48t)	D. Williams, Den. (LB)	5.5
48t)	K. Williams, Buf. (NT)	5.5
48t)	Wright, N.E. (DE)	5.5

AFC / FUMBLE RECOVERIES

Rank	Player, Team	TotRec	OffRec	DefRec
1)	J. Campbell, Oak.	5	5	0
2)	Cribbs, Cle.	4	4	0
3t)	Charles, K.C.	3	3	0
3t)	Coleman, Cle.	3	0	3
3t)	Eugene, Oak.	3	0	3
3t)	Fitzpatrick, Buf.	3	3	0
3t)	Garrard, Jac.	3	3	0
3t)	Henne, Mia.	3	3	0
3t)	Hillis, Cle.	3	3	0
3t)	Lewis, Bal.	3	0	3
3t)	Mayo, N.E.	3	0	3
3t)	Ninkovich, N.E.	3	0	3
3t)	C. Palmer, Cin.	3	3	0
3t)	Pouha, NY-J	3	0	3
3t)	Sanchez, NY-J	3	3	0
3t)	R. Williams, Cin.	3	0	3

NFC / FUMBLE RECOVERIES

Rank	Player, Team	TotRec	OffRec	DefRec
------	--------------	--------	--------	--------



1)	McNabb, Was.	8	8	0
2t)	Brees, N.O.	5	5	0
2t)	Kitna, Dal.	5	5	0
2t)	Tuck, NY-G	5	0	5
5t)	Freeman, T.B.	4	4	0
5t)	Rhodes, Ariz	4	0	4
5t)	Vick, Phi.	4	4	0
8t)	Anderson, Car.	3	0	3
8t)	*Bradford, St.L	3	3	0
8t)	L. Brown, Ariz	3	3	0
8t)	*Clausen, Car.	3	3	0
8t)	*A. Davis, S.F.	3	3	0
8t)	Dockett, Ariz	3	1	2
8t)	Fletcher, Was.	3	0	3
8t)	Grant, NY-G	3	0	3
8t)	B. Jackson, G.B.	3	3	0
8t)	Jones, Dal.	3	3	0
8t)	Mikell, Phi.	3	0	3
8t)	Phillips, NY-G	3	0	3
8t)	T. Smith, S.F.	3	3	0
8t)	Tapp, Phi.	3	0	3
8t)	Urlacher, Chi.	3	0	3
8t)	T. Williams, G.B.	3	1	2

NFL / FUMBLE RECOVERIES

Rank	Player, Team	TotRec	OffRec	DefRec
1)	McNabb, Was.	8	8	0
2t)	Brees, N.O.	5	5	0
2t)	J. Campbell, Oak.	5	5	0
2t)	Kitna, Dal.	5	5	0
2t)	Tuck, NY-G	5	0	5
6t)	Cribbs, Cle.	4	4	0
6t)	Freeman, T.B.	4	4	0
6t)	Rhodes, Ariz	4	0	4
6t)	Vick, Phi.	4	4	0
10t)	Anderson, Car.	3	0	3
10t)	*Bradford, St.L	3	3	0
10t)	L. Brown, Ariz	3	3	0
10t)	Charles, K.C.	3	3	0
10t)	*Clausen, Car.	3	3	0
10t)	Coleman, Cle.	3	0	3
10t)	*A. Davis, S.F.	3	3	0
10t)	Dockett, Ariz	3	1	2
10t)	Eugene, Oak.	3	0	3
10t)	Fitzpatrick, Buf.	3	3	0
10t)	Fletcher, Was.	3	0	3
10t)	Garrard, Jac.	3	3	0
10t)	Grant, NY-G	3	0	3
10t)	Henne, Mia.	3	3	0
10t)	Hillis, Cle.	3	3	0
10t)	B. Jackson, G.B.	3	3	0
10t)	Jones, Dal.	3	3	0
10t)	Lewis, Bal.	3	0	3
10t)	Mayo, N.E.	3	0	3
10t)	Mikell, Phi.	3	0	3
10t)	Ninkovich, N.E.	3	0	3
10t)	C. Palmer, Cin.	3	3	0
10t)	Phillips, NY-G	3	0	3
10t)	Pouha, NY-J	3	0	3
10t)	Sanchez, NY-J	3	3	0
10t)	T. Smith, S.F.	3	3	0
10t)	Tapp, Phi.	3	0	3
10t)	Urlacher, Chi.	3	0	3
10t)	R. Williams, Cin.	3	0	3
10t)	T. Williams, G.B.	3	1	2

AFC / OFFENSIVE FUMBLE RECOVERIES

Rank	Player, Team	Ret	Yards	Avg	Long	TD
1)	J. Campbell, Oak.	5	-5	-1.0	0	0
2)	Cribbs, Cle.	4	0	0.0	0	0
3t)	Charles, K.C.	3	0	0.0	0	0
3t)	Fitzpatrick, Buf.	3	0	0.0	0	0
3t)	Garrard, Jac.	3	0	0.0	0	0
3t)	Henne, Mia.	3	0	0.0	0	0
3t)	Hillis, Cle.	3	0	0.0	0	0
3t)	C. Palmer, Cin.	3	0	0.0	0	0
3t)	Sanchez, NY-J	3	0	0.0	0	0
10t)	Loper, Oak.	2	3	1.5	3	0
10t)	Bell, Phi.-Cle.	2	0	0.0	0	0
10t)	R. Brown, Oak.	2	0	0.0	0	0
10t)	Bruton, Den.	2	0	0.0	0	0
10t)	Hester, S.D.	2	0	0.0	0	0
10t)	Jones-Drew, Jac.	2	0	0.0	0	0
10t)	Moore, NY-J	2	0	0.0	0	0



10t) *Pouncey, Pit.	2	0	0.0	0	0
10t) Randle El, Pit.	2	0	0.0	0	0
10t) Rivers, S.D.	2	0	0.0	0	0
10t) Royal, Den.	2	0	0.0	0	0
10t) Tomlinson, NY-J	2	0	0.0	0	0
10t) Webb, Bal.	2	0	0.0	0	0
10t) Welker, N.E.	2	0	0.0	0	0
10t) Wiegmann, K.C.	2	0	0.0	0	0
10t) Williams, Mia.	2	0	0.0	0	0
10t) Winston, Hou.	2	0	0.0	0	0
10t) Womack, Cle.	2	0	0.0	0	0

NFC / OFFENSIVE FUMBLE RECOVERIES

Rank	Player, Team	Ret	Yards	Avg	Long	TD
1)	McNabb, Was.	8	0	0.0	0	0
2t)	Brees, N.O.	5	0	0.0	0	0
2t)	Kitna, Dal.	5	0	0.0	0	0
4t)	Freeman, T.B.	4	0	0.0	0	0
4t)	Vick, Phi.	4	0	0.0	0	0
6t)	*Bradford, St.L	3	0	0.0	0	0
6t)	*Clausen, Car.	3	0	0.0	0	0
6t)	*A. Davis, S.F.	3	0	0.0	0	0
6t)	B. Jackson, G.B.	3	0	0.0	0	0
6t)	Jones, Dal.	3	0	0.0	0	0
6t)	T. Smith, S.F.	3	0	0.0	0	0
6t)	L. Brown, Ariz	3	-1	-0.3	1t	1
13t)	*Banks, Was.	2	0	0.0	0	0
13t)	Berrian, Min.	2	0	0.0	0	0
13t)	*Best, Det.	2	0	0.0	0	0
13t)	Blackburn, NY-G	2	0	0.0	0	0
13t)	Breaston, Ariz	2	0	0.0	0t	1
13t)	Bush, N.O.	2	0	0.0	0	0
13t)	Favre, Min.	2	0	0.0	0	0
13t)	Goodson, Car.	2	0	0.0	0	0
13t)	Jackson, Min.	2	0	0.0	0	0
13t)	Justice, Phi.	2	0	0.0	0	0
13t)	King, Car.	2	0	0.0	0	0
13t)	*Komar, Ariz	2	0	0.0	0	0
13t)	Kuhn, G.B.	2	0	0.0	0	0
13t)	Manning, NY-G	2	0	0.0	0	0
13t)	*McCann, Bal.-Dal.	2	0	0.0	0	0
13t)	McGlynn, Phi.	2	0	0.0	0	0
13t)	Whitehurst, Sea.	2	0	0.0	0	0

NFL / OFFENSIVE FUMBLE RECOVERIES

Rank	Player, Team	Ret	Yards	Avg	Long	TD
1)	McNabb, Was.	8	0	0.0	0	0
2t)	Brees, N.O.	5	0	0.0	0	0
2t)	Kitna, Dal.	5	0	0.0	0	0
2t)	J. Campbell, Oak.	5	-5	-1.0	0	0
5t)	Cribbs, Cle.	4	0	0.0	0	0
5t)	Freeman, T.B.	4	0	0.0	0	0
5t)	Vick, Phi.	4	0	0.0	0	0
8t)	*Bradford, St.L	3	0	0.0	0	0
8t)	Charles, K.C.	3	0	0.0	0	0
8t)	*Clausen, Car.	3	0	0.0	0	0
8t)	*A. Davis, S.F.	3	0	0.0	0	0
8t)	Fitzpatrick, Buf.	3	0	0.0	0	0
8t)	Garrard, Jac.	3	0	0.0	0	0
8t)	Henne, Mia.	3	0	0.0	0	0
8t)	Hillis, Cle.	3	0	0.0	0	0
8t)	B. Jackson, G.B.	3	0	0.0	0	0
8t)	Jones, Dal.	3	0	0.0	0	0
8t)	C. Palmer, Cin.	3	0	0.0	0	0
8t)	Sanchez, NY-J	3	0	0.0	0	0
8t)	T. Smith, S.F.	3	0	0.0	0	0
8t)	L. Brown, Ariz	3	-1	-0.3	1t	1

AFC / DEFENSIVE FUMBLE RECOVERIES

Rank	Player, Team	Ret	Yards	Avg	Long	TD
1t)	Ninkovich, N.E.	3	63	21.0	63	0
1t)	Pouha, NY-J	3	2	0.7	2	0
1t)	Lewis, Bal.	3	1	0.3	1	0
1t)	R. Williams, Cin.	3	1	0.3	1	0
1t)	Coleman, Cle.	3	0	0.0	0	0
1t)	Eugene, Oak.	3	0	0.0	0	0
1t)	Mayo, N.E.	3	-2	-0.7	0	0
8t)	Branch, Oak.	2	76	38.0	64t	1
8t)	Hunter, Den.	2	75	37.5	75t	1
8t)	A. Jones, Cin.	2	59	29.5	59t	1
8t)	Oliver, S.D.	2	23	11.5	15	0
8t)	Griffin, Ten.	2	20	10.0	20	0
8t)	Woodley, Pit.	2	19	9.5	19	0
8t)	Elam, Cle.	2	18	9.0	18t	1



8t)	Scott, Buf.	2	17	8.5	17	0
8t)	K. Williams, Buf.	2	11	5.5	11	0
8t)	Revis, NY-J	2	10	5.0	10	0
8t)	Quin, Hou.	2	3	1.5	3	0
8t)	Hali, K.C.	2	2	1.0	2	0
8t)	Lowery, NY-J	2	2	1.0	2	0
8t)	Byrd, Buf.	2	0	0.0	0	0
8t)	Foster, Ind.	2	0	0.0	0	0
8t)	Fox, Pit.	2	0	0.0	0	0
8t)	Gilberry, K.C.	2	0	0.0	0	0
8t)	Groves, Oak.	2	0	0.0	0	0
8t)	*Houston, Oak.	2	0	0.0	0	0
8t)	*Misi, Mia.	2	0	0.0	0t	1
8t)	J. Taylor, NY-J	2	0	0.0	0	0
8t)	Timmons, Pit.	2	0	0.0	0	0
8t)	*Vaughn, Den.	2	0	0.0	0	0
8t)	*Verner, Ten.	2	0	0.0	0	0

NFC / DEFENSIVE FUMBLE RECOVERIES

Rank	Player, Team	Ret	Yards	Avg	Long	TD
1)	Tuck, NY-G	5	4	0.8	4	0
2)	Rhodes, Ariz	4	69	17.3	42t	2
3t)	Mikell, Phi.	3	52	17.3	52t	1
3t)	Phillips, NY-G	3	25	8.3	22	0
3t)	Anderson, Car.	3	2	0.7	2	0
3t)	Grant, NY-G	3	0	0.0	0	0
3t)	Tapp, Phi.	3	0	0.0	0	0
3t)	Urlacher, Chi.	3	0	0.0	0	0
3t)	Fletcher, Was.	3	-3	-1.0	0	0
10t)	Hall, Was.	2	32	16.0	32t	1
10t)	Collins, G.B.	2	26	13.0	26t	1
10t)	Ware, Dal.	2	22	11.0	17t	1
10t)	Ka. Moore, Was.	2	13	6.5	13	0
10t)	T. Harris, Chi.	2	9	4.5	9	0
10t)	Moore, T.B.	2	5	2.5	5	0
10t)	T. Williams, G.B.	2	5	2.5	5	0
10t)	Logan, Det.	2	4	2.0	4	0
10t)	Rolle, NY-G	2	4	2.0	5	0
10t)	M. Mitchell, N.O.	2	2	1.0	2	0
10t)	Brayton, Car.	2	1	0.5	1	0
10t)	Robbins, St.L	2	1	0.5	1	0
10t)	Bryant, Sea.	2	0	0.0	0	0
10t)	Dockett, Ariz	2	0	0.0	0	0
10t)	Haralson, S.F.	2	0	0.0	0	0
10t)	C. Harris, Chi.	2	0	0.0	0	0
10t)	Hayward, T.B.	2	0	0.0	0	0
10t)	James, Dal.	2	0	0.0	0	0
10t)	Jenkins, N.O.	2	0	0.0	0	0
10t)	Levy, Det.	2	0	0.0	0	0
10t)	Peterson, Atl.	2	0	0.0	0	0
10t)	*Pierre-Paul, NY-G	2	0	0.0	0	0
10t)	Ratliff, Dal.	2	0	0.0	0	0
10t)	Robison, Min.	2	0	0.0	0	0
10t)	Roby, N.O.	2	0	0.0	0	0
10t)	Trufant, Sea.	2	0	0.0	0	0
10t)	Delmas, Det.	2	-4	-2.0	0	0
10t)	Tillman, Chi.	2	-8	-4.0	0	0

NFL / DEFENSIVE FUMBLE RECOVERIES

Rank	Player, Team	Ret	Yards	Avg	Long	TD
1)	Tuck, NY-G	5	4	0.8	4	0
2)	Rhodes, Ariz	4	69	17.3	42t	2
3t)	Ninkovich, N.E.	3	63	21.0	63	0
3t)	Mikell, Phi.	3	52	17.3	52t	1
3t)	Phillips, NY-G	3	25	8.3	22	0
3t)	Anderson, Car.	3	2	0.7	2	0
3t)	Pouha, NY-J	3	2	0.7	2	0
3t)	Lewis, Bal.	3	1	0.3	1	0
3t)	R. Williams, Cin.	3	1	0.3	1	0
3t)	Coleman, Cle.	3	0	0.0	0	0
3t)	Eugene, Oak.	3	0	0.0	0	0
3t)	Grant, NY-G	3	0	0.0	0	0
3t)	Tapp, Phi.	3	0	0.0	0	0
3t)	Urlacher, Chi.	3	0	0.0	0	0
3t)	Mayo, N.E.	3	-2	-0.7	0	0
3t)	Fletcher, Was.	3	-3	-1.0	0	0



WEEK 17 / THROUGH SUNDAY, JANUARY 2, 2011

Team/Offense Rank (Within League)

BAL	BUF	CIN	CLE	DEN	HOU	IND	JAX	KC	MIA	NE	NYJ	OAK	PIT	SD	TEN	ARI	ATL	CAR	CHI	DAL	DET	GB	MIN	NO	NYG	PHI	STL	SF	SEA	TB	WAS	
22	25	20	29	13	3	4	15	12	21	8	11	10	14	1	27	TYds/G	31	16	32	30	7	17	9	23	6	5	2	26	24	28	19	18
23	21	24	25	12	2	9	15	18	27	4	19	13	11	1	16	TYds/P	30	26	32	28	7	22	6	20	10	5	3	31	17	29	8	14
14	18	27	20	26	7	29	3	1	21	9	4	2	11	15	17	RYds/G	32	12	13	22	16	23	24	10	28	6	5	25	19	31	8	30
28	13	32	21	24	3	27	5	4	30	10	8	2	18	22	14	RshAvg	11	26	12	23	15	20	25	9	19	7	1	31	17	29	6	16
20	24	13	29	7	4	1	27	30	16	11	22	23	14	2	25	PsYd/G	31	15	32	28	6	12	5	26	3	10	9	21	18	19	17	8
13	29	16	24	9	6	8	17	23	21	2	22	20	5	1	14	PasAvg	31	19	32	25	7	26	3	28	10	4	12	30	15	27	11	18
6	27	23	25	7	8	12	29	4	26	1	15	19	5	10	18	%HdInt	22	3	28	30	20	13	11	32	21	31	9	14	16	24	2	17
25	15	6	22	18	10	1	24	16	17	7	8	29	30	19	11	Sac/PP	28	4	31	32	9	5	20	21	3	2	26	12	27	14	13	23
18	26t	12	25	14	2	1	8	11	19	6	15	16	20t	3	29	1D/Gm	31	4	32	26t	9	17	13	23	5	7	10	22	30	28	24	20t
16	18	17	19	28	9	5	13	20	12	2	15	25	6	4	23	3D Eff	32	3	30	27	10	11	8	24	1	21	14	26	29	22	7	31
21t	17	5	2t	29	15	7t	6	19t	30	12t	27	21t	21t	25t	10	4D Eff	24	1	19t	31	9	7t	25t	16	18	32	4	11	12t	28	2t	12t
24	13t	25	11	16	29	28	18	17	15	3	20	26	32	13t	4	PR Avg	27	5	19	1	2	6	22	21	23	31	12	8	7	9	30	10
6	24	20	32	7	27	29	12	28	22	18	3	16	13	11	9	KR Avg	5	1	19	2	23	4	26	17	15	31	25	21	30	10	8	14
16	24	28	11	8	26	25	13	14	6	19	23	2	9	18	22	GpntAv	17	29	20	32	1	7	12	21	4	10	15	5	3	27	30	31
4	23	13	8	22	20	28	5	17	15	11	14	2	18	32	6	NpntAv	21	26	24	29	1	25	16	9	10	30	7	3	12	19	27	31
16	28	22	31	19	9	4	18	14	30	1	13	6	12	2	17	Pts/Gm	26t	5	32	21	7t	15	10	29	11	7t	3	26t	24	23	20	25
6	29	26	17t	8t	5	2	23t	27t	31	8t	27t	22	25	19	3	FG%	7	4	10	13t	30	13t	23t	1	21	16	12	11	20	13t	17t	32

Opponent/Defense Rank (Within League)

BAL	BUF	CIN	CLE	DEN	HOU	IND	JAX	KC	MIA	NE	NYJ	OAK	PIT	SD	TEN	ARI	ATL	CAR	CHI	DAL	DET	GB	MIN	NO	NYG	PHI	STL	SF	SEA	TB	WAS	
10	24	15	22	32	30	20	28	14	6	25	3	11	2	1	26	TYds/G	29	16	18	9	23	21	5	8	4	7	12	19	13	27	17	31
6	20	25	19	29	31	21	32	12	4	26	3	15	1	2	13	TYds/P	23	27	7	5	28	22	9	11	14	10	16	17	8	24	18	30
5	32	19	27	31	13	25	22	14	7	11	3	29	1	4	20	RYds/G	30	10	23	2	12	24	18	9	16	8	15	17	6	21	28	26
8	32	21	12	29	11	25	30	19	4	16	3	23	1	5	7	RshAvg	20	27	10	6	18	24	28	9	17	13	14	22	2	15	31	26
21	3	14t	18	25	32	13	28	17	8	30	6	2	12	1	29	PsYd/G	23	22	11	20	26	16	5	10	4	9	14t	19	24	27	7	31
7	19	24	27	30	31	16	32	5	20	23	4	10	2	1	15	PasAvg	26	18	17	8	28	21	3	13	12	6	14	9	22	25	11	29
13	26	14	5	30	25	31	20	24	28	3	27	21	9	10	18	%HdInt	12	4	11	8	6	19	1	16	32	15	2	22	17	29	7	23
32	23	27	22	31	26	24	28	11	7	19	9	1	6	2	15	Sac/PP	17	25	18	21	14	5	3	20	12	4	10	8	13	16	30	29
10t	28	12	23	27	31	21	22	14	3	30	5t	13	5t	1	32	1D/Gm	29	10t	26	9	18t	24	4	8	7	2	18t	16	15	20	17	25
15	30	14	28	17t	23	21	27	13	11	32	10	7	3	4	29	3D Eff	12	22	16	6	25	20	9	26	5	1	17t	2	19	24	31	8
17t	29t	3	31	25t	32	12t	12t	5	6	24	28	2	25t	11	7	4D Eff	20t	20t	12t	16	12t	8t	4	17t	27	20t	8t	17t	1	10	20t	29t
11	20	1	5	24t	10	23	4	12	22	6	26	14	18	32	2	PR Avg	30	13	16	9	3	27	24t	8	28	31	17	21	15	19	7	29
32	11	19	1	29	25	31	10	6	28	17	3	18	5	16	30	KR Avg	26	9	20	22	27	7	13	23	24	4	12	21	15	14	8	2
17	6	4	23	14	19	25	9	29	8	5	30	20	1	7	11	GpntAv	32	31	18	3	13	21	28	24	26	16	22	27	10	15	2	12
27	5	14	21	17	22	31	12	11	18	2	26	23	10	9	3	NpntAv	32	30	13	1	4	20	28	25	29	24	15	16	19	8	6	7
3	28	24	13	32	29	23	27	11	14	8	6	20	1	10	15	Pts/Gm	30	5	26	4	31	19	2	18	7	17	21t	12	16	25	9	21t
19	4	20t	5t	12	7t	24	28	17t	26	2	9t	5t	25	32	14	FG%	11	1	27	7t	30	31	16	9t	15	22	23	29	20t	17t	13	3



POSTSEASON / WEEK 22 / THROUGH SUNDAY, FEBRUARY 6, 2011

	G.B.	Pitt.	Balt.	Ind.	K.C.	N.E.	NY-J	Atl.
OFFENSE								
GAMES (Won-Lost)	4-0	2-1	1-1	0-1	0-1	0-1	2-1	0-1
FIRST DOWNS	86	63	38	16	8	26	54	15
Rushing	26	25	6	5	6	6	17	2
Passing	53	31	27	11	2	19	32	9
Penalty	7	7	5	0	0	1	5	4
YDS GAINED (tot)	1445	937	516	312	161	372	956	194
Avg per Game	361.3	312.3	258.0	312.0	161.0	372.0	318.7	194.0
RUSHING (net)	404	363	177	93	108	113	359	45
Avg per Game	101.0	121.0	88.5	93.0	108.0	113.0	119.7	45.0
Rushes	108	97	58	27	19	28	89	14
Yards per Rush	3.7	3.7	3.1	3.4	5.7	4.0	4.0	3.2
PASSING (net)	1041	574	339	219	53	259	597	149
Avg per Game	260.3	191.3	169.5	219.0	53.0	259.0	199.0	149.0
Passes Att.	132	91	64	26	18	45	89	29
Completed	90	54	41	18	9	29	54	20
Pct Completed	68.2	59.3	64.1	69.2	50.0	64.4	60.7	69.0
Yards Gained	1094	622	390	225	70	299	616	186
Sacked	8	9	9	1	3	5	3	5
Yards Lost	53	48	51	6	17	40	19	37
Had intercepted	2	4	1	0	3	1	1	2
Yards Opp Ret	43	48	17	0	12	58	23	70
Opp TDs on Int	0	1	0	0	0	0	0	1
PUNTS	18	8	6	4	3	4	15	3
Avg Yards	40.2	48.1	46.2	38.3	51.0	47.0	40.9	37.0
PUNT RETURNS	7	9	2	0	0	2	3	0
Avg Return	4.4	4.1	18.5	0.0	0.0	21.0	6.3	0.0
Returned for TD	0	0	0	0	0	0	0	0
KICKOFF RETURNS	11	15	7	2	4	5	13	8
Avg Return	15.5	18.8	20.9	22.0	20.8	21.6	22.0	29.0
Returned for TD	0	0	0	0	0	0	0	1
PENALTIES	21	19	8	2	5	6	12	7
Yards Penalized	187	173	94	10	40	44	100	32
FUMBLES BY	8	6	5	0	2	3	4	2
Fumbles Lost	3	3	4	0	2	0	1	2
Opp Fumbles	5	5	4	1	3	1	6	1
Opp Fum Lost	3	3	4	0	2	0	0	1
POSS. TIME (avg)	32:44	34:11	33:38	26:53	18:16	34:56	27:50	21:41
TOUCHDOWNS	16	10	6	1	1	2	8	3
Rushing	4	5	2	0	1	0	3	1
Passing	9	4	3	1	0	2	5	1
Returns	3	1	1	0	0	0	0	1
EXTRA-PT KICKS	16/16	9/9	6/6	1/1	1/1	1/1	8/8	3/3
2-PT CONVERSIONS	0/0	1/1	0/0	0/0	0/0	1/1	0/0	0/0
FIELD GOALS/FGA	3/4	3/5	4/4	3/3	0/0	2/2	2/3	0/0
POINTS SCORED	121	80	54	16	7	21	64	21
DEFENSE								
POINTS ALLOWED	76	74	38	17	30	28	61	48
OPP FIRST DOWNS	69	44	29	23	26	14	65	28
Rushing	21	8	13	10	4	5	21	7
Passing	43	31	13	12	19	8	39	18
Penalty	5	5	3	1	3	1	5	3
OPP YARDS GAINED	1234	753	424	353	390	314	971	442
Avg per Game	308.5	251.0	212.0	353.0	390.0	314.0	323.7	442.0
OPP RUSHING (net)	335	155	179	169	142	120	372	96
Avg per Game	83.8	51.7	89.5	169.0	142.0	120.0	124.0	96.0
Rushes	82	53	50	38	40	29	98	31
Yards per Rush	4.1	2.9	3.6	4.4	3.6	4.1	3.8	3.1
OPP PASSING (net)	899	598	245	184	248	194	599	346
Avg per Game	224.8	199.3	122.5	184.0	248.0	194.0	199.7	346.0
Passes Att.	143	102	50	31	34	25	90	36
Completed	84	60	28	18	25	16	57	31
Pct Completed	58.7	58.8	56.0	58.1	73.5	64.0	63.3	86.1
Sacked	11	10	9	1	4	0	8	2
Yards Lost	75	64	51	5	17	0	58	20
INTERCEPTED BY	8	1	3	1	0	0	3	0
Yards Returned	175	17	12	23	0	0	68	0
Returned for TD	3	0	0	0	0	0	0	0
OPP PUNT RETURNS	10	3	3	1	0	2	4	0
Avg return	5.8	12.3	7.3	15.0	0.0	2.0	13.0	0.0
OPP KICKOFF RET	21	14	9	4	1	4	11	2
Avg return	22.0	16.5	20.4	33.0	29.0	25.8	20.2	10.0
OPP TOUCHDOWNS	10	9	5	2	3	4	6	6
Rushing	4	1	3	2	1	1	2	2
Passing	5	6	2	0	2	3	3	3
Returns	1	2	0	0	0	0	1	1



OFFENSE	Chi.	N.O.	Phil.	Sea.
GAMES (Won-Lost)	1-1	0-1	0-1	1-1
FIRST DOWNS	38	32	18	37
Rushing	16	7	6	5
Passing	21	22	12	27
Penalty	1	3	0	5
YDS GAINED (tot)	738	474	352	691
Avg per Game	369.0	474.0	352.0	345.5
RUSHING (net)	259	77	81	184
Avg per Game	129.5	77.0	81.0	92.0
Rushes	69	22	21	36
Yards per Rush	3.8	3.5	3.9	5.1
PASSING (net)	479	397	271	507
Avg per Game	239.5	397.0	271.0	253.5
Passes Att.	67	60	36	81
Completed	34	39	20	48
Pct Completed	50.7	65.0	55.6	59.3
Yards Gained	507	404	292	530
Sacked	5	1	3	4
Yards Lost	28	7	21	23
Had intercepted	4	0	1	1
Yards Opp Ret	81	0	9	10
Opp TDs on Int	1	0	0	0
PUNTS	14	4	4	13
Avg Yards	37.8	47.8	40.8	36.2
PUNT RETURNS	6	2	2	2
Avg Return	11.3	5.5	7.5	11.5
Returned for TD	0	0	0	0
KICKOFF RETURNS	7	7	3	10
Avg Return	12.4	18.6	18.3	24.0
Returned for TD	0	0	0	0
PENALTIES	17	7	7	9
Yards Penalized	160	39	50	59
FUMBLES BY	3	2	1	1
Fumbles Lost	0	1	0	0
Opp Fumbles	3	0	4	4
Opp Fum Lost	0	0	2	1
POSS. TIME (avg)	31:33	32:01	28:00	25:25
TOUCHDOWNS	7	4	2	8
Rushing	4	2	1	1
Passing	3	2	1	7
Returns	0	0	0	0
EXTRA-PT KICKS	7/7	3/3	1/1	8/8
2-PT CONVERSIONS	0/0	0/1	0/1	0/0
FIELD GOALS/FGA	0/0	3/3	1/3	3/3
POINTS SCORED	49	36	16	65

DEFENSE	Chi.	N.O.	Phil.	Sea.
POINTS ALLOWED	45	41	21	71
OPP FIRST DOWNS	41	19	20	53
Rushing	10	4	6	18
Passing	25	13	13	32
Penalty	6	2	1	3
OPP YARDS GAINED	632	415	309	911
Avg per Game	316.0	415.0	309.0	455.5
OPP RUSHING (net)	154	150	138	253
Avg per Game	77.0	150.0	138.0	126.5
Rushes	44	24	32	67
Yards per Rush	3.5	6.3	4.3	3.8
OPP PASSING (net)	478	265	171	658
Avg per Game	239.0	265.0	171.0	329.0
Passes Att.	76	35	27	89
Completed	43	22	18	54
Pct Completed	56.6	62.9	66.7	60.7
Sacked	3	2	2	4
Yards Lost	24	7	9	20
INTERCEPTED BY	2	1	0	1
Yards Returned	43	10	0	23
Returned for TD	0	0	0	0
OPP PUNT RETURNS	4	1	3	4
Avg return	6.0	12.0	6.0	10.3
OPP KICKOFF RET	8	5	3	10
Avg return	23.4	19.4	14.7	15.4
OPP TOUCHDOWNS	6	5	3	9
Rushing	2	1	0	5
Passing	3	4	3	4
Returns	1	0	0	0



TEAM RANKINGS

American Football Conference

	Offense			Defense		
	Total	Rush	Pass	Total	Rush	Pass
Balt.	5	6	5	*1	2	*1
Ind.	4	5	2	5	6	2
K.C.	6	4	6	6	5	6
N.E.	1	3	1	3	3	3
Jets	2	2	3	4	4	5
Pitt.	3	1	4	2	*1	4

National Football Conference

	Offense			Defense		
	Total	Rush	Pass	Total	Rush	Pass
Atl.	6	6	6	5	3	6
Chi.	2	*1	5	3	1	3
G.B.	3	2	3	1	2	2
N.O.	*1	5	*1	4	6	4
Phil.	4	4	2	2	5	1
Sea.	5	3	4	6	4	5

National Football League

	Offense			Defense		
	Total	Rush	Pass	Total	Rush	Pass
Atl.	11	12	11	11	5	12
Balt.	10	9	10	*1	4	*1
Chi.	3	*1	6	6	2	8
G.B.	4	6	3	3	3	7
Ind.	9	7	7	8	12	3
K.C.	12	5	12	9	10	9
N.E.	2	4	4	5	6	4
N.O.	*1	11	*1	10	11	10
Jets	7	3	8	7	7	6
Phil.	5	10	2	4	9	2
Pitt.	8	2	9	2	*1	5
Sea.	6	8	5	12	8	11

T = Tied for position
* = League Leader

AFC / TEAM/OFFENSE RANK

Tm	(A)	(B)	(C)	(D)	(E)	(F)	(G)	(H)	(I)	(J)	(K)	(L)	(M)	(N)	(O)	(P)	(Q)
BAL	5	6	6	6	5	5	3	5	3	2	2	4	4	2	1	1t	
IND	4	1	5	5	2	1	1	2	5	3	6	5t	1t	6	5	5	1t
KC	6	5	4	1	6	6	6	6	6	6	4t	5t	5	1	4	6	6
NE	1	3	3	2	1	4	4	4	1	5	4t	1	3	3	1	4	1t
NYJ	2	2	2	3	3	2	2	1	4	4	1	3	1t	5	6	3	4
PIT	3	4	1	4	4	3	5	3	2	1	3	4	6	2	3	2	5

AFC / OPPONENT/DEFENSE RANK

Tm	(A)	(B)	(C)	(D)	(E)	(F)	(G)	(H)	(I)	(J)	(K)	(L)	(M)	(N)	(O)	(P)	(Q)	(R)	(S)
BAL	1	1	2	3	1	1	1	1	2	1	4	3	3	5	4	2	2	1	3
IND	5	5	6	6	2	3	3	5	5	6	1t	6	6	6	3	1	3t	4	5
KC	6	4	5	2	6	5	5t	2	6	5	6	1	5	1	2	6	3t	6	6
NE	3	6	3	5	3	6	5t	6	1	4	1t	2	4	2	1	5	1	5	2
NYJ	4	3	4	4	5	4	2	4	4	3	3	5	2	3	6	3	3t	3	4
PIT	2	2	1	1	4	2	4	3	3	2	5	4	1	4	5	4	3t	2	1

NFC / TEAM/OFFENSE RANK

Tm	(A)	(B)	(C)	(D)	(E)	(F)	(G)	(H)	(I)	(J)	(K)	(L)	(M)	(N)	(O)	(P)	(Q)
ATL	6	6	6	6	6	6	6	6	6	6	2t	6	1	5	2	5	5t
CHI	2	5	1	3	5	3	5	4	3	4	2t	2	6	4	5	4	5t
GB	3	2	2	4	3	1	3	3	2	1	5t	5	5	3	4	3	3
NO	1	3	5	5	1	4	1	1	1	2	4	4	3	1	1	1	1t
PHI	4	1	4	2	2	2	4	5	5	3	1	3	4	2	3	6	4
SEA	5	4	3	1	4	5	2	2	4	5	5t	1	2	6	6	2	1t

NFC / OPPONENT/DEFENSE RANK

Tm	(A)	(B)	(C)	(D)	(E)	(F)	(G)	(H)	(I)	(J)	(K)	(L)	(M)	(N)	(O)	(P)	(Q)	(R)	(S)
ATL	5	5	3	1	6	6	5t	4	6	6	1t	1	1	1	1	6	3	6	6
CHI	3	2	1	2	3	3	3	6	4	1	1t	3t	6	3	3	3	4t	2	2
GB	1	3	2	4	2	1	1	1	1	2	6	2	5	5	5	1	2	1	3
NO	4	6	6	6	4	5	2	3	2	3	1t	6	4	4	4	5	4t	4t	1
PHI	2	1	5	5	1	2	5t	2	3	5	1t	3t	2	2	2	2	1	4t	4
SEA	6	4	4	3	5	4	4	5	5	4	5	5	3	6	6	4	4t	3	5

- (A) Total Yards per Game
- (B) Yards per Play
- (C) Rushing Yards per Game
- (D) Rushing Yards per Attempt
- (E) Passing Net Yards per Game
- (F) Passing Net Yards per Play



- (G) Passing, Percent Had Intercepted
- (H) Sacks per Pass Play
- (I) First Downs per Game
- (J) Third Down Efficiency
- (K) Fourth Down Efficiency
- (L) Punt Return Average
- (M) Kickoff Return Average
- (N) Gross Punting Average
- (O) Net Punting Average
- (P) Points per Game
- (Q) Field Goal Percentage
- Combined Offense/Defense Rank
- (R) Points per Game Differential
- (S) Net Yards per Game Differential

NFL / TEAM/OFFENSE RANK

Tm	(A)	(B)	(C)	(D)	(E)	(F)	(G)	(H)	(I)	(J)	(K)	(L)	(M)	(N)	(O)	(P)	(Q)
BAL	10	12	9	12	10	10	6	10	5t	3	3t	2	6	5	3	4	1t
IND	9	3	7	10	7	1	1t	3	10	4t	10t	10t	3t	9	10	10t	1t
KC	12	11	5	1	12	12	12	11	12	12	7t	10t	7	1	5	12	10t
NE	2	8	4	3	4	9	7	9	2	8	7t	1	5	4	2	8t	1t
NYJ	7	6	3	4	8	6	3	2	8t	6	2	6	3t	6	12	7	7
PIT	8	9	2	7	9	8	9	8	4	1	6	9	8	2	4	5	8
ATL	11	10	12	11	11	11	11	12	11	11	3t	10t	1	11	6	8t	10t
CHI	3	7	1	6	6	4	10	6	5t	9	3t	4	12	10	9	6	10t
GB	4	2	6	8	3	2	5	5	3	2	10t	8	11	8	8	3	6
NO	1	4	11	9	1	5	1t	1	1	4t	7t	7	9	3	1	1	1t
PHI	5	1	10	5	2	3	8	7	8t	7	1	5	10	7	7	10t	9
SEA	6	5	8	2	5	7	4	4	7	10	10t	3	2	12	11	2	1t

NFL / OPPONENT/DEFENSE RANK

Tm	(A)	(B)	(C)	(D)	(E)	(F)	(G)	(H)	(I)	(J)	(K)	(L)	(M)	(N)	(O)	(P)	(Q)	(R)	(S)
BAL	1	1	4	5	1	1	1	1	2	3	8t	7	7	11	7	2t	4	2	6
IND	8	5	12	11	3	3	4	11	9	10	1t	12	12	12	6	1	6t	6	9
KC	9	4	10	4	9	8	9t	2	10	9	12	1t	11	2	3	9	6t	11	11
NE	5	10	6	9	4	11	9t	12	1	7	1t	3	10	3	2	8	2	10	3
NYJ	7	3	7	7	6	7	3	4	8	6	7	11	6	8	11	4	6t	5	8
PIT	2	2	1	1	5	2	8	3	3	4	10t	10	4	10	10	7	6t	3t	1
ATL	11	11	5	2	12	12	9t	8	12	12	1t	1t	1	1	1	12	5	12	12
CHI	6	7	2	3	8	6	6	10	7	1	1t	5t	9	5	5	6	6t	3t	4
GB	3	8	3	8	7	4	2	5	4	2	10t	4	8	7	9	2t	3	1	5
NO	10	12	11	12	10	10	5	7	5	5	1t	9	5	6	8	11	6t	8t	2
PHI	4	6	9	10	2	5	9t	6	6	11	1t	5t	2	4	4	5	1	8t	7
SEA	12	9	8	6	11	9	7	9	11	8	8t	8	3	9	12	10	6t	7	10

- (A) Total Yards per Game
- (B) Yards per Play
- (C) Rushing Yards per Game
- (D) Rushing Yards per Attempt
- (E) Passing Net Yards per Game
- (F) Passing Net Yards per Play
- (G) Passing, Percent Had Intercepted
- (H) Sacks per Pass Play
- (I) First Downs per Game
- (J) Third Down Efficiency
- (K) Fourth Down Efficiency
- (L) Punt Return Average
- (M) Kickoff Return Average
- (N) Gross Punting Average
- (O) Net Punting Average
- (P) Points per Game
- (Q) Field Goal Percentage
- Combined Offense/Defense Rank
- (R) Points per Game Differential
- (S) Net Yards per Game Differential

AFC / TOTAL OFFENSE

Rank	Team	Total	Rushing	Passing	Total	Rushing	Passing
1)	New England	372	113	259	372.0	113.0	259.0
2)	New York Jets	956	359	597	318.7	119.7	199.0
3)	Pittsburgh	937	363	574	312.3	121.0	191.3
4)	Indianapolis	312	93	219	312.0	93.0	219.0
5)	Baltimore	516	177	339	258.0	88.5	169.5
6)	Kansas City	161	108	53	161.0	108.0	53.0

AFC / TOTAL DEFENSE

Rank	Team	Total	Rushing	Passing	Total	Rushing	Passing
1)	Baltimore	424	179	245	212.0	89.5	122.5
2)	Pittsburgh	753	155	598	251.0	51.7	199.3



3)	New England	314	120	194	314.0	120.0	194.0
4)	New York Jets	971	372	599	323.7	124.0	199.7
5)	Indianapolis	353	169	184	353.0	169.0	184.0
6)	Kansas City	390	142	248	390.0	142.0	248.0

NFC / TOTAL OFFENSE

Rank	Team	Total	Rushing	Passing	Total	Rushing	Passing
1)	New Orleans	474	77	397	474.0	77.0	397.0
2)	Chicago	738	259	479	369.0	129.5	239.5
3)	Green Bay	1445	404	1041	361.3	101.0	260.3
4)	Philadelphia	352	81	271	352.0	81.0	271.0
5)	Seattle	691	184	507	345.5	92.0	253.5
6)	Atlanta	194	45	149	194.0	45.0	149.0

NFC / TOTAL DEFENSE

Rank	Team	Total	Rushing	Passing	Total	Rushing	Passing
1)	Green Bay	1234	335	899	308.5	83.8	224.8
2)	Philadelphia	309	138	171	309.0	138.0	171.0
3)	Chicago	632	154	478	316.0	77.0	239.0
4)	New Orleans	415	150	265	415.0	150.0	265.0
5)	Atlanta	442	96	346	442.0	96.0	346.0
6)	Seattle	911	253	658	455.5	126.5	329.0

NFL / TOTAL OFFENSE

Rank	Team	Total	Rushing	Passing	Total	Rushing	Passing
1)	New Orleans	474	77	397	474.0	77.0	397.0
2)	New England	372	113	259	372.0	113.0	259.0
3)	Chicago	738	259	479	369.0	129.5	239.5
4)	Green Bay	1445	404	1041	361.3	101.0	260.3
5)	Philadelphia	352	81	271	352.0	81.0	271.0
6)	Seattle	691	184	507	345.5	92.0	253.5
7)	New York Jets	956	359	597	318.7	119.7	199.0
8)	Pittsburgh	937	363	574	312.3	121.0	191.3
9)	Indianapolis	312	93	219	312.0	93.0	219.0
10)	Baltimore	516	177	339	258.0	88.5	169.5
11)	Atlanta	194	45	149	194.0	45.0	149.0
12)	Kansas City	161	108	53	161.0	108.0	53.0

NFL / TOTAL DEFENSE

Rank	Team	Total	Rushing	Passing	Total	Rushing	Passing
1)	Baltimore	424	179	245	212.0	89.5	122.5
2)	Pittsburgh	753	155	598	251.0	51.7	199.3
3)	Green Bay	1234	335	899	308.5	83.8	224.8
4)	Philadelphia	309	138	171	309.0	138.0	171.0
5)	New England	314	120	194	314.0	120.0	194.0
6)	Chicago	632	154	478	316.0	77.0	239.0
7)	New York Jets	971	372	599	323.7	124.0	199.7
8)	Indianapolis	353	169	184	353.0	169.0	184.0
9)	Kansas City	390	142	248	390.0	142.0	248.0
10)	New Orleans	415	150	265	415.0	150.0	265.0
11)	Atlanta	442	96	346	442.0	96.0	346.0
12)	Seattle	911	253	658	455.5	126.5	329.0

AFC / TAKE-AWAYS, GIVE-AWAYS

Rank	Team	TAKE-AWAYS			GIVE-AWAYS			Net Diff
		Int	Fum	Total	Int	Fum	Total	
1)	Baltimore	3	4	7	1	4	5	= +2
2t)	Indianapolis	1	0	1	0	0	0	= +1
2t)	New York Jets	3	0	3	1	1	2	= +1
4)	New England	0	0	0	1	0	1	= -1
5t)	Kansas City	0	2	2	3	2	5	= -3
5t)	Pittsburgh	1	3	4	4	3	7	= -3
	Totals	8	9	17	10	10	20	= -3

NFC / TAKE-AWAYS, GIVE-AWAYS

Rank	Team	TAKE-AWAYS			GIVE-AWAYS			Net Diff
		Int	Fum	Total	Int	Fum	Total	
1)	Green Bay	8	3	11	2	3	5	= +6
2t)	Philadelphia	0	2	2	1	0	1	= +1
2t)	Seattle	1	1	2	1	0	1	= +1
4)	New Orleans	1	0	1	0	1	1	= 0
5)	Chicago	2	0	2	4	0	4	= -2
6)	Atlanta	0	1	1	2	2	4	= -3
	Totals	12	7	19	10	6	16	= +3



NFL / TAKE-AWAYS, GIVE-AWAYS

Rank	Team	TAKE-AWAYS			GIVE-AWAYS			Net Diff
		Int	Fum	Total	Int	Fum	Total	
1)	Green Bay	8	3	11	2	3	5	= +6
2)	Baltimore	3	4	7	1	4	5	= +2
3t)	Indianapolis	1	0	1	0	0	0	= +1
3t)	New York Jets	3	0	3	1	1	2	= +1
3t)	Philadelphia	0	2	2	1	0	1	= +1
3t)	Seattle	1	1	2	1	0	1	= +1
7)	New Orleans	1	0	1	0	1	1	= 0
8)	New England	0	0	0	1	0	1	= -1
9)	Chicago	2	0	2	4	0	4	= -2
10t)	Kansas City	0	2	2	3	2	5	= -3
10t)	Pittsburgh	1	3	4	4	3	7	= -3
10t)	Atlanta	0	1	1	2	2	4	= -3
Totals		20	16	36	20	16	36	= 0

AFC / TEAM/OFFENSE INSIDE THE 20

Rank	Team	Poss	Pts	TD	TD%	FG	Score	Score%
1)	Pittsburgh	11	65	8	72.7	3	11	100.0
2)	New York Jets	11	52	7	63.6	1	8	72.7
3t)	Baltimore	8	40	4	50.0	4	8	100.0
3t)	New England	4	21	2	50.0	2	4	100.0
5)	Indianapolis	1	3	0	0.0	1	1	100.0

AFC / OPPONENTS/DEFENSE INSIDE THE 20

Rank	Team	Poss	Pts	TD	TD%	FG	Score	Score%
1)	Kansas City	5	23	2	40.0	3	5	100.0
2t)	Indianapolis	4	17	2	50.0	1	3	75.0
2t)	New York Jets	8	41	4	50.0	4	8	100.0
4)	Pittsburgh	7	34	4	57.1	2	6	85.7
5t)	Baltimore	5	31	4	80.0	1	5	100.0
5t)	New England	5	28	4	80.0	0	4	80.0

NFC / TEAM/OFFENSE INSIDE THE 20

Rank	Team	Poss	Pts	TD	TD%	FG	Score	Score%
1)	Chicago	4	28	4	100.0	0	4	100.0
2t)	Green Bay	14	79	10	71.4	3	13	92.9
2t)	Seattle	7	41	5	71.4	2	7	100.0
4)	Atlanta	3	14	2	66.7	0	2	66.7
5)	New Orleans	7	36	4	57.1	3	7	100.0
6)	Philadelphia	3	9	1	33.3	1	2	66.7

NFC / OPPONENTS/DEFENSE INSIDE THE 20

Rank	Team	Poss	Pts	TD	TD%	FG	Score	Score%
1)	Green Bay	10	47	6	60.0	2	8	80.0
2t)	Atlanta	6	34	4	66.7	2	6	100.0
2t)	New Orleans	3	17	2	66.7	1	3	100.0
4)	Seattle	10	57	7	70.0	3	10	100.0
5)	Chicago	7	38	5	71.4	1	6	85.7
6)	Philadelphia	3	21	3	100.0	0	3	100.0

NFL / TEAM/OFFENSE INSIDE THE 20

Rank	Team	Poss	Pts	TD	TD%	FG	Score	Score%
1)	Chicago	4	28	4	100.0	0	4	100.0
2)	Pittsburgh	11	65	8	72.7	3	11	100.0
3t)	Green Bay	14	79	10	71.4	3	13	92.9
3t)	Seattle	7	41	5	71.4	2	7	100.0
5)	Atlanta	3	14	2	66.7	0	2	66.7
6)	New York Jets	11	52	7	63.6	1	8	72.7
7)	New Orleans	7	36	4	57.1	3	7	100.0
8t)	Baltimore	8	40	4	50.0	4	8	100.0
8t)	New England	4	21	2	50.0	2	4	100.0
10)	Philadelphia	3	9	1	33.3	1	2	66.7
11)	Indianapolis	1	3	0	0.0	1	1	100.0

NFL / OPPONENTS/DEFENSE INSIDE THE 20

Rank	Team	Poss	Pts	TD	TD%	FG	Score	Score%
1)	Kansas City	5	23	2	40.0	3	5	100.0
2t)	Indianapolis	4	17	2	50.0	1	3	75.0
2t)	New York Jets	8	41	4	50.0	4	8	100.0
4)	Pittsburgh	7	34	4	57.1	2	6	85.7
5)	Green Bay	10	47	6	60.0	2	8	80.0
6t)	Atlanta	6	34	4	66.7	2	6	100.0
6t)	New Orleans	3	17	2	66.7	1	3	100.0
8)	Seattle	10	57	7	70.0	3	10	100.0



9)	Chicago	7	38	5	71.4	1	6	85.7
10t)	Baltimore	5	31	4	80.0	1	5	100.0
10t)	New England	5	28	4	80.0	0	4	80.0
12)	Philadelphia	3	21	3	100.0	0	3	100.0

AFC / OFFENSE/TEAMS: FIRST DOWNS, THIRD DOWNS, FOURTH DOWNS

Rank	Team	FIRST DOWNS				THIRD DOWNS			FOURTH DOWNS		
		Total	Rush	Pass	Pen	Made	Att	Pct	Made	Att	Pct
1)	New England	26	6	19	1	5	14	35.7	0	2	0.0
2)	Pittsburgh	63	25	31	7	20	38	52.6	1	3	33.3
3)	Baltimore	38	6	27	5	14	29	48.3	1	2	50.0
4)	New York Jets	54	17	32	5	19	42	45.2	2	3	66.7
5)	Indianapolis	16	5	11	0	6	13	46.2	0	0	---
6)	Kansas City	8	6	2	0	1	8	12.5	0	2	0.0
	Totals	205	65	122	18	65	144	45.1	4	12	33.3

AFC / DEFENSE/OPPONENTS: FIRST DOWNS, THIRD DOWNS, FOURTH DOWNS

Rank	Team	FIRST DOWNS				THIRD DOWNS			FOURTH DOWNS		
		Total	Rush	Pass	Pen	Made	Att	Pct	Made	Att	Pct
1)	New England	14	5	8	1	6	13	46.2	0	0	---
2)	Baltimore	29	13	13	3	8	22	36.4	1	3	33.3
3)	Pittsburgh	44	8	31	5	16	39	41.0	2	4	50.0
4)	New York Jets	65	21	39	5	17	38	44.7	0	3	0.0
5)	Indianapolis	23	10	12	1	8	15	53.3	0	0	---
6)	Kansas City	26	4	19	3	9	17	52.9	1	1	100.0
	Totals	201	61	122	18	64	144	44.4	4	11	36.4

NFC / OFFENSE/TEAMS: FIRST DOWNS, THIRD DOWNS, FOURTH DOWNS

Rank	Team	FIRST DOWNS				THIRD DOWNS			FOURTH DOWNS		
		Total	Rush	Pass	Pen	Made	Att	Pct	Made	Att	Pct
1)	New Orleans	32	7	22	3	6	13	46.2	0	1	0.0
2)	Green Bay	86	26	53	7	24	49	49.0	0	0	---
3)	Chicago	38	16	21	1	11	31	35.5	2	4	50.0
4)	Seattle	37	5	27	5	9	28	32.1	0	0	---
5)	Philadelphia	18	6	12	0	5	13	38.5	1	1	100.0
6)	Atlanta	15	2	9	4	3	10	30.0	1	2	50.0
	Totals	226	62	144	20	58	144	40.3	4	8	50.0

NFC / DEFENSE/OPPONENTS: FIRST DOWNS, THIRD DOWNS, FOURTH DOWNS

Rank	Team	FIRST DOWNS				THIRD DOWNS			FOURTH DOWNS		
		Total	Rush	Pass	Pen	Made	Att	Pct	Made	Att	Pct
1)	Green Bay	69	21	43	5	16	49	32.7	3	6	50.0
2)	New Orleans	19	4	13	2	6	14	42.9	0	0	---
3)	Philadelphia	20	6	13	1	8	13	61.5	0	0	---
4)	Chicago	41	10	25	6	5	25	20.0	0	0	---
5)	Seattle	53	18	32	3	16	31	51.6	1	3	33.3
6)	Atlanta	28	7	18	3	8	12	66.7	0	0	---
	Totals	230	66	144	20	59	144	41.0	4	9	44.4

NFL / OFFENSE/TEAMS: FIRST DOWNS, THIRD DOWNS, FOURTH DOWNS

Rank	Team	FIRST DOWNS				THIRD DOWNS			FOURTH DOWNS		
		Total	Rush	Pass	Pen	Made	Att	Pct	Made	Att	Pct
1)	New Orleans	32	7	22	3	6	13	46.2	0	1	0.0
2)	New England	26	6	19	1	5	14	35.7	0	2	0.0
3)	Green Bay	86	26	53	7	24	49	49.0	0	0	---
4)	Pittsburgh	63	25	31	7	20	38	52.6	1	3	33.3
5t)	Baltimore	38	6	27	5	14	29	48.3	1	2	50.0
5t)	Chicago	38	16	21	1	11	31	35.5	2	4	50.0
7)	Seattle	37	5	27	5	9	28	32.1	0	0	---
8t)	New York Jets	54	17	32	5	19	42	45.2	2	3	66.7
8t)	Philadelphia	18	6	12	0	5	13	38.5	1	1	100.0
10)	Indianapolis	16	5	11	0	6	13	46.2	0	0	---
11)	Atlanta	15	2	9	4	3	10	30.0	1	2	50.0
12)	Kansas City	8	6	2	0	1	8	12.5	0	2	0.0
	Totals	431	127	266	38	123	288	42.7	8	20	40.0

NFL / DEFENSE/OPPONENTS: FIRST DOWNS, THIRD DOWNS, FOURTH DOWNS

Rank	Team	FIRST DOWNS				THIRD DOWNS			FOURTH DOWNS		
		Total	Rush	Pass	Pen	Made	Att	Pct	Made	Att	Pct
1)	New England	14	5	8	1	6	13	46.2	0	0	---
2)	Baltimore	29	13	13	3	8	22	36.4	1	3	33.3
3)	Pittsburgh	44	8	31	5	16	39	41.0	2	4	50.0
4)	Green Bay	69	21	43	5	16	49	32.7	3	6	50.0
5)	New Orleans	19	4	13	2	6	14	42.9	0	0	---
6)	Philadelphia	20	6	13	1	8	13	61.5	0	0	---
7)	Chicago	41	10	25	6	5	25	20.0	0	0	---
8)	New York Jets	65	21	39	5	17	38	44.7	0	3	0.0



9)	Indianapolis	23	10	12	1	8	15	53.3	0	0	---
10)	Kansas City	26	4	19	3	9	17	52.9	1	1	100.0
11)	Seattle	53	18	32	3	16	31	51.6	1	3	33.3
12)	Atlanta	28	7	18	3	8	12	66.7	0	0	---
	Totals	431	127	266	38	123	288	42.7	8	20	40.0

AFC / FIRST-DOWN PLAYS BY TEAMS

Rank	Team	Yds/Play	Plays	Yards
1)	Indianapolis	7.71	24	185
2)	New England	6.22	36	224
3)	Kansas City	4.78	18	86
4)	New York Jets	4.58	74	339
5)	Pittsburgh	3.70	87	322
6)	Baltimore	2.45	53	130
	TOTAL	4.40	292	1286

AFC / FIRST-DOWN PLAYS BY OPPONENTS

Rank	Team	Yds/Play	Plays	Yards
1)	Kansas City	3.10	31	96
2)	Indianapolis	3.41	29	99
3)	Baltimore	3.57	47	168
4)	Pittsburgh	4.12	69	284
5)	New England	4.23	22	93
6)	New York Jets	5.27	89	469
	TOTAL	4.21	287	1209

NFC / FIRST-DOWN PLAYS BY TEAMS

Rank	Team	Yds/Play	Plays	Yards
1)	Philadelphia	6.77	26	176
2)	Seattle	5.89	55	324
3)	Green Bay	5.16	119	614
4)	New Orleans	4.78	40	191
5)	Chicago	4.41	59	260
6)	Atlanta	3.55	20	71
	TOTAL	5.13	319	1636

NFC / FIRST-DOWN PLAYS BY OPPONENTS

Rank	Team	Yds/Play	Plays	Yards
1)	Atlanta	4.24	33	140
2)	Seattle	4.41	70	309
3)	Philadelphia	4.44	27	120
4)	New Orleans	4.85	27	131
5)	Green Bay	5.47	104	569
6)	Chicago	7.05	63	444
	TOTAL	5.29	324	1713

NFL / FIRST-DOWN PLAYS BY TEAMS

Rank	Team	Yds/Play	Plays	Yards
1)	Indianapolis	7.71	24	185
2)	Philadelphia	6.77	26	176
3)	New England	6.22	36	224
4)	Seattle	5.89	55	324
5)	Green Bay	5.16	119	614
6)	Kansas City	4.78	18	86
7)	New Orleans	4.78	40	191
8)	New York Jets	4.58	74	339
9)	Chicago	4.41	59	260
10)	Pittsburgh	3.70	87	322
11)	Atlanta	3.55	20	71
12)	Baltimore	2.45	53	130
	TOTAL	4.78	611	2922

NFL / FIRST-DOWN PLAYS BY OPPONENTS

Rank	Team	Yds/Play	Plays	Yards
1)	Kansas City	3.10	31	96
2)	Indianapolis	3.41	29	99
3)	Baltimore	3.57	47	168
4)	Pittsburgh	4.12	69	284
5)	New England	4.23	22	93
6)	Atlanta	4.24	33	140
7)	Seattle	4.41	70	309
8)	Philadelphia	4.44	27	120
9)	New Orleans	4.85	27	131
10)	New York Jets	5.27	89	469
11)	Green Bay	5.47	104	569
12)	Chicago	7.05	63	444
	TOTAL	4.78	611	2922



AFC / KICKOFFS (Receiving Team)

Rank	Team	TotKO	AdjKO	TB	TB%	EZ	EZ%	OB	I20	Avg.Start
1)	Baltimore	8	8	1	12.5	3	37.5	0	1	29.8
2)	Indianapolis	3	3	1	33.3	2	66.7	0	1	21.7
3)	New England	5	5	0	0.0	1	20.0	0	1	31.2
4)	Pittsburgh	15	15	0	0.0	2	13.3	0	3	27.3
5)	Kansas City	7	7	2	28.6	3	42.9	1	1	27.1
6)	New York Jets	16	14	1	7.1	5	31.3	1	2	29.8
	Totals	54	52	5	9.6	16	30.8	2	9	28.4

AFC / KICKOFFS (Kicking Team)

Rank	Team	TotKO	AdjKO	TB	TB%	EZ	EZ%	OB	I20	Avg.Start
1)	Pittsburgh	17	17	2	11.8	6	35.3	1	3	28.2
2)	Baltimore	12	12	2	16.7	3	25.0	1	2	26.3
3)	New York Jets	12	12	1	8.3	3	25.0	0	2	29.8
4)	Indianapolis	5	5	1	20.0	5	100.0	0	1	27.4
5)	Kansas City	2	2	1	50.0	1	50.0	0	0	25.0
6)	New England	5	3	0	0.0	0	0.0	0	0	32.3
	Totals	53	51	7	13.7	18	35.3	2	8	28.1

NFC / KICKOFFS (Receiving Team)

Rank	Team	TotKO	AdjKO	TB	TB%	EZ	EZ%	OB	I20	Avg.Start
1)	Atlanta	8	8	0	0.0	2	25.0	0	0	36.8
2)	Seattle	13	12	1	8.3	1	7.7	0	0	31.3
3)	Chicago	9	7	0	0.0	1	11.1	0	1	30.0
4)	Philadelphia	4	4	1	25.0	2	50.0	0	1	22.3
5)	Green Bay	16	15	4	26.7	8	50.0	0	5	19.9
6)	New Orleans	8	8	0	0.0	2	25.0	1	3	24.4
	Totals	58	54	6	11.1	16	29.6	1	10	27.1

NFC / KICKOFFS (Kicking Team)

Rank	Team	TotKO	AdjKO	TB	TB%	EZ	EZ%	OB	I20	Avg.Start
1)	Seattle	13	11	0	0.0	3	23.1	1	4	23.1
2)	Green Bay	22	22	1	4.5	6	27.3	0	3	31.0
3)	Atlanta	4	3	1	33.3	2	50.0	0	2	15.7
4)	Chicago	9	9	1	11.1	1	11.1	0	1	28.6
5)	Philadelphia	4	4	1	25.0	2	50.0	0	1	19.8
6)	New Orleans	7	6	0	0.0	0	0.0	0	0	30.7
	Totals	59	55	4	7.3	14	25.5	1	11	27.3

Note: Average team drive start DOES NOT include outside kicks or kickoffs at the end of a half unless either kickoff is returned for a touchdown. All other kickoffs (returned kickoffs, fair catches, touchback and kickoffs out of bounds) are included. Kickoffs resulting in the kicking team retaining possession are not included.

ADJ KO: Adjusted kickoffs are used to compute the Avg. Team Drive Start.

I20: The number of drives that start inside (not including) the 20 yd line.

NFL / KICKOFFS (Receiving Team)

Rank	Team	TotKO	AdjKO	TB	TB%	EZ	EZ%	OB	I20	Avg.Start
1)	Atlanta	8	8	0	0.0	2	25.0	0	0	36.8
2)	Seattle	13	12	1	8.3	1	7.7	0	0	31.3
3)	Baltimore	8	8	1	12.5	3	37.5	0	1	29.8
4)	Chicago	9	7	0	0.0	1	11.1	0	1	30.0
5)	Indianapolis	3	3	1	33.3	2	66.7	0	1	21.7
6)	New England	5	5	0	0.0	1	20.0	0	1	31.2
7)	Philadelphia	4	4	1	25.0	2	50.0	0	1	22.3
8)	Pittsburgh	15	15	0	0.0	2	13.3	0	3	27.3
9)	Green Bay	16	15	4	26.7	8	50.0	0	5	19.9
10)	Kansas City	7	7	2	28.6	3	42.9	1	1	27.1
11)	New York Jets	16	14	1	7.1	5	31.3	1	2	29.8
12)	New Orleans	8	8	0	0.0	2	25.0	1	3	24.4
	Totals	112	106	11	10.4	32	30.2	3	19	27.7

NFL / KICKOFFS (Kicking Team)

Rank	Team	TotKO	AdjKO	TB	TB%	EZ	EZ%	OB	I20	Avg.Start
1)	Seattle	13	11	0	0.0	3	23.1	1	4	23.1
2)	Pittsburgh	17	17	2	11.8	6	35.3	1	3	28.2
3)	Baltimore	12	12	2	16.7	3	25.0	1	2	26.3
4)	Green Bay	22	22	1	4.5	6	27.3	0	3	31.0
5)	Atlanta	4	3	1	33.3	2	50.0	0	2	15.7
6)	New York Jets	12	12	1	8.3	3	25.0	0	2	29.8
7)	Chicago	9	9	1	11.1	1	11.1	0	1	28.6
8)	Indianapolis	5	5	1	20.0	5	100.0	0	1	27.4
9)	Philadelphia	4	4	1	25.0	2	50.0	0	1	19.8
10)	Kansas City	2	2	1	50.0	1	50.0	0	0	25.0



11) New England	5	3	0	0.0	0	0.0	0	0	32.3
12) New Orleans	7	6	0	0.0	0	0.0	0	0	30.7
Totals	112	106	11	10.4	32	30.2	3	19	27.7

Note: Average team drive start DOES NOT include onside kicks or kickoffs at the end of a half unless either kickoff is returned for a touchdown. All other kickoffs (returned kickoffs, fair catches, touchback and kickoffs out of bounds) are included. Kickoffs resulting in the kicking team retaining possession are not included.

ADJ KO: Adjusted kickoffs are used to compute the Avg. Team Drive Start.

I20: The number of drives that start inside (not including) the 20 yd line.

AFC / SINGLE-GAME HIGHS / PLAYERS

Most Points-- 12, (3 times in Non-Overtime Games)
Passing Yards-- 299, Brady, N.E. vs. NY-J, 1/16, (29-45, 299, 2 td, 1 int)
Longest Pass-- 58, Roethlisberger, Pitt. vs. Balt., 1/15, (to Brown, Antonio)
Longest Pass-- 58, Sanchez, NY-J at N.E., 1/16, (to Cotchery, Jerricho)
Passing Touchdowns-- 3, Sanchez, NY-J at N.E., 1/16, (16-25, 194, 3 td, 0 int)
Rushing Yards-- 121, Mendenhall, Pitt. vs. NY-J, 1/23, (27-121, 1 td)
Rushing Attempts-- 27, Mendenhall, Pitt. vs. NY-J, 1/23, (27-121, 1 td)
Longest Rush-- 41, Charles, K.C. vs. Balt., 1/9, td
Receptions-- 10, Heap, Balt. at K.C., 1/9, (10-108, 0 td)
Receiving Yards-- 112, Garcon, Ind. vs. NY-J, 1/8, (5-112, 1 td)
Kickoff Return Yards-- 108, Tate, N.E. vs. NY-J, 1/16, (5-108, 0 td)
Kickoff Returns-- 5, Tate, N.E. vs. NY-J, 1/16, (5-108, 0 td)
Longest Kickoff Return-- 47, Cromartie, NY-J at Ind., 1/8
Punt Return Yards-- 42, Edelman, N.E. vs. NY-J, 1/16, (2-42, 0 fc, 0 td)
Punt Returns-- 4, Brown, Pitt. at G.B., 2/6, (4-5, 0 fc, 0 td)
Longest Punt Return-- 41, Edelman, N.E. vs. NY-J, 1/16
Interceptions-- 1, (8 times in Non-Overtime Games)
Longest Interception Return-- 58, Harris, NY-J at N.E., 1/16
Sacks-- 3.0, Harrison, Pitt. vs. Balt., 1/15
Sacks-- 3.0, Suggs, Balt. at Pitt., 1/15
Scrimmage Yards-- 153, Mendenhall, Pitt. vs. NY-J, 1/23, (Rush 27-121, Rec 2-32)
Longest Punt-- 65, Weatherford, NY-J at Ind., 1/8
Punts-- 6, Weatherford, NY-J at N.E., 1/16, (6-216, 36.0)
Field Goals Made-- 3, Vinatieri, Ind. vs. NY-J, 1/8, (3-3, 50 lg)
Field Goals Made-- 3, Cundiff, Balt. at K.C., 1/9, (3-3, 29 lg)
Longest Field Goal-- 50, Vinatieri, Ind. vs. NY-J, 1/8

NFC / SINGLE-GAME HIGHS / PLAYERS

Most Points-- 12, (8 times in Non-Overtime Games)
Passing Yards-- 404, Brees, N.O. at Sea., 1/8, (39-60, 404, 2 td, 0 int)
Longest Pass-- 58, Cutler, Chi. vs. Sea., 1/16, (to Olsen, Greg, td)
Passing Touchdowns-- 4, Hasselbeck, Sea. vs. N.O., 1/8, (22-35, 272, 4 td, 1 int)
Rushing Yards-- 131, Lynch, Sea. vs. N.O., 1/8, (19-131, 1 td)
Rushing Attempts-- 25, Starks, G.B. at Atl., 1/15, (25-66, 0 td)
Rushing Attempts-- 25, Forte, Chi. vs. Sea., 1/16, (25-80, 0 td)
Longest Rush-- 67, Lynch, Sea. vs. N.O., 1/8, td
Receptions-- 10, Forte, Chi. vs. G.B., 1/23, (10-90, 0 td)
Receiving Yards-- 140, Nelson, G.B. vs. Pitt., 2/6, (9-140, 1 td)
Kickoff Return Yards-- 195, Weems, Atl. vs. G.B., 1/15, (6-195, 1 td)
Kickoff Returns-- 6, Weems, Atl. vs. G.B., 1/15, (6-195, 1 td)
Longest Kickoff Return-- 102, Weems, Atl. vs. G.B., 1/15, td
Punt Return Yards-- 30, Hester, Chi. vs. Sea., 1/16, (2-30, 3 fc, 0 td)
Punt Returns-- 3, Hester, Chi. vs. G.B., 1/23, (3-16, 0 fc, 0 td)
Punt Returns-- 3, T. Williams, G.B. at Chi., 1/23, (3-13, 0 fc, 0 td)
Longest Punt Return-- 26, Hester, Chi. vs. Sea., 1/16
Interceptions-- 2, T. Williams, G.B. at Atl., 1/15, (2-70, 1 td)
Interceptions-- 2, Shields, G.B. at Chi., 1/23, (2-40, 0 td)
Longest Interception Return-- 70, T. Williams, G.B. at Atl., 1/15, td
Sacks-- 2.0, Matthews, G.B. at Atl., 1/15
Scrimmage Yards-- 160, Forte, Chi. vs. G.B., 1/23, (Rush 17-70, Rec 10-90)
Longest Punt-- 65, Masthay, G.B. at Chi., 1/23
Punts-- 9, Ryan, Sea. at Chi., 1/16, (9-315, 35.0)
Punts-- 9, Maynard, Chi. vs. G.B., 1/23, (9-334, 37.1)
Field Goals Made-- 3, Hartley, N.O. at Sea., 1/8, (3-3, 26 lg)
Longest Field Goal-- 43, Crosby, G.B. at Atl., 1/15

NFL / SINGLE-GAME HIGHS / PLAYERS

Most Points-- 12, (11 times in Non-Overtime Games)
Passing Yards-- 404, Brees, N.O. at Sea., 1/8, (39-60, 404, 2 td, 0 int)
Longest Pass-- 58, (3 times in Non-Overtime Games)
Passing Touchdowns-- 4, Hasselbeck, Sea. vs. N.O., 1/8, (22-35, 272, 4 td, 1 int)
Rushing Yards-- 131, Lynch, Sea. vs. N.O., 1/8, (19-131, 1 td)
Rushing Attempts-- 27, Mendenhall, Pitt. vs. NY-J, 1/23, (27-121, 1 td)
Longest Rush-- 67, Lynch, Sea. vs. N.O., 1/8, td
Receptions-- 10, Heap, Balt. at K.C., 1/9, (10-108, 0 td)
Receptions-- 10, Forte, Chi. vs. G.B., 1/23, (10-90, 0 td)
Receiving Yards-- 140, Nelson, G.B. vs. Pitt., 2/6, (9-140, 1 td)



Kickoff Return Yards-- 195, Weems, Atl. vs. G.B., 1/15, (6-195, 1 td)
Kickoff Returns-- 6, Weems, Atl. vs. G.B., 1/15, (6-195, 1 td)
Longest Kickoff Return-- 102, Weems, Atl. vs. G.B., 1/15, td
Punt Return Yards-- 42, Edelman, N.E. vs. NY-J, 1/16, (2-42, 0 fc, 0 td)
Punt Returns-- 4, Brown, Pitt. at G.B., 2/6, (4-5, 0 fc, 0 td)
Longest Punt Return-- 41, Edelman, N.E. vs. NY-J, 1/16
Interceptions-- 2, T. Williams, G.B. at Atl., 1/15, (2-70, 1 td)
Interceptions-- 2, Shields, G.B. at Chi., 1/23, (2-40, 0 td)
Longest Interception Return-- 70, T. Williams, G.B. at Atl., 1/15, td
Sacks-- 3.0, Harrison, Pitt. vs. Balt., 1/15
Sacks-- 3.0, Suggs, Balt. at Pitt., 1/15
Scrimmage Yards-- 160, Forte, Chi. vs. G.B., 1/23, (Rush 17-70, Rec 10-90)
Longest Punt-- 65, Weatherford, NY-J at Ind., 1/8
Longest Punt-- 65, Masthay, G.B. at Chi., 1/23
Punts-- 9, Ryan, Sea. at Chi., 1/16, (9-315, 35.0)
Punts-- 9, Maynard, Chi. vs. G.B., 1/23, (9-334, 37.1)
Field Goals Made-- 3, (3 times in Non-Overtime Games)
Longest Field Goal-- 50, Vinatieri, Ind. vs. NY-J, 1/8

300-Yard Passing Games

404, Brees, NO at SEA 01/08 (39-60, 2 TD)
 366, Rodgers, GB at ATL 01/15 (31-36, 3 TD)
 304, Rodgers, GB vs. PIT 02/06 (24-39, 3 TD)

100-Yard Receiving Games

140, Nelson, GB vs. PIT 02/06 (9 rec., 1 TD)
 130, Jennings, GB at CHI 01/23 (8 rec., 0 TD)
 113, Olsen, CHI vs. SEA 01/16 (3 rec., 1 TD)
 112, Garcon, IND vs. NYJ 01/08 (5 rec., 1 TD)
 108, Heap, BAL at KC 01/09 (10 rec., 0 TD)
 101, Jennings, GB at ATL 01/15 (8 rec., 0 TD)

100-Yard Rushing Games

131, Lynch, SEA vs. NO 01/08 (19 att., 1 TD)
 123, Starks, GB at PHI 01/09 (23 att., 0 TD)
 121, Mendenhall, PIT vs. NYJ 01/23 (27 att., 1 TD)

AFC / LEADING PASSERS

Player, Team	Att Comp		Pct	Avg		Pct			Pct Rating	
	Comp	Yds	Gain	TD	TD	Long	Int	Int	Points	
Manning, Ind.	26	18	69.2	225	8.65	1	3.8	57t	0	0.0 108.7
Sanchez, NY-J	89	54	60.7	616	6.92	5	5.6	58	1	1.1 95.5
Flacco, Bal.	64	41	64.1	390	6.09	3	4.7	28	1	1.6 90.0
Brady, N.E.	45	29	64.4	299	6.64	2	4.4	37	1	2.2 89.0
Roethlisberger, Pit.	91	54	59.3	622	6.84	4	4.4	58	4	4.4 76.4
Cassel, K.C.	18	9	50.0	70	3.89	0	0.0	22	3	16.7 20.4

AFC / LEADING PASSERS, RANKS

Player, Team	Att Comp		Pct	Avg		Pct			Pct Rating	
	Comp	Yds	Gain	TD	TD	Long	Int	Int	Points	
Manning, Ind.	5	5	1	5	1	5	5	1	1	1
Sanchez, NY-J	2	1t	4	2	2	1	1	2t	2	2
Flacco, Bal.	3	3	3	3	5	3	2	2t	3	3
Brady, N.E.	4	4	2	4	4	4	3	2t	4	4
Roethlisberger, Pit.	1	1t	5	1	3	2	4	6	5	5
Cassel, K.C.	6	6	6	6	6	6	6	5	6	6

NFC / LEADING PASSERS

Player, Team	Att Comp		Pct	Avg		Pct			Pct Rating	
	Comp	Yds	Gain	TD	TD	Long	Int	Int	Points	
Rodgers, G.B.	132	90	68.2	1094	8.29	9	6.8	38	2	1.5 109.8
Hasselbeck, Sea.	81	48	59.3	530	6.54	7	8.6	46	1	1.2 102.4
Brees, N.O.	60	39	65.0	404	6.73	2	3.3	40	0	0.0 95.4
Cutler, Chi.	42	21	50.0	354	8.43	2	4.8	58t	1	2.4 84.8
Vick, Phi.	36	20	55.6	292	8.11	1	2.8	44	1	2.8 79.9
Ryan, Atl.	29	20	69.0	186	6.41	1	3.4	22	2	6.9 69.0

NFC / LEADING PASSERS, RANKS

Player, Team	Att Comp		Pct	Avg		Pct			Pct Rating	
	Comp	Yds	Gain	TD	TD	Long	Int	Int	Points	
Rodgers, G.B.	1	1	2	1	2	1	2	5t	3	1
Hasselbeck, Sea.	2	2	4	2	5	2	1	2t	2	2
Brees, N.O.	3	3	3	3	4	3t	5	1	1	3
Cutler, Chi.	4	4	6	4	1	3t	3	2t	4	4
Vick, Phi.	5	5t	5	5	3	5t	6	2t	5	5
Ryan, Atl.	6	5t	1	6	6	5t	4	5t	6	6



NFL / LEADING PASSERS

Player, Team	Pct			Avg			Pct			Pct Rating	
	Att	Comp	Comp	Yds	Gain	TD	TD	Long	Int	Int	Points
Rodgers, G.B.	132	90	68.2	1094	8.29	9	6.8	38	2	1.5	109.8
Manning, Ind.	26	18	69.2	225	8.65	1	3.8	57t	0	0.0	108.7
Hasselbeck, Sea.	81	48	59.3	530	6.54	7	8.6	46	1	1.2	102.4
Sanchez, NY-J	89	54	60.7	616	6.92	5	5.6	58	1	1.1	95.5
Brees, N.O.	60	39	65.0	404	6.73	2	3.3	40	0	0.0	95.4
Flacco, Bal.	64	41	64.1	390	6.09	3	4.7	28	1	1.6	90.0
Brady, N.E.	45	29	64.4	299	6.64	2	4.4	37	1	2.2	89.0
Cutler, Chi.	42	21	50.0	354	8.43	2	4.8	58t	1	2.4	84.8
Vick, Phi.	36	20	55.6	292	8.11	1	2.8	44	1	2.8	79.9
Roethlisberger, Pit.	91	54	59.3	622	6.84	4	4.4	58	4	4.4	76.4
Ryan, Atl.	29	20	69.0	186	6.41	1	3.4	22	2	6.9	69.0
Cassel, K.C.	18	9	50.0	70	3.89	0	0.0	22	3	16.7	20.4

NFL / LEADING PASSERS, RANKS

Player, Team	Pct			Avg			Pct			Pct Rating	
	Att	Comp	Comp	Yds	Gain	TD	TD	Long	Int	Int	Points
Rodgers, G.B.	1	1	3	1	3	1	2	9t	5	1	
Manning, Ind.	11	11	1	10	1	9t	8	1t	1t	2	
Hasselbeck, Sea.	4	4	9	4	9	2	1	3t	4	3	
Sanchez, NY-J	3	2t	7	3	5	3	3	3t	3	4	
Brees, N.O.	6	6	4	5	7	6t	10	1t	1t	5	
Flacco, Bal.	5	5	6	6	11	5	5	3t	6	6	
Brady, N.E.	7	7	5	8	8	6t	6	3t	7	7	
Cutler, Chi.	8	8	11t	7	2	6t	4	3t	8	8	
Vick, Phi.	9	9t	10	9	4	9t	11	3t	9	9	
Roethlisberger, Pit.	2	2t	8	2	6	4	7	12	10	10	
Ryan, Atl.	10	9t	2	11	10	9t	9	9t	11	11	
Cassel, K.C.	13	13	11t	13	12	13t	12	11	12	12	

AFC / FOURTH-QUARTER PASSING LEADERS

Rank	Player, Team	Att	Comp	Comp%	Yards	YPA	TD	TD%	Int	Int%	Rating
1)	Sanchez, NY-J	23	18	78.3	221	9.61	2	8.7	0	0.0	135.7
2)	Roethlisberger, Pit.	23	13	56.5	204	8.87	1	4.3	0	0.0	100.6
3)	Brady, N.E.	19	12	63.2	110	5.79	1	5.3	0	0.0	96.4
4)	Manning, Ind.	10	6	60.0	76	7.60	0	0.0	0	0.0	83.8
5)	Flacco, Bal.	11	6	54.5	58	5.27	0	0.0	0	0.0	69.5
6)	Cassel, K.C.	3	0	0.0	0	0.00	0	0.0	1	33.3	0.0

NFC / FOURTH-QUARTER PASSING LEADERS

Rank	Player, Team	Att	Comp	Comp%	Yards	YPA	TD	TD%	Int	Int%	Rating
1)	Hasselbeck, Sea.	26	15	57.7	180	6.92	3	11.5	0	0.0	117.5
2)	Cutler, Chi.	7	3	42.9	64	9.14	1	14.3	0	0.0	115.5
3)	Ryan, Atl.	9	6	66.7	29	3.22	1	11.1	0	0.0	108.1
4)	Brees, N.O.	20	14	70.0	142	7.10	1	5.0	0	0.0	106.7
5)	Rodgers, G.B.	24	16	66.7	187	7.79	1	4.2	0	0.0	104.0
6)	Hanie, Chi.	20	13	65.0	153	7.65	1	5.0	2	10.0	65.2
7)	Vick, Phi.	14	8	57.1	114	8.14	0	0.0	1	7.1	53.9

NFL / FOURTH-QUARTER PASSING LEADERS

Rank	Player, Team	Att	Comp	Comp%	Yards	YPA	TD	TD%	Int	Int%	Rating
1)	Sanchez, NY-J	23	18	78.3	221	9.61	2	8.7	0	0.0	135.7
2)	Hasselbeck, Sea.	26	15	57.7	180	6.92	3	11.5	0	0.0	117.5
3)	Cutler, Chi.	7	3	42.9	64	9.14	1	14.3	0	0.0	115.5
4)	Ryan, Atl.	9	6	66.7	29	3.22	1	11.1	0	0.0	108.1
5)	Brees, N.O.	20	14	70.0	142	7.10	1	5.0	0	0.0	106.7
6)	Rodgers, G.B.	24	16	66.7	187	7.79	1	4.2	0	0.0	104.0
7)	Roethlisberger, Pit.	23	13	56.5	204	8.87	1	4.3	0	0.0	100.6
8)	Brady, N.E.	19	12	63.2	110	5.79	1	5.3	0	0.0	96.4
9)	Manning, Ind.	10	6	60.0	76	7.60	0	0.0	0	0.0	83.8
10)	Flacco, Bal.	11	6	54.5	58	5.27	0	0.0	0	0.0	69.5
11)	Hanie, Chi.	20	13	65.0	153	7.65	1	5.0	2	10.0	65.2
12)	Vick, Phi.	14	8	57.1	114	8.14	0	0.0	1	7.1	53.9
13)	Cassel, K.C.	3	0	0.0	0	0.00	0	0.0	1	33.3	0.0

AFC / THIRD-DOWN PASSING LEADERS

Rank	Player, Team	Att	Comp	Comp%	Yards	YPA	TD	TD%	Int	Int%	Rating
1)	Roethlisberger, Pit.	24	15	62.5	223	9.29	2	8.3	0	0.0	120.7
2)	Flacco, Bal.	22	15	68.2	132	6.00	2	9.1	0	0.0	114.2
3)	Sanchez, NY-J	31	18	58.1	185	5.97	2	6.5	1	3.2	83.4
4t)	Brady, N.E.	9	6	66.7	42	4.67	0	0.0	0	0.0	77.1
4t)	Manning, Ind.	6	4	66.7	28	4.67	0	0.0	0	0.0	77.1
6)	Cassel, K.C.	5	3	60.0	27	5.40	0	0.0	1	20.0	35.0

NFC / THIRD-DOWN PASSING LEADERS

Rank	Player, Team	Att	Comp	Comp%	Yards	YPA	TD	TD%	Int	Int%	Rating
1)	Rodgers, G.B.	36	23	63.9	372	10.33	1	2.8	1	2.8	96.1
2)	Hasselbeck, Sea.	23	10	43.5	159	6.91	3	13.0	1	4.3	88.6
3)	Vick, Phi.	7	5	71.4	44	6.29	0	0.0	0	0.0	87.8
4)	Brees, N.O.	10	6	60.0	50	5.00	0	0.0	0	0.0	72.9
5)	Ryan, Atl.	8	6	75.0	63	7.88	0	0.0	1	12.5	57.8



NFL / THIRD-DOWN PASSING LEADERS

Rank	Player, Team	Att	Comp	Comp%	Yards	YPA	TD	TD%	Int	Int%	Rating
1)	Roethlisberger, Pit.	24	15	62.5	223	9.29	2	8.3	0	0.0	120.7
2)	Flacco, Bal.	22	15	68.2	132	6.00	2	9.1	0	0.0	114.2
3)	Rodgers, G.B.	36	23	63.9	372	10.33	1	2.8	1	2.8	96.1
4)	Hasselbeck, Sea.	23	10	43.5	159	6.91	3	13.0	1	4.3	88.6
5)	Vick, Phi.	7	5	71.4	44	6.29	0	0.0	0	0.0	87.8
6)	Sanchez, NY-J	31	18	58.1	185	5.97	2	6.5	1	3.2	83.4
7t)	Brady, N.E.	9	6	66.7	42	4.67	0	0.0	0	0.0	77.1
7t)	Manning, Ind.	6	4	66.7	28	4.67	0	0.0	0	0.0	77.1
9)	Brees, N.O.	10	6	60.0	50	5.00	0	0.0	0	0.0	72.9
10)	Ryan, Atl.	8	6	75.0	63	7.88	0	0.0	1	12.5	57.8
11)	Cassel, K.C.	5	3	60.0	27	5.40	0	0.0	1	20.0	35.0

AFC / LEADING RUSHERS

Rank	Player, Team	Att	Yards	Avg	Long	TD
1)	Mendenhall, Pit.	61	230	3.8	35	4
2)	Greene, NY-J	45	198	4.4	23	1
3)	Tomlinson, NY-J	35	141	4.0	23	2
4)	Rice, Bal.	29	89	3.1	14t	1
5)	Charles, K.C.	9	82	9.1	41t	1
6)	Roethlisberger, Pit. (QB)	21	63	3.0	18	1
7)	Addai, Ind.	13	60	4.6	14	0
8)	Redman, Pit.	7	50	7.1	16	0
9)	McGahee, Bal.	14	48	3.4	25t	1
10)	Woodhead, N.E.	14	46	3.3	8	0
11)	Green-Ellis, N.E.	9	43	4.8	10	0
12)	Rhodes, Ind.	14	33	2.4	9	0
13)	Flacco, Bal. (QB)	9	25	2.8	13	0
14)	Moore, Pit.	6	22	3.7	7	0
15)	Jones, K.C.	5	15	3.0	10	0
16)	Parmelee, Bal.	4	13	3.3	6	0
17t)	Edelman, N.E. (WR)	1	11	11.0	11	0
17t)	Sanchez, NY-J (QB)	5	11	2.2	6	0
17t)	B. Smith, NY-J (WR)	2	11	5.5	8	0
17t)	Tate, N.E. (WR)	1	11	11.0	11	0
21)	Cassel, K.C. (QB)	3	6	2.0	5	0
22)	*McCluster, K.C. (WR)	2	5	2.5	3	0
23t)	Brady, N.E. (QB)	2	2	1.0	3	0
23t)	*McKnight, NY-J	1	2	2.0	2	0
25t)	L. McClain, Bal.	1	1	1.0	1	0
25t)	Stallworth, Bal. (WR)	1	1	1.0	1	0

NFC / LEADING RUSHERS

Rank	Player, Team	Att	Yards	Avg	Long	TD
1)	*Starks, G.B.	81	315	3.9	27	1
2)	Forte, Chi.	42	150	3.6	14	0
3)	Lynch, Sea.	23	133	5.8	67t	1
4)	J. Jones, N.O.	15	59	3.9	15	2
5)	Rodgers, G.B. (QB)	14	54	3.9	25	2
6)	Cutler, Chi. (QB)	10	53	5.3	21	2
7t)	McCoy, Phi.	12	46	3.8	9	0
7t)	Taylor, Chi.	14	46	3.3	11	2
9)	Turner, Atl.	10	39	3.9	12t	1
10)	Vick, Phi. (QB)	8	32	4.0	14	1
11)	Forsett, Sea.	8	29	3.6	8	0
12)	B. Jackson, G.B.	6	28	4.7	13	0
13)	*Tate, Sea. (WR)	1	13	13.0	13	0
14)	Bush, N.O.	5	12	2.4	4	0
15)	Washington, Sea.	1	9	9.0	9	0
16)	Kuhn, G.B.	6	8	1.3	4	1
17)	Bennett, Chi. (WR)	2	7	3.5	9	0
18)	Brees, N.O. (QB)	2	6	3.0	6	0
19)	G. Johnson, Atl.	1	4	4.0	4	0
20t)	Hanie, Chi. (QB)	1	3	3.0	3	0
20t)	Harrison, Phi.	1	3	3.0	3	0
22t)	Mughelli, Atl.	1	1	1.0	1	0
22t)	M. Robinson, Sea.	1	1	1.0	1	0
22t)	Snelling, Atl.	1	1	1.0	1	0

NFL / LEADING RUSHERS

Rank	Player, Team	Att	Yards	Avg	Long	TD
1)	*Starks, G.B.	81	315	3.9	27	1
2)	Mendenhall, Pit.	61	230	3.8	35	4
3)	Greene, NY-J	45	198	4.4	23	1
4)	Forte, Chi.	42	150	3.6	14	0
5)	Tomlinson, NY-J	35	141	4.0	23	2
6)	Lynch, Sea.	23	133	5.8	67t	1
7)	Rice, Bal.	29	89	3.1	14t	1
8)	Charles, K.C.	9	82	9.1	41t	1
9)	Roethlisberger, Pit. (QB)	21	63	3.0	18	1
10)	Addai, Ind.	13	60	4.6	14	0



11)	J. Jones, N.O.	15	59	3.9	15	2
12)	Rodgers, G.B. (QB)	14	54	3.9	25	2
13)	Cutler, Chi. (QB)	10	53	5.3	21	2
14)	Redman, Pit.	7	50	7.1	16	0
15)	McGahee, Bal.	14	48	3.4	25t	1
16t)	McCoy, Phi.	12	46	3.8	9	0
16t)	Taylor, Chi.	14	46	3.3	11	2
16t)	Woodhead, N.E.	14	46	3.3	8	0
19)	Green-Ellis, N.E.	9	43	4.8	10	0
20)	Turner, Atl.	10	39	3.9	12t	1
21)	Rhodes, Ind.	14	33	2.4	9	0
22)	Vick, Phi. (QB)	8	32	4.0	14	1
23)	Forsett, Sea.	8	29	3.6	8	0
24)	B. Jackson, G.B.	6	28	4.7	13	0
25)	Flacco, Bal. (QB)	9	25	2.8	13	0
26)	Moore, Pit.	6	22	3.7	7	0
27)	Jones, K.C.	5	15	3.0	10	0
28t)	Parmele, Bal.	4	13	3.3	6	0
28t)	*Tate, Sea. (WR)	1	13	13.0	13	0
30)	Bush, N.O.	5	12	2.4	4	0
31t)	Edelman, N.E. (WR)	1	11	11.0	11	0
31t)	Sanchez, NY-J (QB)	5	11	2.2	6	0
31t)	B. Smith, NY-J (WR)	2	11	5.5	8	0
31t)	Tate, N.E. (WR)	1	11	11.0	11	0
35)	Washington, Sea.	1	9	9.0	9	0
36)	Kuhn, G.B.	6	8	1.3	4	1
37)	Bennett, Chi. (WR)	2	7	3.5	9	0
38t)	Brees, N.O. (QB)	2	6	3.0	6	0
38t)	Cassel, K.C. (QB)	3	6	2.0	5	0
40)	*McCluster, K.C. (WR)	2	5	2.5	3	0
41)	G. Johnson, Atl.	1	4	4.0	4	0
42t)	Hanie, Chi. (QB)	1	3	3.0	3	0
42t)	Harrison, Phi.	1	3	3.0	3	0
44t)	Brady, N.E. (QB)	2	2	1.0	3	0
44t)	*McKnight, NY-J	1	2	2.0	2	0
46t)	L. McClain, Bal.	1	1	1.0	1	0
46t)	Mughelli, Atl.	1	1	1.0	1	0
46t)	M. Robinson, Sea.	1	1	1.0	1	0
46t)	Snelling, Atl.	1	1	1.0	1	0
46t)	Stallworth, Bal. (WR)	1	1	1.0	1	0

AFC / THIRD-AND-ONE RUSHING LEADERS

Rank	Player, Team	Att	FD	Pct
1t)	Brady, N.E.	1	1	100.0
1t)	Greene, NY-J	1	1	100.0
1t)	Moore, Pit.	1	1	100.0
1t)	Parmele, Bal.	1	1	100.0
1t)	Rice, Bal.	1	1	100.0
1t)	Sanchez, NY-J	1	1	100.0
7t)	Redman, Pit.	3	2	66.7
7t)	Rhodes, Ind.	3	2	66.7
9)	Tomlinson, NY-J	2	1	50.0

NFC / THIRD-AND-ONE RUSHING LEADERS

Rank	Player, Team	Att	FD	Pct
1t)	Forsett, Sea.	1	1	100.0
1t)	Rodgers, G.B.	1	1	100.0
1t)	Taylor, Chi.	1	1	100.0
4t)	Forte, Chi.	2	1	50.0
4t)	Kuhn, G.B.	2	1	50.0
4t)	*Starks, G.B.	2	1	50.0

NFL / THIRD-AND-ONE RUSHING LEADERS

Rank	Player, Team	Att	FD	Pct
1t)	Brady, N.E.	1	1	100.0
1t)	Forsett, Sea.	1	1	100.0
1t)	Greene, NY-J	1	1	100.0
1t)	Moore, Pit.	1	1	100.0
1t)	Parmele, Bal.	1	1	100.0
1t)	Rice, Bal.	1	1	100.0
1t)	Rodgers, G.B.	1	1	100.0
1t)	Sanchez, NY-J	1	1	100.0
1t)	Taylor, Chi.	1	1	100.0
10t)	Redman, Pit.	3	2	66.7
10t)	Rhodes, Ind.	3	2	66.7
12t)	Forte, Chi.	2	1	50.0
12t)	Kuhn, G.B.	2	1	50.0
12t)	*Starks, G.B.	2	1	50.0
12t)	Tomlinson, NY-J	2	1	50.0

AFC / LEADERS IN RECEPTIONS

Rank	Player, Team	Rec	Yards	Avg	Long	TD
1)	Keller, NY-J (TE)	14	121	8.6	20	0



2t)	Heap, Bal. (TE)	13	151	11.6	21	1
2t)	Wallace, Pit.	13	115	8.8	25t	1
4t)	Cotchery, NY-J	12	146	12.2	58	1
4t)	Ward, Pit.	12	117	9.8	17	2
4t)	Rice, Bal. (RB)	12	74	6.2	11	1
7t)	Edwards, NY-J	9	164	18.2	37	1
7t)	Holmes, NY-J	9	127	14.1	45t	2
7t)	Miller, Pit. (TE)	9	89	9.9	24	1
10t)	*Sanders, Pit.	7	91	13.0	20	0
10t)	Welker, N.E.	7	57	8.1	13	0
12t)	Boldin, Bal.	6	62	10.3	27	1
12t)	*White, Ind.	6	54	9.0	23	0
12t)	Woodhead, N.E. (RB)	6	52	8.7	19	0
12t)	Tomlinson, NY-J (RB)	6	19	3.2	13	1
16t)	Garcon, Ind.	5	112	22.4	57t	1
16t)	*Brown, Pit.	5	90	18.0	58	0
16t)	Branch, N.E.	5	59	11.8	16	1
16t)	Tamme, Ind. (TE)	5	46	9.2	15	0
20t)	Houshmandzadeh, Bal.	4	66	16.5	28	0
20t)	*Gronkowski, N.E. (TE)	4	65	16.3	37	0
20t)	Mendenhall, Pit. (RB)	4	52	13.0	18	0
20t)	McGahee, Bal. (RB)	4	24	6.0	10	0
20t)	*McCluster, K.C.	4	17	4.3	8	0
25)	Crumpler, N.E. (TE)	3	39	13.0	28	1
26t)	Randle EL, Pit.	2	50	25.0	37	0
26t)	B. Smith, NY-J	2	25	12.5	16	0
26t)	Green-Ellis, N.E. (RB)	2	11	5.5	7	0
29t)	*Moeaki, K.C. (TE)	1	22	22.0	22	0
29t)	Charles, K.C. (RB)	1	15	15.0	15	0
29t)	Edelman, N.E.	1	12	12.0	12	0
29t)	Rhodes, Ind. (RB)	1	12	12.0	12	0
29t)	Mason, Bal.	1	11	11.0	11	0
29t)	Greene, NY-J (RB)	1	9	9.0	9	0
29t)	Moore, Pit. (RB)	1	9	9.0	9	0
29t)	Spaeth, Pit. (TE)	1	9	9.0	9	0
29t)	Jones, K.C. (RB)	1	8	8.0	8	0
29t)	Hartsock, NY-J (TE)	1	5	5.0	5	0
29t)	*Tucker, K.C.	1	5	5.0	5	0
29t)	*Hernandez, N.E. (TE)	1	4	4.0	4	0
29t)	Curtis, K.C.	1	3	3.0	3	0
29t)	*Dickson, Bal. (TE)	1	2	2.0	2	0
29t)	Wayne, Ind.	1	1	1.0	1	0

NFC / LEADERS IN RECEPTIONS

Rank	Player, Team	Rec	Yards	Avg	Long	TD
1t)	Jennings, G.B.	21	303	14.4	31	2
1t)	Nelson, G.B.	21	286	13.6	38	2
3)	Driver, G.B.	14	169	12.1	24	0
4)	Forte, Chi. (RB)	13	144	11.1	26	0
5)	Stokley, Sea.	12	158	13.2	45t	2
6)	J. Jones, G.B.	11	144	13.1	34	2
7t)	Obomanu, Sea.	9	111	12.3	46	0
7t)	M. Williams, Sea.	9	83	9.2	38t	3
9t)	Avant, Phi.	7	93	13.3	24t	1
9t)	Henderson, N.O.	7	77	11.0	40	1
11t)	Olsen, Chi. (TE)	6	143	23.8	58t	1
11t)	Knox, Chi.	6	104	17.3	32	0
11t)	Jenkins, Atl.	6	67	11.2	22	0
11t)	J. Jones, N.O. (RB)	6	61	10.2	33	0
11t)	White, Atl.	6	57	9.5	12	1
11t)	Kuhn, G.B. (RB)	6	53	8.8	16	1
17t)	B. Jackson, G.B. (RB)	5	64	12.8	16t	1
17t)	*Quarless, G.B. (TE)	5	46	9.2	15	0
17t)	Bush, N.O. (RB)	5	37	7.4	14	0
17t)	Forsett, Sea. (RB)	5	37	7.4	16	0
21t)	Colston, N.O.	4	66	16.5	30	0
21t)	Morraha, Sea. (TE)	4	64	16.0	39	0
21t)	Bennett, Chi.	4	58	14.5	35t	1
21t)	Moore, N.O.	4	49	12.3	18	0
21t)	Finneran, Atl.	4	47	11.8	19	0
21t)	D. Thomas, N.O. (TE)	4	38	9.5	16	0
21t)	McCoy, Phi. (RB)	4	36	9.0	16	0
21t)	Carlson, Sea. (TE)	4	31	7.8	14	2
21t)	H. Evans, N.O. (RB)	4	23	5.8	8	1
30t)	Maclin, Phi.	3	73	24.3	44	0
30t)	Meachem, N.O.	3	29	9.7	11	0
30t)	*Starks, G.B. (RB)	3	15	5.0	8	0
33t)	D. Jackson, Phi.	2	47	23.5	28	0
33t)	K. Davis, Chi. (TE)	2	42	21.0	39t	1
33t)	Martin, Sea.	2	28	14.0	15	0
33t)	Celek, Phi. (TE)	2	25	12.5	16	0
33t)	Shockey, N.O. (TE)	2	24	12.0	19	0
33t)	*R. Cooper, Phi.	2	18	9.0	11	0



33t) Crabtree, G.B. (TE)	2	8	4.0	7t	1
33t) Snelling, Atl. (RB)	2	6	3.0	4	0
33t) Hester, Chi.	2	4	2.0	6	0
42t) Taylor, Chi. (RB)	1	12	12.0	12	0
42t) Washington, Sea. (RB)	1	10	10.0	10	0
42t) Gonzalez, Atl. (TE)	1	7	7.0	7	0
42t) *Tate, Sea.	1	5	5.0	5	0
42t) Q. Johnson, G.B. (RB)	1	4	4.0	4	0
42t) M. Robinson, Sea. (RB)	1	3	3.0	3	0
42t) Douglas, Atl.	1	2	2.0	2	0
42t) Hall, G.B. (RB)	1	2	2.0	2	0

NFL / LEADERS IN RECEPTIONS

Rank	Player, Team	Rec	Yards	Avg	Long	TD
1t)	Jennings, G.B.	21	303	14.4	31	2
1t)	Nelson, G.B.	21	286	13.6	38	2
3t)	Driver, G.B.	14	169	12.1	24	0
3t)	Keller, NY-J (TE)	14	121	8.6	20	0
5t)	Heap, Bal. (TE)	13	151	11.6	21	1
5t)	Forte, Chi. (RB)	13	144	11.1	26	0
5t)	Wallace, Pit.	13	115	8.8	25t	1
8t)	Stokley, Sea.	12	158	13.2	45t	2
8t)	Cotchery, NY-J	12	146	12.2	58	1
8t)	Ward, Pit.	12	117	9.8	17	2
8t)	Rice, Bal. (RB)	12	74	6.2	11	1
12)	J. Jones, G.B.	11	144	13.1	34	2
13t)	Edwards, NY-J	9	164	18.2	37	1
13t)	Holmes, NY-J	9	127	14.1	45t	2
13t)	Obomanu, Sea.	9	111	12.3	46	0
13t)	Miller, Pit. (TE)	9	89	9.9	24	1
13t)	M. Williams, Sea.	9	83	9.2	38t	3
18t)	Avant, Phi.	7	93	13.3	24t	1
18t)	*Sanders, Pit.	7	91	13.0	20	0
18t)	Henderson, N.O.	7	77	11.0	40	1
18t)	Welker, N.E.	7	57	8.1	13	0
22t)	Olsen, Chi. (TE)	6	143	23.8	58t	1
22t)	Knox, Chi.	6	104	17.3	32	0
22t)	Jenkins, Atl.	6	67	11.2	22	0
22t)	Boldin, Bal.	6	62	10.3	27	1
22t)	J. Jones, N.O. (RB)	6	61	10.2	33	0
22t)	White, Atl.	6	57	9.5	12	1
22t)	*White, Ind.	6	54	9.0	23	0
22t)	Kuhn, G.B. (RB)	6	53	8.8	16	1
22t)	Woodhead, N.E. (RB)	6	52	8.7	19	0
22t)	Tomlinson, NY-J (RB)	6	19	3.2	13	1
32t)	Garcon, Ind.	5	112	22.4	57t	1
32t)	*Brown, Pit.	5	90	18.0	58	0
32t)	B. Jackson, G.B. (RB)	5	64	12.8	16t	1
32t)	Branch, N.E.	5	59	11.8	16	1
32t)	*Quarless, G.B. (TE)	5	46	9.2	15	0
32t)	Tamme, Ind. (TE)	5	46	9.2	15	0
32t)	Bush, N.O. (RB)	5	37	7.4	14	0
32t)	Forsett, Sea. (RB)	5	37	7.4	16	0
40t)	Colston, N.O.	4	66	16.5	30	0
40t)	Houshmandzadeh, Bal.	4	66	16.5	28	0
40t)	*Gronkowski, N.E. (TE)	4	65	16.3	37	0
40t)	Morraah, Sea. (TE)	4	64	16.0	39	0
40t)	Bennett, Chi.	4	58	14.5	35t	1
40t)	Mendenhall, Pit. (RB)	4	52	13.0	18	0
40t)	Moore, N.O.	4	49	12.3	18	0
40t)	Finneran, Atl.	4	47	11.8	19	0
40t)	D. Thomas, N.O. (TE)	4	38	9.5	16	0
40t)	McCoy, Phi. (RB)	4	36	9.0	16	0
40t)	Carlson, Sea. (TE)	4	31	7.8	14	2
40t)	McGahee, Bal. (RB)	4	24	6.0	10	0
40t)	H. Evans, N.O. (RB)	4	23	5.8	8	1
40t)	*McCluster, K.C.	4	17	4.3	8	0

AFC / RECEIVING YARDAGE LEADERS

Rank	Player, Team	Yards	Rec	Avg	Long	TD
1)	Edwards, NY-J	164	9	18.2	37	1
2)	Heap, Bal. (TE)	151	13	11.6	21	1
3)	Cotchery, NY-J	146	12	12.2	58	1
4)	Holmes, NY-J	127	9	14.1	45t	2
5)	Keller, NY-J (TE)	121	14	8.6	20	0
6)	Ward, Pit.	117	12	9.8	17	2
7)	Wallace, Pit.	115	13	8.8	25t	1
8)	Garcon, Ind.	112	5	22.4	57t	1
9)	*Sanders, Pit.	91	7	13.0	20	0
10)	*Brown, Pit.	90	5	18.0	58	0
11)	Miller, Pit. (TE)	89	9	9.9	24	1
12)	Rice, Bal. (RB)	74	12	6.2	11	1
13)	Houshmandzadeh, Bal.	66	4	16.5	28	0



14)	*Gronkowski, N.E. (TE)	65	4	16.3	37	0
15)	Boldin, Bal.	62	6	10.3	27	1
16)	Branch, N.E.	59	5	11.8	16	1
17)	Welker, N.E.	57	7	8.1	13	0
18)	*White, Ind.	54	6	9.0	23	0
19t)	Mendenhall, Pit. (RB)	52	4	13.0	18	0
19t)	Woodhead, N.E. (RB)	52	6	8.7	19	0
21)	Randle EL, Pit.	50	2	25.0	37	0
22)	Tamme, Ind. (TE)	46	5	9.2	15	0
23)	Crumpler, N.E. (TE)	39	3	13.0	28	1
24)	B. Smith, NY-J	25	2	12.5	16	0
25)	McGahee, Bal. (RB)	24	4	6.0	10	0
26)	*Moeaki, K.C. (TE)	22	1	22.0	22	0
27)	Tomlinson, NY-J (RB)	19	6	3.2	13	1
28)	*McCluster, K.C.	17	4	4.3	8	0
29)	Charles, K.C. (RB)	15	1	15.0	15	0
30t)	Edelman, N.E.	12	1	12.0	12	0
30t)	Rhodes, Ind. (RB)	12	1	12.0	12	0
32t)	Green-Ellis, N.E. (RB)	11	2	5.5	7	0
32t)	Mason, Bal.	11	1	11.0	11	0
34t)	Greene, NY-J (RB)	9	1	9.0	9	0
34t)	Moore, Pit. (RB)	9	1	9.0	9	0
34t)	Spaeth, Pit. (TE)	9	1	9.0	9	0
37)	Jones, K.C. (RB)	8	1	8.0	8	0
38t)	Hartsock, NY-J (TE)	5	1	5.0	5	0
38t)	*Tucker, K.C.	5	1	5.0	5	0
40)	*Hernandez, N.E. (TE)	4	1	4.0	4	0
41)	Curtis, K.C.	3	1	3.0	3	0
42)	*Dickson, Bal. (TE)	2	1	2.0	2	0
43)	Wayne, Ind.	1	1	1.0	1	0

NFC / RECEIVING YARDAGE LEADERS

Rank	Player, Team	Yards	Rec	Avg	Long	TD
1)	Jennings, G.B.	303	21	14.4	31	2
2)	Nelson, G.B.	286	21	13.6	38	2
3)	Driver, G.B.	169	14	12.1	24	0
4)	Stokley, Sea.	158	12	13.2	45t	2
5t)	Forte, Chi. (RB)	144	13	11.1	26	0
5t)	J. Jones, G.B.	144	11	13.1	34	2
7)	Olsen, Chi. (TE)	143	6	23.8	58t	1
8)	Obomanu, Sea.	111	9	12.3	46	0
9)	Knox, Chi.	104	6	17.3	32	0
10)	Avant, Phi.	93	7	13.3	24t	1
11)	M. Williams, Sea.	83	9	9.2	38t	3
12)	Henderson, N.O.	77	7	11.0	40	1
13)	Maclin, Phi.	73	3	24.3	44	0
14)	Jenkins, Atl.	67	6	11.2	22	0
15)	Colston, N.O.	66	4	16.5	30	0
16t)	B. Jackson, G.B. (RB)	64	5	12.8	16t	1
16t)	Morraah, Sea. (TE)	64	4	16.0	39	0
18)	J. Jones, N.O. (RB)	61	6	10.2	33	0
19)	Bennett, Chi.	58	4	14.5	35t	1
20)	White, Atl.	57	6	9.5	12	1
21)	Kuhn, G.B. (RB)	53	6	8.8	16	1
22)	Moore, N.O.	49	4	12.3	18	0
23t)	Finneran, Atl.	47	4	11.8	19	0
23t)	D. Jackson, Phi.	47	2	23.5	28	0
25)	*Quarless, G.B. (TE)	46	5	9.2	15	0
26)	K. Davis, Chi. (TE)	42	2	21.0	39t	1
27)	D. Thomas, N.O. (TE)	38	4	9.5	16	0
28t)	Bush, N.O. (RB)	37	5	7.4	14	0
28t)	Forsett, Sea. (RB)	37	5	7.4	16	0
30)	McCoy, Phi. (RB)	36	4	9.0	16	0
31)	Carlson, Sea. (TE)	31	4	7.8	14	2
32)	Meachem, N.O.	29	3	9.7	11	0
33)	Martin, Sea.	28	2	14.0	15	0
34)	Celek, Phi. (TE)	25	2	12.5	16	0
35)	Shockey, N.O. (TE)	24	2	12.0	19	0
36)	H. Evans, N.O. (RB)	23	4	5.8	8	1
37)	*R. Cooper, Phi.	18	2	9.0	11	0
38)	*Starks, G.B. (RB)	15	3	5.0	8	0
39)	Taylor, Chi. (RB)	12	1	12.0	12	0
40)	Washington, Sea. (RB)	10	1	10.0	10	0
41)	Crabtree, G.B. (TE)	8	2	4.0	7t	1
42)	Gonzalez, Atl. (TE)	7	1	7.0	7	0
43)	Snelling, Atl. (RB)	6	2	3.0	4	0
44)	*Tate, Sea.	5	1	5.0	5	0
45t)	Hester, Chi.	4	2	2.0	6	0
45t)	Q. Johnson, G.B. (RB)	4	1	4.0	4	0
47)	M. Robinson, Sea. (RB)	3	1	3.0	3	0
48t)	Douglas, Atl.	2	1	2.0	2	0
48t)	Hall, G.B. (RB)	2	1	2.0	2	0



NFL / RECEIVING YARDAGE LEADERS

Rank	Player, Team	Yards	Rec	Avg	Long	TD
1)	Jennings, G.B.	303	21	14.4	31	2
2)	Nelson, G.B.	286	21	13.6	38	2
3)	Driver, G.B.	169	14	12.1	24	0
4)	Edwards, NY-J	164	9	18.2	37	1
5)	Stokley, Sea.	158	12	13.2	45t	2
6)	Heap, Bal. (TE)	151	13	11.6	21	1
7)	Cotchery, NY-J	146	12	12.2	58	1
8t)	Forte, Chi. (RB)	144	13	11.1	26	0
8t)	J. Jones, G.B.	144	11	13.1	34	2
10)	Olsen, Chi. (TE)	143	6	23.8	58t	1
11)	Holmes, NY-J	127	9	14.1	45t	2
12)	Keller, NY-J (TE)	121	14	8.6	20	0
13)	Ward, Pit.	117	12	9.8	17	2
14)	Wallace, Pit.	115	13	8.8	25t	1
15)	Garcon, Ind.	112	5	22.4	57t	1
16)	Obomanu, Sea.	111	9	12.3	46	0
17)	Knox, Chi.	104	6	17.3	32	0
18)	Avant, Phi.	93	7	13.3	24t	1
19)	*Sanders, Pit.	91	7	13.0	20	0
20)	*Brown, Pit.	90	5	18.0	58	0
21)	Miller, Pit. (TE)	89	9	9.9	24	1
22)	M. Williams, Sea.	83	9	9.2	38t	3
23)	Henderson, N.O.	77	7	11.0	40	1
24)	Rice, Bal. (RB)	74	12	6.2	11	1
25)	Maclin, Phi.	73	3	24.3	44	0
26)	Jenkins, Atl.	67	6	11.2	22	0
27t)	Colston, N.O.	66	4	16.5	30	0
27t)	Houshmandzadeh, Bal.	66	4	16.5	28	0
29)	*Gronkowski, N.E. (TE)	65	4	16.3	37	0
30t)	B. Jackson, G.B. (RB)	64	5	12.8	16t	1
30t)	Morraah, Sea. (TE)	64	4	16.0	39	0
32)	Boldin, Bal.	62	6	10.3	27	1
33)	J. Jones, N.O. (RB)	61	6	10.2	33	0
34)	Branch, N.E.	59	5	11.8	16	1
35)	Bennett, Chi.	58	4	14.5	35t	1
36t)	Welker, N.E.	57	7	8.1	13	0
36t)	White, Atl.	57	6	9.5	12	1
38)	*White, Ind.	54	6	9.0	23	0
39)	Kuhn, G.B. (RB)	53	6	8.8	16	1
40t)	Mendenhall, Pit. (RB)	52	4	13.0	18	0
40t)	Woodhead, N.E. (RB)	52	6	8.7	19	0
42)	Randle El, Pit.	50	2	25.0	37	0
43)	Moore, N.O.	49	4	12.3	18	0
44t)	Finneran, Atl.	47	4	11.8	19	0
44t)	D. Jackson, Phi.	47	2	23.5	28	0
46t)	*Quarless, G.B. (TE)	46	5	9.2	15	0
46t)	Tamme, Ind. (TE)	46	5	9.2	15	0
48)	K. Davis, Chi. (TE)	42	2	21.0	39t	1
49)	Crumpler, N.E. (TE)	39	3	13.0	28	1
50)	D. Thomas, N.O. (TE)	38	4	9.5	16	0

AFC / THIRD-DOWN RECEIVING LEADERS

Rank	Player, Team	Rec	Yards	Avg	Long	TD
1)	Heap, Bal. (TE)	7	68	9.7	18	1
2)	Cotchery, NY-J	6	46	7.7	14	0
3t)	Wallace, Pit.	5	58	11.6	25t	1
3t)	Rice, Bal. (RB)	5	35	7.0	11	1
5t)	Holmes, NY-J	4	43	10.8	16	1
5t)	Keller, NY-J (TE)	4	35	8.8	20	0
7t)	*Brown, Pit.	3	82	27.3	58	0
7t)	Ward, Pit.	3	34	11.3	14	1
9t)	Edwards, NY-J	2	52	26.0	37	1
9t)	*Sanders, Pit.	2	27	13.5	14	0
9t)	Boldin, Bal.	2	20	10.0	14	0
9t)	Branch, N.E.	2	20	10.0	12	0
9t)	*McCluster, K.C.	2	12	6.0	8	0
9t)	Tomlinson, NY-J (RB)	2	9	4.5	9	0
9t)	Welker, N.E.	2	9	4.5	8	0
16t)	Garcon, Ind.	1	21	21.0	21	0
16t)	Charles, K.C. (RB)	1	15	15.0	15	0
16t)	Randle El, Pit.	1	13	13.0	13	0
16t)	*Gronkowski, N.E. (TE)	1	9	9.0	9	0
16t)	Houshmandzadeh, Bal.	1	9	9.0	9	0
16t)	Moore, Pit. (RB)	1	9	9.0	9	0
16t)	Tamme, Ind. (TE)	1	6	6.0	6	0
16t)	*Hernandez, N.E. (TE)	1	4	4.0	4	0
16t)	Wayne, Ind.	1	1	1.0	1	0
16t)	*White, Ind.	1	0	0.0	0	0



NFC / THIRD-DOWN RECEIVING LEADERS

Rank	Player, Team	Rec	Yards	Avg	Long	TD
1t)	Nelson, G.B.	7	127	18.1	38	1
1t)	Driver, G.B.	7	107	15.3	24	0
3)	Stokley, Sea.	4	79	19.8	45t	1
4t)	Jennings, G.B.	3	79	26.3	31	0
4t)	White, Atl.	3	33	11.0	12	0
4t)	Avant, Phi.	3	29	9.7	21	0
7t)	Olsen, Chi. (TE)	2	68	34.0	58t	1
7t)	M. Williams, Sea.	2	40	20.0	38t	2
7t)	J. Jones, G.B.	2	27	13.5	15	0
7t)	Jenkins, Atl.	2	26	13.0	22	0
7t)	Bush, N.O. (RB)	2	24	12.0	14	0
12t)	K. Davis, Chi. (TE)	1	39	39.0	39t	1
12t)	Knox, Chi.	1	15	15.0	15	0
12t)	Martin, Sea.	1	15	15.0	15	0
12t)	Moore, N.O.	1	15	15.0	15	0
12t)	Bennett, Chi.	1	13	13.0	13	0
12t)	Obomanu, Sea.	1	12	12.0	12	0
12t)	*Quarless, G.B. (TE)	1	12	12.0	12	0
12t)	*R. Cooper, Phi.	1	11	11.0	11	0
12t)	Morraah, Sea. (TE)	1	10	10.0	10	0
12t)	Kuhn, G.B. (RB)	1	9	9.0	9	0
12t)	H. Evans, N.O. (RB)	1	8	8.0	8	0
12t)	Forte, Chi. (RB)	1	8	8.0	8	0
12t)	B. Jackson, G.B. (RB)	1	7	7.0	7	0
12t)	Q. Johnson, G.B. (RB)	1	4	4.0	4	0
12t)	McCoy, Phi. (RB)	1	4	4.0	4	0
12t)	Snelling, Atl. (RB)	1	4	4.0	4	0
12t)	Forsett, Sea. (RB)	1	3	3.0	3	0
12t)	J. Jones, N.O. (RB)	1	2	2.0	2	0
12t)	Henderson, N.O.	1	1	1.0	1	0

NFL / THIRD-DOWN RECEIVING LEADERS

Rank	Player, Team	Rec	Yards	Avg	Long	TD
1t)	Nelson, G.B.	7	127	18.1	38	1
1t)	Driver, G.B.	7	107	15.3	24	0
1t)	Heap, Bal. (TE)	7	68	9.7	18	1
4)	Cotchery, NY-J	6	46	7.7	14	0
5t)	Wallace, Pit.	5	58	11.6	25t	1
5t)	Rice, Bal. (RB)	5	35	7.0	11	1
7t)	Stokley, Sea.	4	79	19.8	45t	1
7t)	Holmes, NY-J	4	43	10.8	16	1
7t)	Keller, NY-J (TE)	4	35	8.8	20	0
10t)	*Brown, Pit.	3	82	27.3	58	0
10t)	Jennings, G.B.	3	79	26.3	31	0
10t)	Ward, Pit.	3	34	11.3	14	1
10t)	White, Atl.	3	33	11.0	12	0
10t)	Avant, Phi.	3	29	9.7	21	0
15t)	Olsen, Chi. (TE)	2	68	34.0	58t	1
15t)	Edwards, NY-J	2	52	26.0	37	1
15t)	M. Williams, Sea.	2	40	20.0	38t	2
15t)	J. Jones, G.B.	2	27	13.5	15	0
15t)	*Sanders, Pit.	2	27	13.5	14	0
15t)	Jenkins, Atl.	2	26	13.0	22	0
15t)	Bush, N.O. (RB)	2	24	12.0	14	0
15t)	Boldin, Bal.	2	20	10.0	14	0
15t)	Branch, N.E.	2	20	10.0	12	0
15t)	*McCluster, K.C.	2	12	6.0	8	0
15t)	Tomlinson, NY-J (RB)	2	9	4.5	9	0
15t)	Welker, N.E.	2	9	4.5	8	0
27t)	K. Davis, Chi. (TE)	1	39	39.0	39t	1
27t)	Garcon, Ind.	1	21	21.0	21	0
27t)	Charles, K.C. (RB)	1	15	15.0	15	0
27t)	Knox, Chi.	1	15	15.0	15	0
27t)	Martin, Sea.	1	15	15.0	15	0
27t)	Moore, N.O.	1	15	15.0	15	0
27t)	Bennett, Chi.	1	13	13.0	13	0
27t)	Randle EL, Pit.	1	13	13.0	13	0
27t)	Obomanu, Sea.	1	12	12.0	12	0
27t)	*Quarless, G.B. (TE)	1	12	12.0	12	0
27t)	*R. Cooper, Phi.	1	11	11.0	11	0
27t)	Morraah, Sea. (TE)	1	10	10.0	10	0
27t)	*Gronkowski, N.E. (TE)	1	9	9.0	9	0
27t)	Houshmandzadeh, Bal.	1	9	9.0	9	0
27t)	Kuhn, G.B. (RB)	1	9	9.0	9	0
27t)	Moore, Pit. (RB)	1	9	9.0	9	0
27t)	H. Evans, N.O. (RB)	1	8	8.0	8	0
27t)	Forte, Chi. (RB)	1	8	8.0	8	0
27t)	B. Jackson, G.B. (RB)	1	7	7.0	7	0
27t)	Tamme, Ind. (TE)	1	6	6.0	6	0
27t)	*Hernandez, N.E. (TE)	1	4	4.0	4	0
27t)	Q. Johnson, G.B. (RB)	1	4	4.0	4	0



27t) McCoy, Phi. (RB)	1	4	4.0	4	0
27t) Snelling, Atl. (RB)	1	4	4.0	4	0
27t) Forsett, Sea. (RB)	1	3	3.0	3	0
27t) J. Jones, N.O. (RB)	1	2	2.0	2	0
27t) Henderson, N.O.	1	1	1.0	1	0
27t) Wayne, Ind.	1	1	1.0	1	0
27t) *White, Ind.	1	0	0.0	0	0

AFC / LEADING SCORERS, NONKICKERS

Rank	Player, Team	TD	Rush	Rec	Ret	X2	Pts
1)	Mendenhall, Pit. (RB)	4	4	0	0	0	24
2)	Tomlinson, NY-J (RB)	3	2	1	0	0	18
3t)	Holmes, NY-J (WR)	2	0	2	0	0	12
3t)	Rice, Bal. (RB)	2	1	1	0	0	12
3t)	Ward, Pit. (WR)	2	0	2	0	0	12
6t)	Boldin, Bal. (WR)	1	0	1	0	0	6
6t)	Branch, N.E. (WR)	1	0	1	0	0	6
6t)	Charles, K.C. (RB)	1	1	0	0	0	6
6t)	Cotchery, NY-J (WR)	1	0	1	0	0	6
6t)	Crumpler, N.E. (TE)	1	0	1	0	0	6
6t)	Edwards, NY-J (WR)	1	0	1	0	0	6
6t)	Garcon, Ind. (WR)	1	0	1	0	0	6
6t)	Gay, Pit. (DB)	1	0	0	1	0	6
6t)	Greene, NY-J (RB)	1	1	0	0	0	6
6t)	Heap, Bal. (TE)	1	0	1	0	0	6
6t)	McGahee, Bal. (RB)	1	1	0	0	0	6
6t)	Miller, Pit. (TE)	1	0	1	0	0	6
6t)	Redding, Bal. (DE)	1	0	0	1	0	6
6t)	Roethlisberger, Pit. (QB)	1	1	0	0	0	6
6t)	Wallace, Pit. (WR)	1	0	1	0	0	6
21)	DeVito, NY-J (DE)	0	0	0	0	0	2

NFC / LEADING SCORERS, NONKICKERS

Rank	Player, Team	TD	Rush	Rec	Ret	X2	Pts
1)	M. Williams, Sea. (WR)	3	0	3	0	0	18
2t)	Carlson, Sea. (TE)	2	0	2	0	0	12
2t)	Cutler, Chi. (QB)	2	2	0	0	0	12
2t)	Jennings, G.B. (WR)	2	0	2	0	0	12
2t)	J. Jones, G.B. (WR)	2	0	2	0	0	12
2t)	J. Jones, N.O. (RB)	2	2	0	0	0	12
2t)	Kuhn, G.B. (RB)	2	1	1	0	0	12
2t)	Nelson, G.B. (WR)	2	0	2	0	0	12
2t)	Rodgers, G.B. (QB)	2	2	0	0	0	12
2t)	Stokley, Sea. (WR)	2	0	2	0	0	12
2t)	Taylor, Chi. (RB)	2	2	0	0	0	12
12t)	Avant, Phi. (WR)	1	0	1	0	0	6
12t)	Bennett, Chi. (WR)	1	0	1	0	0	6
12t)	Collins, G.B. (DB)	1	0	0	1	0	6
12t)	Crabtree, G.B. (TE)	1	0	1	0	0	6
12t)	K. Davis, Chi. (TE)	1	0	1	0	0	6
12t)	H. Evans, N.O. (RB)	1	0	1	0	0	6
12t)	Henderson, N.O. (WR)	1	0	1	0	0	6
12t)	B. Jackson, G.B. (RB)	1	0	1	0	0	6
12t)	Lynch, Sea. (RB)	1	1	0	0	0	6
12t)	Olsen, Chi. (TE)	1	0	1	0	0	6
12t)	Raji, G.B. (NT)	1	0	0	1	0	6
12t)	*Starks, G.B. (RB)	1	1	0	0	0	6
12t)	Turner, Atl. (RB)	1	1	0	0	0	6
12t)	Vick, Phi. (QB)	1	1	0	0	0	6
12t)	Weems, Atl. (WR)	1	0	0	1	0	6
12t)	White, Atl. (WR)	1	0	1	0	0	6
12t)	T. Williams, G.B. (DB)	1	0	0	1	0	6

NFL / LEADING SCORERS, NONKICKERS

Rank	Player, Team	TD	Rush	Rec	Ret	X2	Pts
1)	Mendenhall, Pit. (RB)	4	4	0	0	0	24
2t)	Tomlinson, NY-J (RB)	3	2	1	0	0	18
2t)	M. Williams, Sea. (WR)	3	0	3	0	0	18
4t)	Carlson, Sea. (TE)	2	0	2	0	0	12
4t)	Cutler, Chi. (QB)	2	2	0	0	0	12
4t)	Holmes, NY-J (WR)	2	0	2	0	0	12
4t)	Jennings, G.B. (WR)	2	0	2	0	0	12
4t)	J. Jones, G.B. (WR)	2	0	2	0	0	12
4t)	J. Jones, N.O. (RB)	2	2	0	0	0	12
4t)	Kuhn, G.B. (RB)	2	1	1	0	0	12
4t)	Nelson, G.B. (WR)	2	0	2	0	0	12
4t)	Rice, Bal. (RB)	2	1	1	0	0	12
4t)	Rodgers, G.B. (QB)	2	2	0	0	0	12
4t)	Stokley, Sea. (WR)	2	0	2	0	0	12
4t)	Taylor, Chi. (RB)	2	2	0	0	0	12
4t)	Ward, Pit. (WR)	2	0	2	0	0	12
17t)	Avant, Phi. (WR)	1	0	1	0	0	6
17t)	Bennett, Chi. (WR)	1	0	1	0	0	6



17t) Boldin, Bal. (WR)	1	0	1	0	0	6
17t) Branch, N.E. (WR)	1	0	1	0	0	6
17t) Charles, K.C. (RB)	1	1	0	0	0	6
17t) Collins, G.B. (DB)	1	0	0	1	0	6
17t) Cotchery, NY-J (WR)	1	0	1	0	0	6
17t) Crabtree, G.B. (TE)	1	0	1	0	0	6
17t) Crumpler, N.E. (TE)	1	0	1	0	0	6
17t) K. Davis, Chi. (TE)	1	0	1	0	0	6
17t) Edwards, NY-J (WR)	1	0	1	0	0	6
17t) H. Evans, N.O. (RB)	1	0	1	0	0	6
17t) Garcon, Ind. (WR)	1	0	1	0	0	6
17t) Gay, Pit. (DB)	1	0	0	1	0	6
17t) Greene, NY-J (RB)	1	1	0	0	0	6
17t) Heap, Bal. (TE)	1	0	1	0	0	6
17t) Henderson, N.O. (WR)	1	0	1	0	0	6
17t) B. Jackson, G.B. (RB)	1	0	1	0	0	6
17t) Lynch, Sea. (RB)	1	1	0	0	0	6
17t) McGahee, Bal. (RB)	1	1	0	0	0	6
17t) Miller, Pit. (TE)	1	0	1	0	0	6
17t) Olsen, Chi. (TE)	1	0	1	0	0	6
17t) Raji, G.B. (NT)	1	0	0	1	0	6
17t) Redding, Bal. (DE)	1	0	0	1	0	6
17t) Roethlisberger, Pit. (QB)	1	1	0	0	0	6
17t) *Starks, G.B. (RB)	1	1	0	0	0	6
17t) Turner, Atl. (RB)	1	1	0	0	0	6
17t) Vick, Phi. (QB)	1	1	0	0	0	6
17t) Wallace, Pit. (WR)	1	0	1	0	0	6
17t) Weems, Atl. (WR)	1	0	0	1	0	6
17t) White, Atl. (WR)	1	0	1	0	0	6
17t) T. Williams, G.B. (DB)	1	0	0	1	0	6
49) DeVito, NY-J (DE)	0	0	0	0	0	2

AFC / LEADING SCORERS, KICKERS

Rank	Player, Team	PAT	FG	Pct	Long	Pts
1t)	Cundiff, Bal.	6/ 6	4/ 4	1.000	29	18
1t)	Suisham, Pit.	9/ 9	3/ 5	.600	35	18
3)	Folk, NY-J	8/ 8	2/ 3	.667	42	14
4)	Vinatieri, Ind.	1/ 1	3/ 3	1.000	50	10
5)	Graham, N.E.	1/ 1	2/ 2	1.000	35	7
6)	Succop, K.C.	1/ 1	0/ 0	---	--	1

NFC / LEADING SCORERS, KICKERS

Rank	Player, Team	PAT	FG	Pct	Long	Pts
1)	Crosby, G.B.	16/16	3/ 4	.750	43	25
2)	Mare, Sea.	8/ 8	3/ 3	1.000	39	17
3)	Hartley, N.O.	3/ 3	3/ 3	1.000	26	12
4)	Gould, Chi.	7/ 7	0/ 0	---	--	7
5)	Akers, Phi.	1/ 1	1/ 3	.333	29	4
6)	M. Bryant, Atl.	3/ 3	0/ 0	---	--	3

NFL / LEADING SCORERS, KICKERS

Rank	Player, Team	PAT	FG	Pct	Long	Pts
1)	Crosby, G.B.	16/16	3/ 4	.750	43	25
2t)	Cundiff, Bal.	6/ 6	4/ 4	1.000	29	18
2t)	Suisham, Pit.	9/ 9	3/ 5	.600	35	18
4)	Mare, Sea.	8/ 8	3/ 3	1.000	39	17
5)	Folk, NY-J	8/ 8	2/ 3	.667	42	14
6)	Hartley, N.O.	3/ 3	3/ 3	1.000	26	12
7)	Vinatieri, Ind.	1/ 1	3/ 3	1.000	50	10
8t)	Gould, Chi.	7/ 7	0/ 0	---	--	7
8t)	Graham, N.E.	1/ 1	2/ 2	1.000	35	7
10)	Akers, Phi.	1/ 1	1/ 3	.333	29	4
11)	M. Bryant, Atl.	3/ 3	0/ 0	---	--	3
12)	Succop, K.C.	1/ 1	0/ 0	---	--	1

AFC / TOUCHBACKS ON KICKOFFS

Rank	Player, Team	TB
1t)	Cundiff, Bal.	2
1t)	Suisham, Pit.	2
3t)	Folk, NY-J	1
3t)	McAfee, Ind.	1
3t)	Succop, K.C.	1

NFC / TOUCHBACKS ON KICKOFFS

Rank	Player, Team	TB
1t)	Akers, Phi.	1
1t)	Crosby, G.B.	1
1t)	Gould, Chi.	1
1t)	Koenen, Atl.	1

NFL / TOUCHBACKS ON KICKOFFS

Rank	Player, Team	TB
1t)	Cundiff, Bal.	2



1t)	Suisham, Pit.	2
3t)	Akers, Phi.	1
3t)	Crosby, G.B.	1
3t)	Folk, NY-J	1
3t)	Gould, Chi.	1
3t)	Koenen, Atl.	1
3t)	McAfee, Ind.	1
3t)	Succop, K.C.	1

AFC / MOST YARDS FROM SCRIMMAGE

Rank	Player, Team	Total			Rushing			Receiving		
		Yards	Att+Rec	Avg	Yards	Att	Avg	Yards	Rec	Avg
1)	Mendenhall, Pit. (RB)	282	65	4.3	230	61	3.8	52	4	13.0
2)	Greene, NY-J (RB)	207	46	4.5	198	45	4.4	9	1	9.0
3)	Edwards, NY-J (WR)	164	9	18.2	0	0	---	164	9	18.2
4)	Rice, Bal. (RB)	163	41	4.0	89	29	3.1	74	12	6.2
5)	Tomlinson, NY-J (RB)	160	41	3.9	141	35	4.0	19	6	3.2
6)	Heap, Bal. (TE)	151	13	11.6	0	0	---	151	13	11.6
7)	Cotchery, NY-J (WR)	142	13	10.9	-4	1	-4.0	146	12	12.2
8)	Holmes, NY-J (WR)	127	9	14.1	0	0	---	127	9	14.1
9)	Keller, NY-J (TE)	121	14	8.6	0	0	---	121	14	8.6
10)	Ward, Pit. (WR)	117	12	9.8	0	0	---	117	12	9.8
11)	Wallace, Pit. (WR)	113	15	7.5	-2	2	-1.0	115	13	8.8
12)	Garcon, Ind. (WR)	112	5	22.4	0	0	---	112	5	22.4
13)	Woodhead, N.E. (RB)	98	20	4.9	46	14	3.3	52	6	8.7
14)	Charles, K.C. (RB)	97	10	9.7	82	9	9.1	15	1	15.0
15)	*Sanders, Pit. (WR)	91	7	13.0	0	0	---	91	7	13.0
16)	*Brown, Pit. (WR)	90	5	18.0	0	0	---	90	5	18.0
17)	Miller, Pit. (TE)	89	9	9.9	0	0	---	89	9	9.9
18)	McGahee, Bal. (RB)	72	18	4.0	48	14	3.4	24	4	6.0
19)	Houshmandzadeh, Bal. (WR)	66	4	16.5	0	0	---	66	4	16.5
20)	*Gronkowski, N.E. (TE)	65	4	16.3	0	0	---	65	4	16.3
21)	Roethlisberger, Pit. (QB)	63	21	3.0	63	21	3.0	0	0	---
22)	Boldin, Bal. (WR)	62	6	10.3	0	0	---	62	6	10.3
23)	Addai, Ind. (RB)	60	13	4.6	60	13	4.6	0	0	---
24)	Branch, N.E. (WR)	59	5	11.8	0	0	---	59	5	11.8
25)	Welker, N.E. (WR)	57	7	8.1	0	0	---	57	7	8.1
26t)	Green-Ellis, N.E. (RB)	54	11	4.9	43	9	4.8	11	2	5.5
26t)	*White, Ind. (WR)	54	6	9.0	0	0	---	54	6	9.0
28t)	Randle EL, Pit. (WR)	50	2	25.0	0	0	---	50	2	25.0
28t)	Redman, Pit. (RB)	50	7	7.1	50	7	7.1	0	0	---
30)	Tamme, Ind. (TE)	46	5	9.2	0	0	---	46	5	9.2
31)	Rhodes, Ind. (RB)	45	15	3.0	33	14	2.4	12	1	12.0
32)	Crumpler, N.E. (TE)	39	3	13.0	0	0	---	39	3	13.0
33)	B. Smith, NY-J (WR)	36	4	9.0	11	2	5.5	25	2	12.5
34)	Moore, Pit. (RB)	31	7	4.4	22	6	3.7	9	1	9.0
35)	Flacco, Bal. (QB)	25	9	2.8	25	9	2.8	0	0	---
36t)	Edelman, N.E. (WR)	23	2	11.5	11	1	11.0	12	1	12.0
36t)	Jones, K.C. (RB)	23	6	3.8	15	5	3.0	8	1	8.0
38t)	*McCluster, K.C. (WR)	22	6	3.7	5	2	2.5	17	4	4.3
38t)	*Moeaki, K.C. (TE)	22	1	22.0	0	0	---	22	1	22.0
40)	Parmele, Bal. (RB)	13	4	3.3	13	4	3.3	0	0	---
41t)	Mason, Bal. (WR)	11	1	11.0	0	0	---	11	1	11.0
41t)	Sanchez, NY-J (QB)	11	5	2.2	11	5	2.2	0	0	---
41t)	Tate, N.E. (WR)	11	1	11.0	11	1	11.0	0	0	---
44)	Spaeth, Pit. (TE)	9	1	9.0	0	0	---	9	1	9.0
45)	Cassel, K.C. (QB)	6	3	2.0	6	3	2.0	0	0	---
46t)	Hartssock, NY-J (TE)	5	1	5.0	0	0	---	5	1	5.0
46t)	*Tucker, K.C. (WR)	5	1	5.0	0	0	---	5	1	5.0
48)	*Hernandez, N.E. (TE)	4	1	4.0	0	0	---	4	1	4.0
49)	Curtis, K.C. (WR)	3	1	3.0	0	0	---	3	1	3.0
50t)	Brady, N.E. (QB)	2	2	1.0	2	2	1.0	0	0	---
50t)	*Dickson, Bal. (TE)	2	1	2.0	0	0	---	2	1	2.0
50t)	*McKnight, NY-J (RB)	2	1	2.0	2	1	2.0	0	0	---

NFC / MOST YARDS FROM SCRIMMAGE

Rank	Player, Team	Total			Rushing			Receiving		
		Yards	Att+Rec	Avg	Yards	Att	Avg	Yards	Rec	Avg
1)	*Starks, G.B. (RB)	330	84	3.9	315	81	3.9	15	3	5.0
2)	Jennings, G.B. (WR)	303	21	14.4	0	0	---	303	21	14.4
3)	Forte, Chi. (RB)	294	55	5.3	150	42	3.6	144	13	11.1
4)	Nelson, G.B. (WR)	286	21	13.6	0	0	---	286	21	13.6
5)	Driver, G.B. (WR)	169	14	12.1	0	0	---	169	14	12.1
6)	Stokley, Sea. (WR)	158	12	13.2	0	0	---	158	12	13.2
7)	J. Jones, G.B. (WR)	144	11	13.1	0	0	---	144	11	13.1
8)	Olsen, Chi. (TE)	143	6	23.8	0	0	---	143	6	23.8
9)	Lynch, Sea. (RB)	133	23	5.8	133	23	5.8	0	0	---
10)	J. Jones, N.O. (RB)	120	21	5.7	59	15	3.9	61	6	10.2
11)	Obomanu, Sea. (WR)	111	9	12.3	0	0	---	111	9	12.3
12)	Knox, Chi. (WR)	104	6	17.3	0	0	---	104	6	17.3
13)	Avant, Phi. (WR)	93	7	13.3	0	0	---	93	7	13.3
14)	B. Jackson, G.B. (RB)	92	11	8.4	28	6	4.7	64	5	12.8
15)	M. Williams, Sea. (WR)	83	9	9.2	0	0	---	83	9	9.2



16)	McCoy, Phi. (RB)	82	16	5.1	46	12	3.8	36	4	9.0
17)	Henderson, N.O. (WR)	77	7	11.0	0	0	---	77	7	11.0
18)	Maclin, Phi. (WR)	73	3	24.3	0	0	---	73	3	24.3
19)	Jenkins, Atl. (WR)	67	6	11.2	0	0	---	67	6	11.2
20t)	Colston, N.O. (WR)	66	4	16.5	0	0	---	66	4	16.5
20t)	Forsett, Sea. (RB)	66	13	5.1	29	8	3.6	37	5	7.4
22)	Bennett, Chi. (WR)	65	6	10.8	7	2	3.5	58	4	14.5
23)	Morraha, Sea. (TE)	64	4	16.0	0	0	---	64	4	16.0
24)	Kuhn, G.B. (RB)	61	12	5.1	8	6	1.3	53	6	8.8
25)	Taylor, Chi. (RB)	58	15	3.9	46	14	3.3	12	1	12.0
26)	White, Atl. (WR)	57	6	9.5	0	0	---	57	6	9.5
27)	Rodgers, G.B. (QB)	54	14	3.9	54	14	3.9	0	0	---
28)	Cutler, Chi. (QB)	53	10	5.3	53	10	5.3	0	0	---
29t)	Bush, N.O. (RB)	49	10	4.9	12	5	2.4	37	5	7.4
29t)	Moore, N.O. (WR)	49	4	12.3	0	0	---	49	4	12.3
31t)	Finneran, Atl. (WR)	47	4	11.8	0	0	---	47	4	11.8
31t)	D. Jackson, Phi. (WR)	47	2	23.5	0	0	---	47	2	23.5
33)	*Quarless, G.B. (TE)	46	5	9.2	0	0	---	46	5	9.2
34)	K. Davis, Chi. (TE)	42	2	21.0	0	0	---	42	2	21.0
35)	Turner, Atl. (RB)	39	10	3.9	39	10	3.9	0	0	---
36)	D. Thomas, N.O. (TE)	38	4	9.5	0	0	---	38	4	9.5
37)	Vick, Phi. (QB)	32	8	4.0	32	8	4.0	0	0	---
38)	Carlson, Sea. (TE)	31	4	7.8	0	0	---	31	4	7.8
39)	Meachem, N.O. (WR)	29	3	9.7	0	0	---	29	3	9.7
40)	Martin, Sea. (WR)	28	2	14.0	0	0	---	28	2	14.0
41)	Celek, Phi. (TE)	25	2	12.5	0	0	---	25	2	12.5
42)	Shockey, N.O. (TE)	24	2	12.0	0	0	---	24	2	12.0
43)	H. Evans, N.O. (RB)	23	4	5.8	0	0	---	23	4	5.8
44)	Washington, Sea. (RB)	19	2	9.5	9	1	9.0	10	1	10.0
45t)	*R. Cooper, Phi. (WR)	18	2	9.0	0	0	---	18	2	9.0
45t)	*Tate, Sea. (WR)	18	2	9.0	13	1	13.0	5	1	5.0
47)	Crabtree, G.B. (TE)	8	2	4.0	0	0	---	8	2	4.0
48t)	Gonzalez, Atl. (TE)	7	1	7.0	0	0	---	7	1	7.0
48t)	Snelling, Atl. (RB)	7	3	2.3	1	1	1.0	6	2	3.0
50)	Brees, N.O. (QB)	6	2	3.0	6	2	3.0	0	0	---

NFL / MOST YARDS FROM SCRIMMAGE

Rank	Player, Team	Total Yards	Total			Rushing			Receiving		
			Att	Rec	Avg	Yards	Att	Avg	Yards	Rec	Avg
1)	*Starks, G.B. (RB)	330	84	3.9	315	81	3.9	15	3	5.0	
2)	Jennings, G.B. (WR)	303	21	14.4	0	0	---	303	21	14.4	
3)	Forte, Chi. (RB)	294	55	5.3	150	42	3.6	144	13	11.1	
4)	Nelson, G.B. (WR)	286	21	13.6	0	0	---	286	21	13.6	
5)	Mendenhall, Pit. (RB)	282	65	4.3	230	61	3.8	52	4	13.0	
6)	Greene, NY-J (RB)	207	46	4.5	198	45	4.4	9	1	9.0	
7)	Driver, G.B. (WR)	169	14	12.1	0	0	---	169	14	12.1	
8)	Edwards, NY-J (WR)	164	9	18.2	0	0	---	164	9	18.2	
9)	Rice, Bal. (RB)	163	41	4.0	89	29	3.1	74	12	6.2	
10)	Tomlinson, NY-J (RB)	160	41	3.9	141	35	4.0	19	6	3.2	
11)	Stokley, Sea. (WR)	158	12	13.2	0	0	---	158	12	13.2	
12)	Heap, Bal. (TE)	151	13	11.6	0	0	---	151	13	11.6	
13)	J. Jones, G.B. (WR)	144	11	13.1	0	0	---	144	11	13.1	
14)	Olsen, Chi. (TE)	143	6	23.8	0	0	---	143	6	23.8	
15)	Cotchery, NY-J (WR)	142	13	10.9	-4	1	-4.0	146	12	12.2	
16)	Lynch, Sea. (RB)	133	23	5.8	133	23	5.8	0	0	---	
17)	Holmes, NY-J (WR)	127	9	14.1	0	0	---	127	9	14.1	
18)	Keller, NY-J (TE)	121	14	8.6	0	0	---	121	14	8.6	
19)	J. Jones, N.O. (RB)	120	21	5.7	59	15	3.9	61	6	10.2	
20)	Ward, Pit. (WR)	117	12	9.8	0	0	---	117	12	9.8	
21)	Wallace, Pit. (WR)	113	15	7.5	-2	2	-1.0	115	13	8.8	
22)	Garcon, Ind. (WR)	112	5	22.4	0	0	---	112	5	22.4	
23)	Obomanu, Sea. (WR)	111	9	12.3	0	0	---	111	9	12.3	
24)	Knox, Chi. (WR)	104	6	17.3	0	0	---	104	6	17.3	
25)	Woodhead, N.E. (RB)	98	20	4.9	46	14	3.3	52	6	8.7	
26)	Charles, K.C. (RB)	97	10	9.7	82	9	9.1	15	1	15.0	
27)	Avant, Phi. (WR)	93	7	13.3	0	0	---	93	7	13.3	
28)	B. Jackson, G.B. (RB)	92	11	8.4	28	6	4.7	64	5	12.8	
29)	*Sanders, Pit. (WR)	91	7	13.0	0	0	---	91	7	13.0	
30)	*Brown, Pit. (WR)	90	5	18.0	0	0	---	90	5	18.0	
31)	Miller, Pit. (TE)	89	9	9.9	0	0	---	89	9	9.9	
32)	M. Williams, Sea. (WR)	83	9	9.2	0	0	---	83	9	9.2	
33)	McCoy, Phi. (RB)	82	16	5.1	46	12	3.8	36	4	9.0	
34)	Henderson, N.O. (WR)	77	7	11.0	0	0	---	77	7	11.0	
35)	Maclin, Phi. (WR)	73	3	24.3	0	0	---	73	3	24.3	
36)	McGahee, Bal. (RB)	72	18	4.0	48	14	3.4	24	4	6.0	
37)	Jenkins, Atl. (WR)	67	6	11.2	0	0	---	67	6	11.2	
38t)	Colston, N.O. (WR)	66	4	16.5	0	0	---	66	4	16.5	
38t)	Forsett, Sea. (RB)	66	13	5.1	29	8	3.6	37	5	7.4	
38t)	Houshmandzadeh, Bal. (WR)	66	4	16.5	0	0	---	66	4	16.5	
41t)	Bennett, Chi. (WR)	65	6	10.8	7	2	3.5	58	4	14.5	
41t)	*Gronkowski, N.E. (TE)	65	4	16.3	0	0	---	65	4	16.3	
43)	Morraha, Sea. (TE)	64	4	16.0	0	0	---	64	4	16.0	
44)	Roethlisberger, Pit. (QB)	63	21	3.0	63	21	3.0	0	0	---	



45)	Boldin, Bal. (WR)	62	6	10.3	0	0	---	62	6	10.3
46)	Kuhn, G.B. (RB)	61	12	5.1	8	6	1.3	53	6	8.8
47)	Addai, Ind. (RB)	60	13	4.6	60	13	4.6	0	0	---
48)	Branch, N.E. (WR)	59	5	11.8	0	0	---	59	5	11.8
49)	Taylor, Chi. (RB)	58	15	3.9	46	14	3.3	12	1	12.0
50t)	Welker, N.E. (WR)	57	7	8.1	0	0	---	57	7	8.1
50t)	White, Atl. (WR)	57	6	9.5	0	0	---	57	6	9.5

AFC / LEADERS IN FIRST DOWNS

Rank	Player, Team	Rush	Rec	Tot
1)	Mendenhall, Pit. (RB)	12	3	15
2)	Heap, Bal. (TE)	0	11	11
3)	Tomlinson, NY-J (RB)	7	3	10
4)	Greene, NY-J (RB)	9	0	9
5)	Edwards, NY-J (WR)	0	8	8
6t)	Cotchery, NY-J (WR)	0	7	7
6t)	Holmes, NY-J (WR)	0	7	7
6t)	Rice, Bal. (RB)	3	4	7
6t)	Ward, Pit. (WR)	0	7	7
10t)	Keller, NY-J (TE)	0	6	6
10t)	Roethlisberger, Pit. (QB)	6	0	6
10t)	*Sanders, Pit. (WR)	0	6	6
13t)	Boldin, Bal. (WR)	0	5	5
13t)	Branch, N.E. (WR)	0	5	5
13t)	Charles, K.C. (RB)	4	1	5
13t)	Miller, Pit. (TE)	0	5	5
13t)	Wallace, Pit. (WR)	0	5	5
13t)	Welker, N.E. (WR)	0	5	5
19t)	Houshmandzadeh, Bal. (WR)	0	4	4
19t)	Moore, Pit. (RB)	3	1	4
19t)	Redman, Pit. (RB)	4	0	4
19t)	Rhodes, Ind. (RB)	3	1	4
19t)	Tamme, Ind. (TE)	0	4	4
19t)	Woodhead, N.E. (RB)	1	3	4
25t)	Garcon, Ind. (WR)	0	3	3
25t)	*Gronkowski, N.E. (TE)	0	3	3
25t)	McGahee, Bal. (RB)	1	2	3
25t)	*White, Ind. (WR)	0	3	3
29t)	Addai, Ind. (RB)	2	0	2
29t)	*Brown, Pit. (WR)	0	2	2
29t)	Crumpler, N.E. (TE)	0	2	2
29t)	Edelman, N.E. (WR)	1	1	2
29t)	Green-Ellis, N.E. (RB)	2	0	2
29t)	Jones, K.C. (RB)	2	0	2
29t)	Randle EL, Pit. (WR)	0	2	2
36t)	Brady, N.E. (QB)	1	0	1
36t)	Flacco, Bal. (QB)	1	0	1
36t)	Mason, Bal. (WR)	0	1	1
36t)	*Moeaki, K.C. (TE)	0	1	1
36t)	Parmeale, Bal. (RB)	1	0	1
36t)	Sanchez, NY-J (QB)	1	0	1
36t)	B. Smith, NY-J (WR)	0	1	1
36t)	Tate, N.E. (WR)	1	0	1

NFC / LEADERS IN FIRST DOWNS

Rank	Player, Team	Rush	Rec	Tot
1)	*Starks, G.B. (RB)	16	2	18
2)	Nelson, G.B. (WR)	0	14	14
3)	Forte, Chi. (RB)	5	8	13
4)	Jennings, G.B. (WR)	0	11	11
5t)	Driver, G.B. (WR)	0	8	8
5t)	Stokley, Sea. (WR)	0	8	8
7t)	J. Jones, G.B. (WR)	0	7	7
7t)	J. Jones, N.O. (RB)	5	2	7
7t)	Taylor, Chi. (RB)	6	1	7
10t)	Kuhn, G.B. (RB)	2	4	6
10t)	Rodgers, G.B. (QB)	6	0	6
12t)	Cutler, Chi. (QB)	5	0	5
12t)	B. Jackson, G.B. (RB)	2	3	5
12t)	Obomanu, Sea. (WR)	0	5	5
12t)	Olsen, Chi. (TE)	0	5	5
12t)	M. Williams, Sea. (WR)	0	5	5
17t)	Bush, N.O. (RB)	1	3	4
17t)	Colston, N.O. (WR)	0	4	4
17t)	Knox, Chi. (WR)	0	4	4
17t)	Vick, Phi. (QB)	4	0	4
17t)	White, Atl. (WR)	0	4	4
22t)	Avant, Phi. (WR)	0	3	3
22t)	Carlson, Sea. (TE)	0	3	3
22t)	Henderson, N.O. (WR)	0	3	3
22t)	Jenkins, Atl. (WR)	0	3	3
22t)	Lynch, Sea. (RB)	3	0	3
22t)	Maclin, Phi. (WR)	0	3	3



22t) McCoy, Phi. (RB)	1	2	3
22t) Moore, N.O. (WR)	0	3	3
30t) Bennett, Chi. (WR)	0	2	2
30t) H. Evans, N.O. (RB)	0	2	2
30t) Finneran, Atl. (WR)	0	2	2
30t) Forsett, Sea. (RB)	1	1	2
30t) D. Jackson, Phi. (WR)	0	2	2
30t) Martin, Sea. (WR)	0	2	2
30t) Meachem, N.O. (WR)	0	2	2
30t) Morrah, Sea. (TE)	0	2	2
30t) *Quarless, G.B. (TE)	0	2	2
30t) D. Thomas, N.O. (TE)	0	2	2
40t) Brees, N.O. (QB)	1	0	1
40t) Celek, Phi. (TE)	0	1	1
40t) *R. Cooper, Phi. (WR)	0	1	1
40t) Crabtree, G.B. (TE)	0	1	1
40t) K. Davis, Chi. (TE)	0	1	1
40t) Harrison, Phi. (RB)	1	0	1
40t) Q. Johnson, G.B. (RB)	0	1	1
40t) Mughelli, Atl. (RB)	1	0	1
40t) Shockey, N.O. (TE)	0	1	1
40t) *Tate, Sea. (WR)	1	0	1
40t) Turner, Atl. (RB)	1	0	1
40t) Washington, Sea. (RB)	0	1	1

NFL / LEADERS IN FIRST DOWNS

Rank	Player, Team	Rush	Rec	Tot
1)	*Starks, G.B. (RB)	16	2	18
2)	Mendenhall, Pit. (RB)	12	3	15
3)	Nelson, G.B. (WR)	0	14	14
4)	Forte, Chi. (RB)	5	8	13
5t)	Heap, Bal. (TE)	0	11	11
5t)	Jennings, G.B. (WR)	0	11	11
7)	Tomlinson, NY-J (RB)	7	3	10
8)	Greene, NY-J (RB)	9	0	9
9t)	Driver, G.B. (WR)	0	8	8
9t)	Edwards, NY-J (WR)	0	8	8
9t)	Stokley, Sea. (WR)	0	8	8
12t)	Cotchery, NY-J (WR)	0	7	7
12t)	Holmes, NY-J (WR)	0	7	7
12t)	J. Jones, G.B. (WR)	0	7	7
12t)	J. Jones, N.O. (RB)	5	2	7
12t)	Rice, Bal. (RB)	3	4	7
12t)	Taylor, Chi. (RB)	6	1	7
12t)	Ward, Pit. (WR)	0	7	7
19t)	Keller, NY-J (TE)	0	6	6
19t)	Kuhn, G.B. (RB)	2	4	6
19t)	Rodgers, G.B. (QB)	6	0	6
19t)	Roethlisberger, Pit. (QB)	6	0	6
19t)	*Sanders, Pit. (WR)	0	6	6
24t)	Boldin, Bal. (WR)	0	5	5
24t)	Branch, N.E. (WR)	0	5	5
24t)	Charles, K.C. (RB)	4	1	5
24t)	Cutler, Chi. (QB)	5	0	5
24t)	B. Jackson, G.B. (RB)	2	3	5
24t)	Miller, Pit. (TE)	0	5	5
24t)	Obomanu, Sea. (WR)	0	5	5
24t)	Olsen, Chi. (TE)	0	5	5
24t)	Wallace, Pit. (WR)	0	5	5
24t)	Welker, N.E. (WR)	0	5	5
24t)	M. Williams, Sea. (WR)	0	5	5
35t)	Bush, N.O. (RB)	1	3	4
35t)	Colston, N.O. (WR)	0	4	4
35t)	Houshmandzadeh, Bal. (WR)	0	4	4
35t)	Knox, Chi. (WR)	0	4	4
35t)	Moore, Pit. (RB)	3	1	4
35t)	Redman, Pit. (RB)	4	0	4
35t)	Rhodes, Ind. (RB)	3	1	4
35t)	Tamme, Ind. (TE)	0	4	4
35t)	Vick, Phi. (QB)	4	0	4
35t)	White, Atl. (WR)	0	4	4
35t)	Woodhead, N.E. (RB)	1	3	4
46t)	Avant, Phi. (WR)	0	3	3
46t)	Carlson, Sea. (TE)	0	3	3
46t)	Garcon, Ind. (WR)	0	3	3
46t)	*Gronkowski, N.E. (TE)	0	3	3
46t)	Henderson, N.O. (WR)	0	3	3
46t)	Jenkins, Atl. (WR)	0	3	3
46t)	Lynch, Sea. (RB)	3	0	3
46t)	Maclin, Phi. (WR)	0	3	3
46t)	McCoy, Phi. (RB)	1	2	3
46t)	McGahee, Bal. (RB)	1	2	3
46t)	Moore, N.O. (WR)	0	3	3



46t) *White, Ind. (WR) 0 3 3

AFC / LEADING PUNTERS

Rank	Player, Team	No	Yards	Lg	Avg	TB	Blk	Dwn	OB	Opp Ret	In	Net
1)	Colquitt, K.C.	3	153	54	51.0	2	0	0	0	0	0	1 37.7
2)	Kapinos, Pit.	8	385	56	48.1	2	0	2	0	3	37	2 38.5
3)	*Mesko, N.E.	4	188	55	47.0	1	0	1	0	2	4	0 41.0
4)	Koch, Bal.	6	277	61	46.2	1	0	0	1	3	22	4 39.2
5)	Weatherford, NY-J	15	614	65	40.9	6	0	0	3	4	52	3 29.5
6)	McAfee, Ind.	4	153	46	38.3	0	0	1	0	1	15	1 34.5

NFC / LEADING PUNTERS

Rank	Player, Team	No	Yards	Lg	Avg	TB	Blk	Dwn	OB	Opp Ret	In	Net
1)	Morstead, N.O.	4	191	55	47.8	0	0	0	1	1	12	0 44.8
2)	Rocca, Phi.	4	163	52	40.8	0	0	1	0	3	18	1 36.3
3)	Masthay, G.B.	18	723	65	40.2	2	0	2	2	10	58	7 34.7
4)	Maynard, Chi.	14	529	48	37.8	1	0	6	2	4	24	5 34.6
5)	Koenen, Atl.	3	111	57	37.0	0	0	0	1	0	0	1 37.0
6)	Ryan, Sea.	13	470	52	36.2	0	0	2	2	4	41	4 33.0

NFL / LEADING PUNTERS

Rank	Player, Team	No	Yards	Lg	Avg	TB	Blk	Dwn	OB	Opp Ret	In	Net
1)	Colquitt, K.C.	3	153	54	51.0	2	0	0	0	0	0	1 37.7
2)	Kapinos, Pit.	8	385	56	48.1	2	0	2	0	3	37	2 38.5
3)	Morstead, N.O.	4	191	55	47.8	0	0	0	1	1	12	0 44.8
4)	*Mesko, N.E.	4	188	55	47.0	1	0	1	0	2	4	0 41.0
5)	Koch, Bal.	6	277	61	46.2	1	0	0	1	3	22	4 39.2
6)	Weatherford, NY-J	15	614	65	40.9	6	0	0	3	4	52	3 29.5
7)	Rocca, Phi.	4	163	52	40.8	0	0	1	0	3	18	1 36.3
8)	Masthay, G.B.	18	723	65	40.2	2	0	2	2	10	58	7 34.7
9)	McAfee, Ind.	4	153	46	38.3	0	0	1	0	1	15	1 34.5
10)	Maynard, Chi.	14	529	48	37.8	1	0	6	2	4	24	5 34.6
11)	Koenen, Atl.	3	111	57	37.0	0	0	0	1	0	0	1 37.0
12)	Ryan, Sea.	13	470	52	36.2	0	0	2	2	4	41	4 33.0

AFC / LEADING PUNTERS, NET AVERAGE

Rank	Player, Team	No	Yards	Lg	Avg	TB	Blk	Dwn	OB	Opp Ret	In	Net
1)	*Mesko, N.E.	4	188	55	47.0	1	0	1	0	2	4	0 41.0
2)	Koch, Bal.	6	277	61	46.2	1	0	0	1	3	22	4 39.2
3)	Kapinos, Pit.	8	385	56	48.1	2	0	2	0	3	37	2 38.5
4)	Colquitt, K.C.	3	153	54	51.0	2	0	0	0	0	0	1 37.7
5)	McAfee, Ind.	4	153	46	38.3	0	0	1	0	1	15	1 34.5
6)	Weatherford, NY-J	15	614	65	40.9	6	0	0	3	4	52	3 29.5

NFC / LEADING PUNTERS, NET AVERAGE

Rank	Player, Team	No	Yards	Lg	Avg	TB	Blk	Dwn	OB	Opp Ret	In	Net
1)	Morstead, N.O.	4	191	55	47.8	0	0	0	1	1	12	0 44.8
2)	Koenen, Atl.	3	111	57	37.0	0	0	0	1	0	0	1 37.0
3)	Rocca, Phi.	4	163	52	40.8	0	0	1	0	3	18	1 36.3
4)	Masthay, G.B.	18	723	65	40.2	2	0	2	2	10	58	7 34.7
5)	Maynard, Chi.	14	529	48	37.8	1	0	6	2	4	24	5 34.6
6)	Ryan, Sea.	13	470	52	36.2	0	0	2	2	4	41	4 33.0

NFL / LEADING PUNTERS, NET AVERAGE

Rank	Player, Team	No	Yards	Lg	Avg	TB	Blk	Dwn	OB	Opp Ret	In	Net
1)	Morstead, N.O.	4	191	55	47.8	0	0	0	1	1	12	0 44.8
2)	*Mesko, N.E.	4	188	55	47.0	1	0	1	0	2	4	0 41.0
3)	Koch, Bal.	6	277	61	46.2	1	0	0	1	3	22	4 39.2
4)	Kapinos, Pit.	8	385	56	48.1	2	0	2	0	3	37	2 38.5
5)	Colquitt, K.C.	3	153	54	51.0	2	0	0	0	0	0	1 37.7
6)	Koenen, Atl.	3	111	57	37.0	0	0	0	1	0	0	1 37.0
7)	Rocca, Phi.	4	163	52	40.8	0	0	1	0	3	18	1 36.3
8)	Masthay, G.B.	18	723	65	40.2	2	0	2	2	10	58	7 34.7
9)	Maynard, Chi.	14	529	48	37.8	1	0	6	2	4	24	5 34.6
10)	McAfee, Ind.	4	153	46	38.3	0	0	1	0	1	15	1 34.5
11)	Ryan, Sea.	13	470	52	36.2	0	0	2	2	4	41	4 33.0
12)	Weatherford, NY-J	15	614	65	40.9	6	0	0	3	4	52	3 29.5

AFC / PUNT RETURN LEADERS

Rank	Player, Team	Ret	FC	Yards	Avg	Long	TD
1)	Edelman, N.E.	2	0	42	21.0	41	0
2)	*Brown, Pit.	6	0	21	3.5	12	0

NFC / PUNT RETURN LEADERS

Rank	Player, Team	Ret	FC	Yards	Avg	Long	TD
1)	Hester, Chi.	5	3	46	9.2	26	0
2)	Moore, N.O.	2	2	11	5.5	8	0



3) T. Williams, G.B. 6 2 31 5.2 11 0

NFL / PUNT RETURN LEADERS

Rank	Player, Team	Ret	FC	Yards	Avg	Long	TD
1)	Edelman, N.E.	2	0	42	21.0	41	0
2)	Hester, Chi.	5	3	46	9.2	26	0
3)	Moore, N.O.	2	2	11	5.5	8	0
4)	T. Williams, G.B.	6	2	31	5.2	11	0
5)	*Brown, Pit.	6	0	21	3.5	12	0

AFC / KICKOFF RETURN LEADERS

Rank	Player, Team	Ret	Yards	Avg	Long	TD
1)	Cromartie, NY-J	6	191	31.8	47	0
2)	Rhodes, Ind.	2	44	22.0	25	0
3)	*Brown, Pit.	11	241	21.9	38	0
4)	Parmele, Bal.	3	65	21.7	29	0
5)	Tate, N.E.	5	108	21.6	33	0
6)	*McCluster, K.C.	4	83	20.8	36	0

NFC / KICKOFF RETURN LEADERS

Rank	Player, Team	Ret	Yards	Avg	Long	TD
1)	Weems, Atl.	6	195	32.5	102t	1
2)	Washington, Sea.	9	222	24.7	62	0
3)	Meachem, N.O.	3	70	23.3	27	0
4)	Lawson, Phi.	3	55	18.3	24	0
5)	Henderson, N.O.	4	60	15.0	20	0
6)	*Starks, G.B.	5	70	14.0	20	0

NFL / KICKOFF RETURN LEADERS

Rank	Player, Team	Ret	Yards	Avg	Long	TD
1)	Weems, Atl.	6	195	32.5	102t	1
2)	Cromartie, NY-J	6	191	31.8	47	0
3)	Washington, Sea.	9	222	24.7	62	0
4)	Meachem, N.O.	3	70	23.3	27	0
5)	Rhodes, Ind.	2	44	22.0	25	0
6)	*Brown, Pit.	11	241	21.9	38	0
7)	Parmele, Bal.	3	65	21.7	29	0
8)	Tate, N.E.	5	108	21.6	33	0
9)	*McCluster, K.C.	4	83	20.8	36	0
10)	Lawson, Phi.	3	55	18.3	24	0
11)	Henderson, N.O.	4	60	15.0	20	0
12)	*Starks, G.B.	5	70	14.0	20	0

AFC / LEADERS IN INTERCEPTIONS

Rank	Player, Team	Int	Yards	Avg	Long	TD
1t)	Harris, NY-J	1	58	58.0	58	0
1t)	Tryon, Ind.	1	23	23.0	23	0
1t)	Clark, Pit.	1	17	17.0	17	0
1t)	Landry, Bal.	1	9	9.0	9	0
1t)	Pool, NY-J	1	9	9.0	9	0
1t)	Nakamura, Bal.	1	3	3.0	3	0
1t)	Thomas, NY-J	1	1	1.0	1	0
1t)	Wilson, Bal.	1	0	0.0	0	0

NFC / LEADERS IN INTERCEPTIONS

Rank	Player, Team	Int	Yards	Avg	Long	TD
1)	T. Williams, G.B.	3	79	26.3	70t	1
2)	*Shields, G.B.	2	40	20.0	32	0
3t)	Urlacher, Chi.	1	39	39.0	39	0
3t)	Collins, G.B.	1	37	37.0	37t	1
3t)	Curry, Sea.	1	23	23.0	23	0
3t)	Raji, G.B.	1	18	18.0	18t	1
3t)	Greer, N.O.	1	10	10.0	10	0
3t)	Briggs, Chi.	1	4	4.0	4	0
3t)	Bush, G.B.	1	1	1.0	1	0

NFL / LEADERS IN INTERCEPTIONS

Rank	Player, Team	Int	Yards	Avg	Long	TD
1)	T. Williams, G.B.	3	79	26.3	70t	1
2)	*Shields, G.B.	2	40	20.0	32	0
3t)	Harris, NY-J	1	58	58.0	58	0
3t)	Urlacher, Chi.	1	39	39.0	39	0
3t)	Collins, G.B.	1	37	37.0	37t	1
3t)	Curry, Sea.	1	23	23.0	23	0
3t)	Tryon, Ind.	1	23	23.0	23	0
3t)	Raji, G.B.	1	18	18.0	18t	1
3t)	Clark, Pit.	1	17	17.0	17	0
3t)	Greer, N.O.	1	10	10.0	10	0
3t)	Landry, Bal.	1	9	9.0	9	0
3t)	Pool, NY-J	1	9	9.0	9	0
3t)	Briggs, Chi.	1	4	4.0	4	0
3t)	Nakamura, Bal.	1	3	3.0	3	0
3t)	Bush, G.B.	1	1	1.0	1	0



3t) Thomas, NY-J	1	1	1.0	1	0
3t) Wilson, Bal.	1	0	0.0	0	0

AFC / LEADERS IN SACKS

Rank	Player, Team	Sacks
1)	Suggs, Bal. (LB)	5.0
2)	Harrison, Pit. (LB)	4.0
3t)	Pace, NY-J (LB)	3.0
3t)	Woodley, Pit. (LB)	3.0
5t)	Ellis, NY-J (DE)	2.0
5t)	Hali, K.C. (LB)	2.0
5t)	Hood, Pit. (DE)	2.0
8)	Belcher, K.C. (LB)	1.5
9t)	Coleman, NY-J (DB)	1.0
9t)	Lewis, Bal. (LB)	1.0
9t)	Muir, Ind. (DT)	1.0
9t)	Nakamura, Bal. (DB)	1.0
9t)	Pouha, NY-J (NT)	1.0
9t)	Pryce, NY-J (DE)	1.0
9t)	I. Taylor, Pit. (DB)	1.0
16t)	Jackson, K.C. (DE)	0.5
16t)	Kruger, Bal. (DE)	0.5
16t)	Landry, Bal. (DB)	0.5
16t)	Ngata, Bal. (DE)	0.5
16t)	Redding, Bal. (DE)	0.5

NFC / LEADERS IN SACKS

Rank	Player, Team	Sacks
1)	Matthews, G.B. (LB)	3.5
2)	Brock, Sea. (DE)	2.0
3)	T. Harris, Chi. (DT)	1.5
4t)	Abraham, Atl. (DE)	1.0
4t)	Bishop, G.B. (LB)	1.0
4t)	A. Brown, N.O. (DE)	1.0
4t)	*Clayton, Phi. (LB)	1.0
4t)	Clemons, Sea. (DE)	1.0
4t)	Raji, G.B. (NT)	1.0
4t)	Shanle, N.O. (LB)	1.0
4t)	*Shields, G.B. (DB)	1.0
4t)	Tapp, Phi. (DE)	1.0
4t)	Tatupu, Sea. (LB)	1.0
4t)	Urlacher, Chi. (LB)	1.0
4t)	Walden, G.B. (LB)	1.0
4t)	*Wilson, G.B. (DE)	1.0
4t)	Woodson, G.B. (DB)	1.0
4t)	*Zombo, G.B. (LB)	1.0
19t)	Babineaux, Atl. (DT)	0.5
19t)	Biermann, Atl. (DE)	0.5
19t)	Idonije, Chi. (DE)	0.5
19t)	Jenkins, G.B. (DE)	0.5

NFL / LEADERS IN SACKS

Rank	Player, Team	Sacks
1)	Suggs, Bal. (LB)	5.0
2)	Harrison, Pit. (LB)	4.0
3)	Matthews, G.B. (LB)	3.5
4t)	Pace, NY-J (LB)	3.0
4t)	Woodley, Pit. (LB)	3.0
6t)	Brock, Sea. (DE)	2.0
6t)	Ellis, NY-J (DE)	2.0
6t)	Hali, K.C. (LB)	2.0
6t)	Hood, Pit. (DE)	2.0
10t)	Belcher, K.C. (LB)	1.5
10t)	T. Harris, Chi. (DT)	1.5
12t)	Abraham, Atl. (DE)	1.0
12t)	Bishop, G.B. (LB)	1.0
12t)	A. Brown, N.O. (DE)	1.0
12t)	*Clayton, Phi. (LB)	1.0
12t)	Clemons, Sea. (DE)	1.0
12t)	Coleman, NY-J (DB)	1.0
12t)	Lewis, Bal. (LB)	1.0
12t)	Muir, Ind. (DT)	1.0
12t)	Nakamura, Bal. (DB)	1.0
12t)	Pouha, NY-J (NT)	1.0
12t)	Pryce, NY-J (DE)	1.0
12t)	Raji, G.B. (NT)	1.0
12t)	Shanle, N.O. (LB)	1.0
12t)	*Shields, G.B. (DB)	1.0
12t)	Tapp, Phi. (DE)	1.0
12t)	Tatupu, Sea. (LB)	1.0
12t)	I. Taylor, Pit. (DB)	1.0
12t)	Urlacher, Chi. (LB)	1.0
12t)	Walden, G.B. (LB)	1.0



12t)	*Wilson, G.B. (DE)	1.0
12t)	Woodson, G.B. (DB)	1.0
12t)	*Zombo, G.B. (LB)	1.0
34t)	Babineaux, Atl. (DT)	0.5
34t)	Biermann, Atl. (DE)	0.5
34t)	Idonije, Chi. (DE)	0.5
34t)	Jackson, K.C. (DE)	0.5
34t)	Jenkins, G.B. (DE)	0.5
34t)	Kruger, Bal. (DE)	0.5
34t)	Landry, Bal. (DB)	0.5
34t)	Ngata, Bal. (DE)	0.5
34t)	Redding, Bal. (DE)	0.5

AFC / FUMBLE RECOVERIES

Rank	Player, Team	TotRec	OffRec	DefRec
1)	Roethlisberger, Pit.	2	2	0
2t)	Carr, Bal.	1	0	1
2t)	Charles, K.C.	1	0	1
2t)	Chung, N.E.	1	1	0
2t)	Edwards, NY-J	1	1	0
2t)	Flacco, Bal.	1	1	0
2t)	Gay, Pit.	1	0	1
2t)	Green-Ellis, N.E.	1	1	0
2t)	Hali, K.C.	1	0	1
2t)	Keisel, Pit.	1	0	1
2t)	Mankins, N.E.	1	1	0
2t)	McKinney, Bal.	1	0	1
2t)	Redding, Bal.	1	0	1
2t)	E. Reed, Bal.	1	0	1
2t)	Sanchez, NY-J	1	1	0
2t)	Tomlinson, NY-J	1	1	0
2t)	Woodley, Pit.	1	0	1

NFC / FUMBLE RECOVERIES

Rank	Player, Team	TotRec	OffRec	DefRec
1t)	Bishop, G.B.	2	0	2
1t)	T. Williams, G.B.	2	2	0
3t)	Forte, Chi.	1	1	0
3t)	Gaither, Phi.	1	0	1
3t)	Grimes, Atl.	1	0	1
3t)	Hawthorne, Sea.	1	0	1
3t)	J. Jones, N.O.	1	1	0
3t)	Justice, Phi.	1	1	0
3t)	Kuhn, G.B.	1	1	0
3t)	Matthews, G.B.	1	0	1
3t)	Obomanu, Sea.	1	1	0
3t)	Parker, Phi.	1	0	1
3t)	Rodgers, G.B.	1	1	0
3t)	Swain, G.B.	1	1	0
3t)	*Webb, Chi.	1	1	0

NFL / FUMBLE RECOVERIES

Rank	Player, Team	TotRec	OffRec	DefRec
1t)	Bishop, G.B.	2	0	2
1t)	Roethlisberger, Pit.	2	2	0
1t)	T. Williams, G.B.	2	2	0
4t)	Carr, Bal.	1	0	1
4t)	Charles, K.C.	1	0	1
4t)	Chung, N.E.	1	1	0
4t)	Edwards, NY-J	1	1	0
4t)	Flacco, Bal.	1	1	0
4t)	Forte, Chi.	1	1	0
4t)	Gaither, Phi.	1	0	1
4t)	Gay, Pit.	1	0	1
4t)	Green-Ellis, N.E.	1	1	0
4t)	Grimes, Atl.	1	0	1
4t)	Hali, K.C.	1	0	1
4t)	Hawthorne, Sea.	1	0	1
4t)	J. Jones, N.O.	1	1	0
4t)	Justice, Phi.	1	1	0
4t)	Keisel, Pit.	1	0	1
4t)	Kuhn, G.B.	1	1	0
4t)	Mankins, N.E.	1	1	0
4t)	Matthews, G.B.	1	0	1
4t)	McKinney, Bal.	1	0	1
4t)	Obomanu, Sea.	1	1	0
4t)	Parker, Phi.	1	0	1
4t)	Redding, Bal.	1	0	1
4t)	E. Reed, Bal.	1	0	1
4t)	Rodgers, G.B.	1	1	0
4t)	Sanchez, NY-J	1	1	0
4t)	Swain, G.B.	1	1	0
4t)	Tomlinson, NY-J	1	1	0



4t) *Webb, Chi.	1	1	0
4t) Woodley, Pit.	1	0	1

AFC / OFFENSIVE FUMBLE RECOVERIES

Rank	Player, Team	Ret	Yards	Avg	Long	TD
1)	Roethlisberger, Pit.	2	0	0.0	0	0
2t)	Chung, N.E.	1	0	0.0	0	0
2t)	Edwards, NY-J	1	0	0.0	0	0
2t)	Flacco, Bal.	1	0	0.0	0	0
2t)	Green-Ellis, N.E.	1	0	0.0	0	0
2t)	Mankins, N.E.	1	0	0.0	0	0
2t)	Sanchez, NY-J	1	0	0.0	0	0
2t)	Tomlinson, NY-J	1	0	0.0	0	0

NFC / OFFENSIVE FUMBLE RECOVERIES

Rank	Player, Team	Ret	Yards	Avg	Long	TD
1)	T. Williams, G.B.	2	0	0.0	0	0
2t)	J. Jones, N.O.	1	1	1.0	1	0
2t)	Forte, Chi.	1	0	0.0	0	0
2t)	Justice, Phi.	1	0	0.0	0	0
2t)	Kuhn, G.B.	1	0	0.0	0	0
2t)	Obomanu, Sea.	1	0	0.0	0	0
2t)	Rodgers, G.B.	1	0	0.0	0	0
2t)	Swain, G.B.	1	0	0.0	0	0
2t)	*Webb, Chi.	1	0	0.0	0	0

NFL / OFFENSIVE FUMBLE RECOVERIES

Rank	Player, Team	Ret	Yards	Avg	Long	TD
1t)	Roethlisberger, Pit.	2	0	0.0	0	0
1t)	T. Williams, G.B.	2	0	0.0	0	0
3t)	J. Jones, N.O.	1	1	1.0	1	0
3t)	Chung, N.E.	1	0	0.0	0	0
3t)	Edwards, NY-J	1	0	0.0	0	0
3t)	Flacco, Bal.	1	0	0.0	0	0
3t)	Forte, Chi.	1	0	0.0	0	0
3t)	Green-Ellis, N.E.	1	0	0.0	0	0
3t)	Justice, Phi.	1	0	0.0	0	0
3t)	Kuhn, G.B.	1	0	0.0	0	0
3t)	Mankins, N.E.	1	0	0.0	0	0
3t)	Obomanu, Sea.	1	0	0.0	0	0
3t)	Rodgers, G.B.	1	0	0.0	0	0
3t)	Sanchez, NY-J	1	0	0.0	0	0
3t)	Swain, G.B.	1	0	0.0	0	0
3t)	Tomlinson, NY-J	1	0	0.0	0	0
3t)	*Webb, Chi.	1	0	0.0	0	0

AFC / DEFENSIVE FUMBLE RECOVERIES

Rank	Player, Team	Ret	Yards	Avg	Long	TD
1t)	Gay, Pit.	1	19	19.0	19t	1
1t)	Redding, Bal.	1	13	13.0	13t	1
1t)	Carr, Bal.	1	0	0.0	0	0
1t)	Charles, K.C.	1	0	0.0	0	0
1t)	Hali, K.C.	1	0	0.0	0	0
1t)	Keisel, Pit.	1	0	0.0	0	0
1t)	McKinney, Bal.	1	0	0.0	0	0
1t)	E. Reed, Bal.	1	0	0.0	0	0
1t)	Woodley, Pit.	1	0	0.0	0	0

NFC / DEFENSIVE FUMBLE RECOVERIES

Rank	Player, Team	Ret	Yards	Avg	Long	TD
1)	Bishop, G.B.	2	7	3.5	7	0
2t)	Gaither, Phi.	1	0	0.0	0	0
2t)	Hawthorne, Sea.	1	0	0.0	0	0
2t)	Matthews, G.B.	1	0	0.0	0	0
2t)	Parker, Phi.	1	0	0.0	0	0
2t)	Grimes, Atl.	1	-2	-2.0	-2	0

NFL / DEFENSIVE FUMBLE RECOVERIES

Rank	Player, Team	Ret	Yards	Avg	Long	TD
1)	Bishop, G.B.	2	7	3.5	7	0
2t)	Gay, Pit.	1	19	19.0	19t	1
2t)	Redding, Bal.	1	13	13.0	13t	1
2t)	Carr, Bal.	1	0	0.0	0	0
2t)	Charles, K.C.	1	0	0.0	0	0
2t)	Gaither, Phi.	1	0	0.0	0	0
2t)	Hali, K.C.	1	0	0.0	0	0
2t)	Hawthorne, Sea.	1	0	0.0	0	0
2t)	Keisel, Pit.	1	0	0.0	0	0
2t)	Matthews, G.B.	1	0	0.0	0	0
2t)	McKinney, Bal.	1	0	0.0	0	0
2t)	Parker, Phi.	1	0	0.0	0	0
2t)	E. Reed, Bal.	1	0	0.0	0	0
2t)	Woodley, Pit.	1	0	0.0	0	0



NFL Team Rankings (Rankings by League)

	BAL	IND	KC	NE	NYJ	PIT	ATL	CHI	GB	NO	PHI	SEA
TYds/G	10	9	12	2	7	8	11	3	4	1	5	6
TYds/P	12	3	11	8	6	9	10	7	2	4	1	5
RYds/G	9	7	5	4	3	2	12	1	6	11	10	8
RshAvg	12	10	1	3	4	7	11	6	8	9	5	2
PsYd/G	10	7	12	4	8	9	11	6	3	1	2	5
PasAvg	10	1	12	9	6	8	11	4	2	5	3	7
%HdInt	6	1t	12	7	3	9	11	10	5	1t	8	4
Sac/PP	10	3	11	9	2	8	12	6	5	1	7	4
1D/Gm	5t	10	12	2	8t	4	11	5t	3	1	8t	7
3D Eff	3	4t	12	8	6	1	11	9	2	4t	7	10
4D Eff	3t	10t	7t	7t	2	6	3t	3t	10t	7t	1	10t
PR Avg	2			1	6	9		4	8	7	5	3
KR Avg	6	3t	7	5	3t	8	1	12	11	9	10	2
GPntAv	5	9	1	4	6	2	11	10	8	3	7	12
NPntAv	3	10	5	2	12	4	6	9	8	1	7	11
Pts/Gm	4	10t	12	8t	7	5	8t	6	3	1	10t	2
FG%	1t	1t		1t	7	8			6	1t	9	1t

	BAL	IND	KC	NE	NYJ	PIT	ATL	CHI	GB	NO	PHI	SEA
TYds/G	1	8	9	5	7	2	11	6	3	10	4	12
TYds/P	1	5	4	10	3	2	11	7	8	12	6	9
RYds/G	4	12	10	6	7	1	5	2	3	11	9	8
RshAvg	5	11	4	9	7	1	2	3	8	12	10	6
PsYd/G	1	3	9	4	6	5	12	8	7	10	2	11
PasAvg	1	3	8	11	7	2	12	6	4	10	5	9
%HdInt	1	4	9t	9t	3	8	9t	6	2	5	9t	7
Sac/PP	1	11	2	12	4	3	8	10	5	7	6	9
1D/Gm	2	9	10	1	8	3	12	7	4	5	6	11
3D Eff	3	10	9	7	6	4	12	1	2	5	11	8
4D Eff	8t	1t	12	1t	7	10t	1t	1t	10t	1t	1t	8t
PR Avg	5	10		1	9	8		3t	2	7	3t	6
KR Avg	7	12	11	10	6	4	1	9	8	5	2	3
GPntAv	10	11	1	2	7	9		4	6	5	3	8
NPntAv	6	5	2	1	10	9		4	8	7	3	11
Pts/Gm	2t	1	9	8	4	7	12	6	2t	11	5	10
FG%	3	5t	5t	1	5t	5t	4	5t	2	5t		5t



– SEASON REVIEW CLIPS –



Eisenberg: Ravens Were Good Enough To Win It All *Tweaking the Ravens' blueprint is a lot smarter than ripping things up.*

By John Eisenberg
BaltimoreRavens.com
January 25, 2011

It was one of those little moments that deserved more attention, a snap of clear-eyed logic that should have been delivered with trumpets blaring.

It came last week after the public portion of the Ravens "Season Review" press conference. Each of the speakers was lingering to answer questions in a more informal setting. Ozzie Newsome was still sitting at the dais, expounding on a range of subjects, as some reporters stood around him.

"How close are you to being good enough to get to the Super Bowl?" someone asked.

Newsome didn't hesitate.

"Three turnovers in the third quarter," he said, referring to the crucial mistakes that cost the Ravens so dearly in their playoff loss in Pittsburgh. "If it wasn't for (those turnovers), we would be playing this week, at home, with a chance to go to the Super Bowl."

In other words, Newsome, the Ravens' general manager and executive vice president, believed the team was good enough to get to the Super Bowl this year.

He was right. The Ravens were good enough.

That little factoid has gotten lost amid the moaning and handwringing about "what's wrong with the Ravens" and what needs to be done to "fix" them.

Yes, they have issues to deal with and shortcomings to address, but if they were good enough to get where they wanted to go this season, are those issues and shortcomings really so desperate?

I say no. I say the Ravens fell short not because of some fatal flaw in their structure or genetic code; they fell short because, after a season in which they ranked among the NFL's best at protecting the ball, they uncharacteristically gave it away a few times. That's called a fluke.

Don't misunderstand: I'm not denying they need a tweaking. They need to fix their running game, which was their No. 1 problem. They could use some new wrinkles on offense. Their quarterback needs to see the field better and trust his talent. A better pass rush and a big, physical cornerback would help.

But in spite of those issues, there still was enough right about the Ravens in 2010 for them to get where they wanted to go. No one who watched their games with Pittsburgh can say the now-AFC champion Steelers were any better. The teams were pretty much dead even for 12 quarters.

I'm not taking anything away from the Steelers, who play hard and smart and don't give away much. You have to earn your success against them. Not many opponents can.

If you watch the Steelers play long enough, you understand why they win again and again. They're consistently good.

The Ravens need to be more consistently good.

But that doesn't mean they should rip things up and try a drastically different approach, as some Internet posters and talk-show callers have suggested.

To the contrary, continuity is what they need.

That's the single most important quality top NFL teams share. They don't see the magic in reinventing themselves. They don't change that much from year to year.

They stay the course, and they're better for it.

It's the teams with stability at head coach and quarterback that tend to be in the hunt, the teams that understand they're close and avoid overreacting to breaks that fall for you sometimes and against you sometimes.



The Ravens certainly have that stability in the front office with Steve Bisciotti as their owner and Newsome as their general manager. They're much better off with the same continuity on the field, with John Harbaugh as their head coach and Joe Flacco as quarterback.

A lot of people wanted a new offensive coordinator, but that was never going to be a good idea with the players possibly being locked out because of the ongoing labor dispute. A year with no offseason is not the year to install a new offense.

Besides, Cam Cameron wouldn't be facing nearly as much scrutiny if the Ravens had only gained 4.7 yards per rush, as they did in 2009, instead of 3.8, as they did in 2010.

Trying to fix their running game and otherwise just tweaking their blueprint is a lot smarter than ripping things up. I could already hear the lament after next year's playoff loss: "Well, it was the first year for our new offense, a period of adjustment."

No thanks.

When you're as close as the Ravens are, you're better off making little changes, not big ones.

State of the Ravens: Bisciotti backs Harbaugh's decisions

By Jamison Hensley
The Baltimore Sun
January 20, 2011

At the State of the Ravens news conference Thursday, Steve Bisciotti addressed the fans' dissatisfaction over an underachieving offense, but the Ravens owner said that won't influence his team's moves.

Bisciotti supported coach John Harbaugh's decision to retain offensive coordinator Cam Cameron and endorsed Joe Flacco as his franchise quarterback.

Cameron has taken a brunt of the blame after the offense fell to No. 22 this season and managed 126 yards (a postseason record-low for the Ravens) in a 31-24 playoff loss at Pittsburgh last week. Bisciotti spoke with Harbaugh for a total of five hours spanning three straight days and consequently agreed that a change at offensive coordinator wasn't the answer.

"We like Cam under fire as our offensive coordinator next year," Bisciotti said during the 45-minute question-and-answer session with local media. "The fans' frustration can't lead us to offer somebody up for sacrifice for the things that went wrong."

Newsome, who described himself as a "sounding board" for Harbaugh, also backed the move to retain Cameron. In all three seasons with Cameron, the Ravens ranked in the top half of the NFL in scoring.

"I'm onboard with John and his decision," Newsome said. "And I'm also onboard with the process that John is going to undertake to make us better. Based on past experiences, the track that he's taking that will lead us to more success."

A year after Bisciotti put the growth of the offense squarely on Flacco, he continued to express confidence in the third-year starting quarterback.

Compared to 2009, Flacco's touchdowns (25) and quarterback rating (93.6) increased this year, his interceptions (10) decreased and his passing yards (3,622) remained essentially the same.

Bisciotti said Flacco has the ability to be one of the top quarterbacks in the league. Whether he'll ever be in the conversation when talking about elite ones, Bisciotti said, "We think so. We hope so. We're going to work to get him there. It might take killing off Peyton [Manning] or something like that to accelerate that process."

General manager Ozzie Newsome said Flacco shouldn't be considered a young quarterback after making 56 NFL starts.

"Over the past three years, I have been able to see a guy who can make all the throws, a guy that has poise, a guy that has command of this offense, but also a guy who can be inconsistent and not get it done at times," Newsome said. "It's upon all of us to take him to the next level. What that next level is? I don't know. But he has to be a better quarterback in 2011 than he was in 2010."

The offense didn't reach expectations partly because the wide receivers didn't meet theirs. Two of the Ravens' new wide receivers – Anquan Boldin, T.J. Houshmandzadeh – set career lows for receptions in a 16-game season and the other addition, Donte' Stallworth, caught a career-worst two passes.



The Ravens signed Stallworth in February, traded for Boldin in March and added Houshmandzadeh days before the season opener.

"If we'd have all the pieces in place at the beginning of March, the success of all of those guys would be increased," Newsome said. "If you can build continuity at the beginning of the offseason and build it all the way through, I think the production is there. That's the way I look at it. That's why I can take some of the blame."

Harbaugh said the Ravens will "rebuild the offense from the ground up" this offseason and he will take a hands-on approach with it.

"I don't want to give you the impression that I'm going to do it," Harbaugh said. "Cam drives that. The offensive coaches drive that."

Here are other topics covered Thursday:

•Bisciotti is confident that there will be a full season played in 2011 and a salary cap will return to the NFL. Many players are bracing for NFL owners to lock them out on March 4 if a new collective bargaining agreement isn't reached.

"We've got some work to do, there's no doubt about it," he said. "But it doesn't do me any good not to be optimistic. I know how intelligent and committed our group is to getting a deal done."

•Bisciotti said the Ravens are close to extending the contract of Harbaugh, who is entering the final year of his deal. Harbaugh, who earned about \$2.5 million this past season, is expected to make \$4 million per season (which is on the same level as Pittsburgh's Mike Tomlin) when he signs his extension, a league source said.

"I'm sure it will take another week or two because he's a tough guy to bargain with," Bisciotti said with a smile. "He'll get extension. We're pretty happy with him."

•Bisciotti's biggest disappointment this season was the Ravens' running game, which dropped to No. 14 this season.

"The run game let us down," he said. "When you're getting 4.8 yards per carry, that's the staple of your offense. You can't take what you're good at for granted and just think you're going to build on that."

•Bisciotti defended the radio comments made by Harbaugh earlier this year when the coach told an unhappy fan to root for someone else. It was in response to the fan calling for defensive line coach Clarence Brooks to be fired.

"I know John. Really, it didn't faze me," Bisciotti said. "We can take all the criticism in the world, but ... if your solution is to whack our partners, that's what John got frustrated with. Good organizations don't respond that way. And our goal, more than anything, is to be a quality organization."

Confident Ravens have their sights on a Super Bowl push ***Accomplishments of the past two seasons gives Ravens confidence***

By Don Banks
SportsIllustrated.com
July 20, 2010

By this point in July, there's a palpable sense of anticipation for the upcoming season in every NFL city. Hope is in full bloom across the landscape of the league as we creep within days of the opening of training camps. A touch of football fever is definitely in the air.

But with the possible exception of the singular hype-fest that has engulfed the New York Jets this offseason, perhaps nowhere are expectations as sky high as they are in Baltimore, where a bigger and bolder statement of 2010 intentions seems to get tossed out every few days or so.

And not just by fans who obsess over the Ravens every move. Some key Ravens themselves are doing the talking, and it's hard not to notice the building drumbeat of belief in Baltimore.

"Anything less than a Super Bowl win, really, is a disappointment for us," veteran Ravens receiver Derrick Mason said in a recent radio interview. "I think we've done more than enough over the last three years to put ourselves in position to win a championship. To do all we've done and not come out of this thing with a championship would be disheartening, especially for me because I'm looking at one, two years tops before I leave."



"I know a lot of the older guys on this team want to win a championship before they hang their cleats up. I just feel we are primed, and put together a great team. This is our opportunity to win a championship."

And then last weekend there was this from Baltimore quarterback Joe Flacco, arguably the most pivotal piece in the equation if the 2010 Ravens are to take a step up in weight class and win themselves a trip to Dallas in early February.

"I'm pretty excited, and I want to say it's the best team I've been on," Flacco told the *Baltimore Sun*. "We've got the talent to go as far as we want to."

OK, so the "best team I've been on" stuff sounds a little silly coming out of the mouth of a mere third-year player, but that doesn't mean I happen to think he's wrong. I believe this will be the best of head coach John Harbaugh's three Ravens teams, and that's no small accomplishment when you consider the following:

-- Only two teams in the NFL have won playoff games in each of the past two postseasons, Baltimore in the AFC and Arizona in the NFC.

-- All three of the Ravens' playoff wins under Harbaugh have come the hard way, on the road -- at Miami and Tennessee in the 2008 season, and at New England in 2009. No other team in the league owns more than two road playoff wins over that span (Philadelphia and the Jets).

-- Baltimore won 20 games the past two regular seasons, but both times it was forced to go the wild-card route of the sixth and final seed in the AFC playoff field, losing to the eventual conference champion each time (at Pittsburgh in 2008 and at Indianapolis in 2009). Let the Ravens improve their standing in the AFC North just a tad, and watch out come the postseason.

The rest of the AFC isn't about to step aside and make way for the coronation of the Ravens, of course. The Colts, Chargers, Jets, Bengals, Steelers and Patriots and Titans will be heard from. But there are a couple things that really make me believe some of the hype surrounding Baltimore is legit. First off, there are those three road playoff wins the past two Januarys.

Is there anything tougher in sports than going on the road in the NFL playoffs and winning? For my money, maybe not. The Ravens have done a lot of growing up and gained a host of valuable experience in the past two postseasons, and I think there's a payoff to come for the accomplishment of playing those five tough playoff road games in such a short span, winning three times.

The victory at Miami got your attention. Upsetting the No. 1-ranked Titans in Nashville was a stunner. But that utter domination of New England in Foxboro, where the Ravens simply imposed their will on the vaunted Patriots all day long, that was the kind of the win that told you something about how this Baltimore team was made. It's tough, resilient and won't shrink from playing a big game on the big stage because of the out-sized expectations that come along with it.

Granted, the Ravens did not play their best ball in losing the 2008 AFC title game at Pittsburgh, or that 2009 AFC divisional round game at Indianapolis. More than anything in those games, they looked like a spent road team that had exhausted itself just getting there. And don't forget Baltimore had to win in Week 17 at Oakland just to squeak into the postseason last year, meaning it was playing what amounted to back-to-back-to-back road playoff games at Oakland, at New England and at Indy in a three-week span.

I can't really say if the Ravens are a cocky bunch heading into this season, but I do perceive a deep sense of confidence has been born out of where they've been and what they've done the past two seasons. They know they haven't yet accomplished anything truly significant, but they've laid some important groundwork for chasing the game's ultimate prize. They've learned how to win games under pressure late in the season, against any opponent, no matter where they're played. Those type of skills usually come in very handy and steel a team during some future title run.

Another reason to be bully on Baltimore this season is the blend of promising youth and veteran star power that the roster features. Check the makeup of almost every championship club and you'll see a mix of ascending players who are just entering or are in their prime and a healthy dose of still-productive veterans who know how to get the job done. That's usually the ingredients for winning, and the emergence of the younger stars is nicely balanced by the sense of urgency that the veterans feel in the pursuit of a ring. As the 14th-year veteran Mason so succinctly put it, the time is now for a good portion of the Ravens roster. And everybody wearing purple and white knows it.

So on one side of the locker room you have the likes of Flacco, the 25-year-old franchise QB who's just approaching his best years, multi-faceted third-year running back Ray Rice, second-year offensive left tackle Michael Oher, fourth-year standout guard Ben Grubbs, and key young defensive stalwarts like defensive tackle Haloti Ngata and linebacker-defensive end Terrell Suggs (who's still only 27). And at the proverbial other end of the spectrum are future Hall of Fame middle linebacker Ray Lewis (35), Mason (36), center Matt Birk (34 this week), defensive end Trevor Pryce (35 next month), safety Ed Reed (31), and 33-year-old defensive tackle Kelly Gregg. They know the years are numbered and this is probably their last best shot.

That's the perfect match in the NFL. Young talent still on the rise and older pros who can still play and play at a high level. The young players in Baltimore seem to know how important it is for the older guys to take one more run at a Super Bowl and they want to hold up



their end of the bargain. As for the veterans, they're smart enough to know that it's the Ravens young stars like Flacco, Rice and Ngata who will likely help carry them across the finish line.

If you remember, something along the lines of that same formula worked pretty well for Baltimore in 2000, when the franchise won its only Super Bowl title. Back then, Lewis, running back Jamal Lewis, tackle Jonathan Ogden, cornerbacks Chris McAlister and Duane Starks, and linebackers Jamie Sharper and Peter Boulware were the team's young stars. But the Ravens roster was infused with key veteran leaders like Rod Woodson, Shannon Sharpe, Tony Siragusa, Trent Dilfer and Michael McCrary.

This year, with the high-profile addition of receiver Anquan Boldin, 29, as well as other useful veterans like Donte' Stallworth, defensive end Cory Redding, quarterback Marc Bulger, kicker Shayne Graham and second-round picks Sergio Kindle and Terrence Cody, the Ravens roster looks deeper and more well-balanced between youth and experience than any in recent memory. But the value of having so many key young players with a significant dose of playoff history already under their belts can't be overstated. That's the stuff championships are made of.

Baltimore's path to bigger things starts within its own division. The Ravens lost three times to the Steelers (including the playoffs) in 2008, and twice to the Bengals last year. Both years they finished a game out of the AFC North lead and had to take the much tougher wild-card road through January. A division title, a higher seed and maybe even a first-round bye should make for easier playoff sledding for Harbaugh's club, and that means taking care of business against the Bengals and Steelers in the regular season.

That's job one for Baltimore this year, and really the only thing the Ravens should be focused on between now and New Year's Day. But you have to like what you see coming together so far in Baltimore. And hearing the Ravens themselves do most of the big talking only tells me there's good reason for all that hope in the air.

Anquan Boldin adds exciting new element to Ravens offense

By Gary Graves
USA Today
August 2, 2010

WESTMINSTER, Md. — Just as Baltimore Ravens wide receiver Anquan Boldin and his family thought they had moved to a more comfortable mid-Atlantic climate, summer arrived with attitude and record heat, reminding him of something he thought he had left far behind.

Not the scorching temperatures of Arizona, where he spent seven seasons playing for the Cardinals. But the oppressive humidity of his native Pahokee, Fla., which is just north of Miami.

"It's definitely been more like Florida, hot and muggy," Boldin said. "But I'm used to it."

It might also prepare the three-time Pro Bowler for the heat he'll face on a Ravens team projected as a serious Super Bowl contender. Baltimore's offseason acquisitions of Boldin — who caught 84 passes for 1,024 yards and four touchdowns in 2009 — and Donte' Stallworth not only provide rising quarterback Joe Flacco two more deep threats, they upgrade a receiving corps including Derrick Mason and Mark Clayton.

Asked of his excitement about adding Boldin and Stallworth, Flacco explained, "they bring different things to the table, they're both great receivers and they're proven. Anytime you bring guys like that to your team, it's going to benefit you. ... I can't wait to get them out here and play with them a little bit come preseason."

Boldin, though, carries the brunt of expectations because he has averaged a 1,000 yards a season thanks to physical play against defenders on routes short and long. And he is just two years removed from the Super Bowl. Boldin's 45-yard reception start up the Cardinals first touchdown in that game.

The 29-year-old, who with Larry Fitzgerald comprised Arizona's wicked receiving tandem, caught a team-high eight passes for 84 yards in a 27-24 loss to the Pittsburgh Steelers that stoked the Florida State product's fire to close the deal. Kurt Warner's retirement this spring hurt the chances of it happening in Arizona. That and his desire for a new deal led to his March trade to Baltimore, which signed him to a multi-year contract.

"I just see it (the trade) as the opportunity to win a championship," Boldin said. "The pieces we have in place here, they've always had a great defense and been able to run the ball, but (now the Ravens are) surrounding Flacco with different weapons."

"Right now we have a slew of guys that he can get the ball to, guys that'll make plays down the field — Donte', Mason, Clayton, three running backs, (tight end Todd) Heap, two rookie tight ends. I think we should be a pretty good offense."



Impressive as last season was for Boldin, whose most recent Pro Bowl selection was 2008, it ended with him watching Arizona's playoff run from the sideline. An ankle injury sustained in a regular season-ending loss to Green Bay kept him from the Cardinals' crazy, 51-45 wild-card playoff against the Packers and their blowout loss at New Orleans.

Certainly, durability isn't an issue for Boldin, who has started 92 of 95 games in his career. And seeing the muscular 6-1, 217-pounder hold his own against the defense during the Ravens' practice at McDaniel College demonstrates his intensity.

"I think definitely adding Anquan Boldin to my team made me want to come back for a 15th year," joked veteran linebacker Ray Lewis, who has become fast friends with Boldin.

"Me and Anquan, we joke a lot but (love of the game) is one thing we talked about. If we walked into the street right now we would play against anybody one-on-one, and it's the same thing when you step out here and play football on this field."

Boldin has also built a quick bond with Flacco, hooking up with his quarterback twice a week during the offseason to talk football mostly. Given the close quarters and tight schedule of training camp, they should know a lot more about each other when it ends.

Boldin says he's happy with his new surroundings and teammates and open to whatever role develops on a unit flush with experience. Given his Super Bowl experience, he has no problem taking charge of Baltimore's quest to return there — no matter how hot the spotlight gets.

"That's the reason you play this game, to win it all," Boldin said. "I've been at the doorstep, played in the Super Bowl and unfortunately I didn't win it. That's the reason I'm playing; I really wanna get that ring and I feel this team has what it takes to get there and win it."

Revived Suggs a 'freaking action hero'

Feeling abandoned after his worst season, Suggs trained with a chip on his shoulder

By Ryan Mink
BaltimoreRavens.com
August 26, 2010

Before Terrell Suggs' junior season at Arizona State, then defensive line coach and current Ravens Outside Linebackers Coach Ted Monachino called Suggs into his office.

Monachino knew Suggs was a goal-setter by nature. He also knew Suggs was an incredible athlete.

"How many sacks do you want this year?" Monachino asked.

"More than anybody's ever had," Suggs replied.

"How good do you want to be?"

"The best."

With that motivation driving him, Suggs set the NCAA single-season record with 24 sacks and won the Bronco Nagurski Award, given to the best defensive player in the nation.

"I've always been driven," Suggs says. "But that's when I first took it seriously, in that meeting."

Eight years later, Suggs is coming off what he openly calls the worst season of his career. But he knows he's the same motivated person he was in college — no matter how many million dollars richer.

Suggs said he entered the offseason with a chip on his shoulder. He dropped about 20 pounds and is back to terrorizing offensive tackles. He's looking like the Terrell Suggs of old.

There's only one difference.

Now Suggs feels he has nothing to prove. He's got just one goal.

"Dallas, Texas. Lombardi," Suggs said. "I've had every individual award you can name, but they only last for the moment. Nobody will ever forget a Super Bowl champion."



Suggs would like to forget much of last year. His troubles began in the offseason, when he signed a reported six-year, \$62.5 million contract, making him the highest-paid linebacker in NFL history. Along with the money came expectations.

"It wasn't like I was demanding the Ravens, or any team for that fact, to sign me to a big deal," Suggs said. "I didn't want to be the highest-paid anything. I just wanted what was fair and that was for the front office to determine.

Suggs spent the 2008 season trying to bulk up so he could be more dominant against the run and be considered a defensive end. He suffered a shoulder injury that year, which hampered his 2009 offseason training. Next came a preseason heel injury, which made it even harder to get into shape.

On the field, Suggs was still a force against the run. But the explosion off the snap and speed around the end wasn't vintage Suggs. In 13 games, with three lost to a knee injury suffered in Week 10, he logged a career-low 4.5 sacks.

"I guess in the end it kind of backfired on me," Suggs said. "I was always stout against the run. I just wanted to be more dominant. But the more dominant I got versus the run it kind of took away from my pass rushing. Now I've got to get back to doing me."

Teammates such as Ray Lewis, Trevor Pryce, Haloti Ngata, Kelly Gregg and Jarret Johnson stuck by him, Suggs said. After all, Johnson said Suggs "probably demands the most respect on this team from his teammates" because of the plays he's made over seven seasons and the laid-back, good person that lies below the jokester he often portrays.

But Suggs was hurt by the criticism he received from outside the locker room.

After seven seasons of standout play and three Pro Bowls, Suggs felt like the media and fans turned on him – mostly because of his contract.

"I kind of really found out who was in my corner and who wasn't," Suggs said. "Last season was my worst season, but I was going to have that season regardless of whether I had a new deal or not for the simple fact that I was coming off a season that I got hurt and there were a lot of changes."

Suggs got away from Baltimore this offseason to clear his head at home in Arizona, which elicited more message board questions about his devotion to the team. He said he approached the offseason "with a chip on my shoulder."

His work in the gym is obvious. Suggs is chiseled again. But Suggs said it wasn't hard to lose 20 pounds this offseason. He just did the work his trainers put ahead of him and stayed away from the foods he was supposed to (like Kentucky Fried Chicken).

What helped him the most, he says, were simple pleasures like putting his kids to bed each night, waking up with them in the morning and driving them to school. Suggs says fans don't realize that professional athletes have their own lives away from sports.

"I'm not just a football player," Suggs said. "It's my sport. It's what I chose as an occupation. I'm also a father, someone's fiancé, someone's brother, someone's son. I wear a lot of hats.

"When you're with the family you're stress-free. Once I got away from the negative energy, that's when everything started to come together and I became Terrell again. I became my old self. I definitely feel happier."

With the pressure of his contract melted away, Suggs' ebullient personality took over Westminster, Md. He was constantly jabbering during training camp, talking trash on his offensive teammates and even coaches. One day he yelled out to Offensive Coordinator Cam Cameron to stop the "tom foolery" after blowing up a trick play.

Suggs says he's having fun again.

"He always has played best when he has a smile on his face," Monachino added. "That comes with confidence and the guy really has supreme confidence right now."

Suggs has noticed a difference physically as well. Now listed at 260 pounds, doesn't get as tired and his explosion is visibly back. He manhandled Redskins first-round draft pick Trent Williams last Saturday, beating him multiple times before eventually notching a sack.

"He looks like a freaking action hero this year," Johnson said. "It's going to be a better year for him."

Suggs hasn't projected any sack totals this year. It's not about that anymore, he says. He's focused on winning for those who stuck by him last season, driven to win the division, secure a first-round bye and compete for a Super Bowl.

"I really don't feel like I have to prove anything," Suggs said. "It's not about me. It's more about what can we accomplish together. Individual stuff, that's easy. Getting all the way to the promise land is the challenge."



The past year has been a learning experience for the 27-year-old Suggs. But despite the trials that have affected him, deep down he is still the same player that sat in Monachino's office eight years ago, the same sack-artist waiting to break out.

"I've always wanted to be the best," Suggs said. "But throughout not only the season, but your life, you get different obstacles that come and alter that a little bit. But if you keep your eyes on the goal and stay on the path, you should come out the other end."

Ravens acquire cornerback Josh Wilson from Seahawks

By Aaron Wilson
Carroll County Times
September 1, 2010

OWINGS MILLS – The Baltimore Ravens landed the reinforcement for the secondary that they've been coveting, trading a conditional fifth-round draft pick Tuesday night to the Seattle Seahawks in exchange for cornerback Josh Wilson.

The Ravens have been searching for help at cornerback ever since starter Domonique Foxworth was lost for the season with a torn anterior cruciate ligament one day before the start of training camp.

A former University of Maryland standout, Wilson has intercepted six passes in 24 starts since being drafted in the second round by Seattle three years ago.

"Oh man, I'm excited, I'm ready to go," Wilson told the *Carroll County Times* in a telephone interview. "I get to go back, right down the street. It's a comfort zone. I couldn't be happier."

"It's a great situation: great team, great defense, great opportunity. As a player, you couldn't write your own story any better. With the Ravens, you can compete for a championship."

Wilson is expected to assume nickel back duties immediately and could eventually compete for a starting job. If he plays a lot, then the Seahawks will obtain the Ravens' 2011 fourth-round draft pick.

Wilson, 25, is known for his speed and kick return skills. He returned both of his interceptions for touchdowns last season and has returned three for scores for his career.

"Josh is someone who has started a lot of games for a young player, plus he has been a good special teams player both as a kick returner and in coverages," general manager Ozzie Newsome said. "He adds depth to our secondary and will help us. Pending his physical, we expect Josh to be taking snaps against the Jets on opening night."

Heading into the first game against the New York Jets, the Ravens have been planning to start Fabian Washington and Chris Carr. Cary Williams is suspended for the first two games for violating the NFL personal conduct policy.

And veteran Travis Fisher hasn't had a steady preseason.

Wilson is undersized at 5-foot-9, 192 pounds, but has a reputation for speed.

The Upper Marlboro native ran the 40-yard dash in 4.39 seconds at the 2007 NFL scouting combine.

"I'm going to bring whatever they need me to bring and do it full speed and the way they want me to do it," Wilson said. "I'm going to bring my aggressiveness, playmaking ability and love for the game. They hope to get me in there and learn the system as quick as I can. I don't have much time. I need to do it in record fashion."

Wilson is expected to arrive in Baltimore today. He's not expected to play in the Ravens' preseason finale Thursday night against the St. Louis Rams.

"He's an extremely fiery and aggressive player, and I think he's very talented," said Foxworth, who played with Wilson for the Terrapins. "I know his personality fits into what we're building here. Josh is a no-nonsense type of guy that fits in with this defense and what it means to be a Raven."

Wilson has recorded 124 career tackles, 24 pass deflections, three forced fumbles and three fumble recoveries. He started 12 games last season and registered 44 tackles and 14 pass deflections.

He has averaged 25 yards per kickoff, running one back 89 yards for a touchdown as a rookie.



He'll need to learn the Ravens' playbook in rapid fashion.

"They hope me to get in there and learn the system as quick as I can," Wilson said. "I'm all about getting going. I don't have much time I need to do it in record fashion. As soon as I get there, Domonique is going to talk me through everything.

"When I was a young guy at Maryland, he led me the right way and gave me the assistance I needed. Hopefully, I can lean on him again and he already said he would help me out. This gives me enough time to know what I need to know to perform at a high level."

Wilson's late father, Tim Wilson, played fullback for the Houston Oilers as Earl Campbell's blocking back.

"Off the field, he is a high-integrity guy," Foxworth said. "He's a family man, who is very smart and community-minded."

Although Wilson was a bit surprised to be informed during practice that he had been traded, returning to his home state and playing for a contender has him excited.

"This is one of the best opportunities you dream about," Wilson said. "Seattle is kind of in transition. They've had a couple of bad years. They've got to turn this program around whereas the Ravens have been in the playoffs and are competing for championships. It's a great situation."

Cundiff beats Graham in competition for kicking job ***Backup quarterback Troy Smith and wide receiver Demetrius Williams also cut***

By Ed Lee
The Baltimore Sun
September 4, 2010

Billy Cundiff's stay in Baltimore will last a little longer.

The 30-year-old journeyman who ended last season as the Ravens' kicker will begin this season in the same role as Cundiff beat out 32-year-old Shayne Graham, who was cut by the team Saturday.

Cundiff converted 15-of-20 field goals in 14 regular-season and playoff games last year, but the incumbent was thought to be the underdog against Graham, the fourth-most accurate kicker in NFL history who had been unceremoniously released by the Cincinnati Bengals in the offseason.

In the preseason, Cundiff appeared to take a slight lead. In training camp workouts at Westminster when reporters were permitted to watch, he connected on 82 of 96 attempts, a success rate of 85.4 percent. Graham converted 83 of 103 attempts, or 80.5 percent. In three preseason games — neither kicker got a chance in the Ravens' preseason finale against the St. Louis Rams Thursday night — Cundiff went 3-for-3. Graham was 2-for-3, missing from 50 yards.

In a written statement announcing the organization's roster moves, coach John Harbaugh said Cundiff had played his way onto the team as its primary kicker.

"He won a great competition, and he earned this spot," Harbaugh said. "We've talked about this the entire preseason: Both Billy and Shayne rose to the occasion and performed at high levels. We know Shayne will kick in the league, but we feel very good about the decision to go with Billy."

The team also parted ways with quarterback Troy Smith, who completed 54.0 percent (34 of 63) of his passes for 388 yards this preseason. But the fifth-round pick in 2007 was intercepted twice in a 27-21 loss to the St. Louis Rams in the preseason finale Thursday night, and he was considered expendable after the franchise had signed Marc Bulger in July.

Noting that the Ravens last went with just two quarterbacks in 2006 when the late Steve McNair was backed up by Kyle Boller, general manager and executive vice president Ozzie Newsome said the decision boiled down to adding depth at another position.

"The competition to make our team was very heated, and we decided to keep a position player rather than a third quarterback," Newsome said in a written statement. "We have a number of young guys who made our team who have tremendous upside, plus they can help us win this year."

Another interesting development was the decision to cut wide receiver Demetrius Williams. The fourth-round pick in 2006 could not live up to expectations as a downfield threat, and injuries further hampered him.



In waiving Williams, the organization elected to retain wide receiver Marcus Smith and rookie David Reed. Both Smith and Reed can contribute heavily on special teams.

Another mild surprise involved cornerbacks Travis Fisher and Prince Miller. Domanique Foxworth will miss the season with a torn anterior cruciate ligament in his right knee, Fabian Washington, Lardarius Webb and Chris Carr are recovering from their respective ailments, and Cary Williams will miss the first two games of the season after violating the league's personal-conduct policy.

But Fisher is a nine-year veteran who would have been guaranteed a full year's salary if he had been on the opening-day roster. Miller, an undrafted rookie, muffed a punt against the Rams, and both he and Fisher sunk lower on the depth chart after the team acquired Josh Wilson from the Seattle Seahawks on Tuesday.

The Ravens also dealt outside linebacker Antwan Barnes to the Philadelphia Eagles in exchange for an undisclosed draft pick in 2011.

Barnes, a fourth-round pick in 2007, posted a career-high three sacks in 11 regular-season games last year and was expected to back up starter Terrell Suggs. Barnes finished this preseason with 10 tackles and a ½ sack.

Barnes did not return a request for comment, but via his Twitter account (vikes42), he wrote, "Wooooo.....I had a good run in Baltimore.....thank everyone for your support.....its a new beginning and I'm ready to be a eagle..."

His absence allowed linebackers Edgar Jones, Jason Phillips and Prescott Burgess — three players who were believed to be on the bubble — to remain with the organization.

The team released cornerbacks K.J. Gerard, Chris Hawkins and Brad Jones, wide receivers Justin Harper and Eron Riley, offensive tackles Joe Reitz and Devin Tyler, guard Bryan Mattison, tight end Davon Drew, running back Curtis Steele and linebacker Albert McClellan.

The team moved offensive tackles Stefan Rodgers (right ankle) and rookie Ramon Harewood (knees), defensive tackle Kelly Talavou (left knee) and guard/center David Hale (bruised tailbone) to injured reserve.

Ravens to open season with tough road games

Ravens travel for four of first six games, with three of those games against 2009 playoff teams

By Jamison Hensley
The Baltimore Sun
September 5, 2010

If this year is truly the Ravens' road to the Super Bowl, they must prove they can survive the road at the beginning of the season.

With one of the most brutal starts in the NFL this season, the Ravens travel for four of their first six games. To make the challenge even greater, three of those road games are against 2009 playoff teams (the New York Jets, Cincinnati Bengals and New England Patriots) who went to the playoffs last season and the other happens to be at the Ravens' chief AFC North rival (the Pittsburgh Steelers).

"Really, that was the primary purpose having a great training camp because of who we're playing on the road," coach John Harbaugh said. "We have an opportunity to take control of this conference, and that's our goal."

The Sept. 13 season opener is against the Jets at the Meadowlands, where emotions will be heightened because it's Monday Night Football as well as the Jets' first game at their new stadium. The Ravens then have a short week of preparation (because the opener is on Monday night) leading up to their trip to Cincinnati, where the Ravens have lost four out of the last five times.

This marks the first time in the Ravens' 15-year history that they play their first two games on the road.

After their home opener against the Cleveland Browns, the Ravens head on Oct. 3 to Pittsburgh's Heinz Field, which has historically been the toughest place for the Ravens to win. Since becoming the first team to win there, the Ravens have gone 1-9 at Heinz, losing the last four trips (including the AFC Championship game two seasons ago).

The Ravens play the Denver Broncos at home before going to New England on Oct. 17. It was earlier this year that the Ravens ambushed the Patriots at home in the playoffs, but New England has a 59-13 (.819) record at Gillette Stadium.

"If you start out hot early, especially playing on the road against good teams, that's going to build so much confidence," linebacker Jarret Johnson said. "If we can go in and beat these teams, we can go anywhere. At the same time, if we go in and drop a few of those



games, it's going to set us back and that's one place where we don't want to be. We're going to hit it hard early in the season and we're going to find out a lot about ourselves."

Under Harbaugh, the Ravens have done an admirable job away from home. Their road record is 11-10 (including the playoffs).

But the first four road opponents — the Jets, Bengals, Steelers and Patriots last season — won 75 percent of their home games last season.

Asked about this imposing stat, defensive end Cory Redding pointed to the first three days of training camp, when the Ravens had two contact practices for the first three days.

"In this whole training camp mode, we were trying to build that identity of the team we want to be in 2010, build that sense of toughness," Redding said. "With that being said, let's start the damn season off with these road games. That is going to be a true test of where we're at."

Some Ravens fans don't believe this "test" is coincidental.

In the Ravens' 2000 Super Bowl season, the NFL schedule makers made the Ravens play five of their first seven games on the road. In 2008, as the result of Hurricane Ike hitting Houston, the league decided to postpone the game (forcing the Ravens to play 15 straight weeks) instead of relocating it to New Orleans or Atlanta.

And last season, the Ravens were the only AFC North team that had to play three teams coming off their bye week.

Still, Harbaugh said he doesn't buy into any NFL conspiracy theory against the Ravens.

"You play eight [games] on the road and eight at home," Harbaugh said. "Everybody has to do that, so they can't get around that one. We'll play our share of home games."

Those share of home games comes in the stretch run of the regular season. Four of the Ravens' six final games are at M&T Bank Stadium.

"We know toward the end of the season, people are going to have to start coming to Baltimore," cornerback Fabian Washington said. Playing late-season games at home is preferable, according to wide receiver Derrick Mason.

"Would you rather be at the end of the year in New England or in New York or back here at home, where the weather is better," he asked. "I would rather be here than those places at the end of the year. So, [the schedule] balances itself out."

Ravens upgrade receiving corps by signing Houshmandzadeh ***Veteran wide receiver signs one-year deal, will play in season opener vs. Jets***

By Jamison Hensley
The Baltimore Sun
September 7, 2010

The Ravens' relentless mission of building a top-flight passing attack continued Monday, when the team reached a one-year agreement with free-agent wide receiver T.J. Houshmandzadeh and traded former first-round pick Mark Clayton to the St. Louis Rams.

In a span of six months, the Ravens gutted one of the thinnest wide receiver groups and built one of the NFL's best for quarterback Joe Flacco. A team that once didn't have a legitimate No. 1 wide receiver now has three who have headlined passing games at some point in their careers.

Houshmandzadeh, Anquan Boldin and Derrick Mason have all produced 100-catch seasons, and each caught at least 73 passes last season.

And they all share these traits: They're physical and sure-handed.

"It should present a little bit of a picture about the type of offense and the type of a team we want to build," coach John Harbaugh said. "Those are our kind of guys, and it's good to put good players out there together."

The only criticism of this group is the lack of a deep threat. Boldin, Mason and Houshmandzadeh are considered possession receivers.



They'll win battles for contested passes, but they aren't known for beating cornerbacks down the field. None has a career average of more than 13 yards per catch.

The Ravens' fastest receiver, Donte' Stallworth, is out for at least another six weeks with a broken left foot.

"You know how you stretch the field? You run deep," Harbaugh said. "They've got to cover you -- especially when you have guys running down the field that can catch the ball. So you run deep and you throw it to them. If they don't cover them, they'll catch the ball and they'll score. So I guess what I'm saying is I think it's a little overblown. You put good players on the field and they're threats."

Because of the receivers' similar styles, no one linked Houshmandzadeh to the Ravens. But it's a low-risk move for a team with Super Bowl aspirations.

Houshmandzadeh, 32, agreed to the veteran minimum (\$855,000) two days after he was released by the Seattle Seahawks, who will pay him \$7 million this season.

A Pro Bowl selection in 2007, Houshmandzadeh reportedly chose the Ravens over the Oakland Raiders. He will sign with the Ravens after passing his physical today and play in Monday's season opener at the New York Jets, according to Harbaugh.

Bringing in Houshmandzadeh is the latest move at wide receiver for the Ravens, who traded for Boldin, re-signed Mason and added Stallworth this year.

"He's another proven weapon for our offense -- a big receiver with good hands and toughness," general manager Ozzie Newsome said of Houshmandzadeh. "The one other thing that every coach and player we talked with about him indicated is that T.J. is a driven player with an excellent work ethic."

Last season, Houshmandzadeh caught a team-best 79 passes for 911 yards and three touchdowns. Before signing a five-year, \$40 million deal with Seattle, he had three straight seasons of 90 or more catches for the Cincinnati Bengals.

During his time with the Bengals, Houshmandzadeh continually hurt the Ravens. In 13 meetings, he averaged six catches for 76 yards.

The Ravens had expressed interest in Houshmandzadeh when he was a free agent last offseason, according to Newsome.

"When I heard the news, I said, 'Oh man, we've got something great going on over here,'" said cornerback Josh Wilson, who played with Houshmandzadeh in Seattle last season. "Everybody knows what type of player he is, that's not a question."

Flacco, Boldin, Mason, tight end Todd Heap and running back Ray Rice weren't made available to reporters Monday to talk about the changes on offense.

Harbaugh said he was "excited" to have the chance to add a top-notch receiver just a week before starting the regular season. The Seahawks decided to release Houshmandzadeh in favor of younger players such as Mike Williams, Deon Butler and Golden Tate.

"We're sure very thrilled to have him here," Harbaugh said. "I feel good about the fact that -- as an organization -- we've been very aggressive in trying to make our team better."

Harbaugh declined to explain why the Ravens brought in Houshmandzadeh and got rid of Clayton. It is believed the Ravens will exchange picks with the Rams in a later round of the 2011 draft for Clayton, who could become St. Louis' No. 1 receiver.

While Clayton is a faster receiver, Houshmandzadeh is the more consistent one. Houshmandzadeh has averaged 93 catches the past four seasons. Clayton, the 22nd overall pick in the 2005 draft, has put up declining reception totals the past three seasons. His 34 receptions last season were a career low.

Still, Clayton had beaten out Stallworth in the preseason to be the Ravens' No. 3 receiver.

"Mark is a good person who did everything he could to help the Ravens on and off the field," Newsome said. "In the end, we have to do what we think is best for the team, but letting Mark go hurts. He was first-class all the way, even when we met with him about the trade. This is a tough part of the business."

Clayton's best season came with quarterback Steve McNair in 2006, when he led the team with 939 receiving yards. In 2008, Clayton led the Ravens with an average of 17.1 yards per catch.

But he had a critical drop in a 27-21 loss at New England in the regular season last year and made only one catch in the playoffs.

"Mark was just one of the most special guys we've had here -- one of our top leaders," Harbaugh said.

Clayton did not return phone calls from The Baltimore Sun.



Players were surprised to hear that the Ravens parted ways with Clayton a week before the season opener.

"That's crazy," rookie receiver David Reed said. "Mark is a great receiver, a great role model and a great teacher. It was sad to see him go."

It's interesting to note that the Ravens' acquisition of Houshmandzadeh came hours after the Jets reached a new deal with Darrelle Revis, which ended the Pro Bowl cornerback's holdout. Jets fans aren't the only ones who are excited that Revis will be playing the Ravens on Monday night.

"I'm glad they got him," Ravens fullback Le'Ron McClain said, "so there won't be no excuses now."

Flacco proves he can be hero when Ravens need him to be

By Pete Prisco
 CBSSports.com
 October 3, 2010

PITTSBURGH -- All that stood in front of Baltimore Ravens quarterback Joe Flacco and a career-defining moment were 40 yards and 11 players on the NFL's top-rated defense, many of them ready to pin their ears back with the desire to slam him violently to the ground and end the game.

Oh, and his team trailed the Pittsburgh Steelers by four, there was just 1:08 left in the game and Flacco had no timeouts to use. Four pass plays later, with the ball never touching the ground, the Ravens were in the end zone -- courtesy of an 18-yard shot from Flacco to T.J. Houshmandzadeh -- for a stunning 17-14 victory over the Steelers at Heinz Field.

You wouldn't think a burly 245-pound fullback would have the best take on a young quarterback, but Ravens fullback Le'Ron McClain nailed it Sunday when asked about Flacco.

"There should be no more questions about Joe Flacco," McClain said. "Not that there should have been in the first place, but this puts that talk to bed."

Sleeping soundly now.

Flacco was one of the toasts of the league as a rookie two years ago, when he led the Ravens to the AFC Championship Game here. Future star was stamped all over his forehead. But in the year-plus since, Flacco has earned a reputation for checking down too much and not being aggressive enough. He even earned a step-up-in-2010 comment from Ravens owner Steve Biscotti after last season.

That made Year 3 a big one for him, although you would never know it. That's why he has earned the nickname Joe Cool.

That nickname was challenged the last time he played on the road. At Cincinnati in Week 2, Flacco was picked off four times in a 15-10 loss. He was 17 of 39 for 154 yards. It was as ugly as the numbers, maybe worse.

So as he readied for Sunday's game, the question was whether Flacco could do enough to beat the Steelers defense. Even a run-first team like the Ravens doesn't run on the Steelers, so they had to get more out of the passing game.

Flacco responded. He hit 24 of 37 passes for 256 yards and the game-winning touchdown with 32 seconds left to stun the crowd and give the Steelers their first loss of the season.

OK, so the Steelers were playing with Charlie Batch, their fourth quarterback, but anytime you can beat the Steelers on the road, it's a big deal.

In a game featuring two of the nastiest defenses, two teams that hate each other, it came down to the passing game. Doesn't it always in this league?

"There's not too many better ways to win a game when you're coming to Pittsburgh," Flacco said after the game. "We were fortunate enough to get the ball back because of our defense, but I felt like we just got into a little groove."

On the previous series, the Ravens had a chance to take the lead. They had a first down at the Steelers' 8, but Flacco threw three incomplete passes, including one on fourth down, to give the Steelers the ball at the 3 with 2:40 left.



The Steelers then bungled their possession with two false starts and didn't even try a pass before punting the ball. That strategy will be questioned. One first down and the game would have been over. Instead, the Steelers opted to turn it over to their defense, basically telling the Ravens that their offense wasn't good enough.

"If I can put my defense on the field around midfield and somebody has to have a touchdown to beat us, I'll take my chances with that," Steelers coach Mike Tomlin said.

The Ravens saw it another way.

"I think that was [an insult] to us," McClain said. "They didn't think we could do it."

Taking over at the Steelers' 40, Flacco hit Anquan Boldin for 9 yards and then for 3 yards and a first down at the 28. The next play he hit Houshmandzadeh on a 10-yard out in front of a loose-covering Bryant McFadden.

That set up the next play, which was the winning score. The play was simple, an out and up by Houshmandzadeh. McFadden bit on the double move and Flacco, standing tall in the face of a blitz, fired a bullet into the stomach of the wide-open Houshmandzadeh for the score.

The Steelers did nothing when they got the ball back with 28 seconds, putting the Ravens at 3-1, the teams tied atop the AFC North. Both should be happy about where they are now. The Ravens have played three of four on the road to open the season. The Steelers played four games without suspended quarterback Ben Roethlisberger, who will be back in two weeks when they play Cleveland.

Flacco now has five touchdown passes and six interceptions for the season. The past two weeks, he has completed a combined 46 of 68 passes for 318 yards, four touchdowns and one interception.

Amazing stat of the season: The Ravens have thrown at least 31 times in each of their four games. That's high for a group known for being a running team. So are they morphing into a passing team as Flacco grows up?

"We're still a running team," McClain said.

You would expect that from him, since he's a back, so I asked elsewhere.

"This is still a run-first team," receiver Derrick Mason said.

Houshmandzadeh hinted that he wasn't exactly happy with that after the game. He said he hadn't been used much the past couple of weeks, at least not until the final drive.

"I think we're evolving," Houshmandzadeh said. "When you've done something for so long, it's hard to change when you've had a little success. It's been a rough two games for me, to be honest with you. I would be lying to you if I said things weren't going through my head. We're going to evolve."

Flacco might have proved it's time to do just that. The Ravens ran for just 70 yards on 27 carries. That 2.6 average won't win many games, which is why Flacco's performance was so vital.

It will be even more so the rest of the way. This is his team now, even if there were doubts about it before Sunday.

That's why so many writers wanted to ask Ravens players if this was a defining moment for Flacco's career.

"I hope not," Mason said. "I hope there's a lot more."

There will be, but this is the kind of game that can stamp a quarterback. When you do what Flacco did to the league's top scoring defense, it speaks volumes.

Even if Mason won't say it, I will. This was Flacco's defining moment, one Ravens fans will look back on years from now and say that their quarterback needed to cover 40 yards to show he had arrived.



Ravens best in NFL? Some saying yes

By Jamison Hensley
The Baltimore Sun
October 11, 2010

Improving to 4-1 after their most convincing win of the season, the Ravens have the best record in the NFL.

So, are they the best team in the league at Week 6?

Click on the Sports Illustrated website and they're atop Peter King's "Fine 15." Turn on "Sunday Night Football" and NBC analyst Tony Dungy is saying the Ravens looked "like the best team in the AFC today." Look at the NFL rankings Wednesday and expect to see the Ravens on top of many of them.

All this talk just makes Ravens coach John Harbaugh shake his head.

"We know how bogus it is. It means absolutely nothing," he said a day after the Ravens' 31-17 win over the Denver Broncos. "The same guys that have got us up there this week had us way down there two or three weeks ago. We don't care. It's irrelevant to us. We just think it's all hot air."

Harbaugh added, "Anytime they're saying nice things about you, we're very wary. We like it when you don't say nice things about us. We like to read that."

The Ravens relish the underdog role, but it's difficult for this team to stay under the radar. The only other teams at 4-1 this season are the Atlanta Falcons and Chicago Bears. The Ravens' record is more impressive considering that they beat the New York Jets in their opening game at the New Meadowlands Stadium, delivered a last-minute comeback win at Pittsburgh and slowed down the NFL's top passing attack in defeating Denver. The players, though, share Harbaugh's attitude.

"We don't care if we're considered the best team in football," wide receiver Derrick Mason said. "If you want to call us the best team in the league, so be it. We know we have a long way to go."

The Ravens' next challenge is playing a motivated New England Patriots team. It was only nine months ago that the Ravens went to New England and routed the Patriots, 33-14, in the playoffs.

"The last one, those are the ones you kind of remember," Patriots coach Bill Belichick said Monday. "I think we've moved on from all those and now we have a chance to play that team again. It's a new matchup, a new game, but ... hopefully, we can learn from some of the things that happened in that game."

This marks the first game for the Patriots without wide receiver Randy Moss, who was traded to the Minnesota Vikings. But New England has had time to regroup because last week was its bye.

The Patriots are 8-2 under Belichick after regular-season byes. The last time they lost after a regular-season break was eight years ago.

"They have a proven track record after the bye," Harbaugh said. "That's something we'll be bucking up against, and we'll be looking forward to it."

A victory would further solidify the Ravens as the best team in the NFL. But the Ravens' focus is just to be a better team each week.

"We feel like we have a pretty special team here," quarterback Joe Flacco said. "We've got to continue to progress and do some better things out there week to week, and I think that's what we're really showing right now."

Here are four areas where the Ravens have improved from last season:

Penalties: The Ravens have gone from committing the most penalty yards in the NFL to having the most penalties committed against them.

In fact, the Ravens have averaged fewer than 31.6 yards in penalties per game than their opponents this year. On Sunday, the Ravens had half as many penalties as the Broncos (10).

"In all honesty, I think our guys understand how to play better than ever before," Harbaugh said. "I think we're playing with composure, playing with technique and attention to detail. And the big ones, holding, defensive pass interference, I think we've done a good job with that and maybe some other teams haven't. And the other thing is, I think we've put pressure on people. The speed of the game, the pressure you bring, sometimes they have to grab you to cover you."



Third-down defense: The Ravens' defense has stepped up on the game's most important down, allowing teams to convert only 26.6 percent of the time. That's decidedly lower than 2009, when offenses converted on 36.7 percent of the third downs.

That statistic is more impressive considering that the secondary is without half of its starters from last season (safety Ed Reed and cornerback Domonique Foxworth).

"When you're putting together a unit, you see them as a whole," Harbaugh said. "We felt like this could be a good group playing together. It's the whole that matters."

Pass protection: Flacco has been sacked the second fewest times in the NFL. Last season, he was the sixth-most-sacked quarterback and had a large bruise to prove it.

With right tackle Jared Gaither out with a back injury, the offensive line has needed time to jell. Flacco has been hit only four times the past two weeks.

"When you build your team, you start in the trenches," Harbaugh said. "If you can't win in the trenches, you can't win."

Kickoffs: The Ravens had four touchbacks the entire 2009 season. Billy Cundiff had that many against Denver. That's a major weapon this season when it seems as if every team is returning a kick for a touchdown.

He has to continue to place kickoffs in the end zone Sunday. Patriots returner Brandon Tate is "emerging as one of the best kickoff returners in the league," according to Harbaugh.

Cundiff is tied with the Indianapolis Colts' Pat McAfee for the league lead in touchbacks with 11.

"I don't think there's any secret sauce," Cundiff said. "I just think it's the fact that you're starting out at 22 [years old] and you continue to get better every day. Then hopefully, by the time you're 30, you're doing what I'm doing now."

Reed makes classic return

The chemistry wasn't immediately there, but Ed Reed's presence in the secondary was huge

By Mike Duffy
BaltimoreRavens.com
October 24, 2010

If people had forgotten about Ed Reed's playmaking ability, his standout performance in Sunday's 37-34 overtime win against the Buffalo Bills was a solid reminder.

In his first game of the season since being activated off the physically unable to perform list, Reed intercepted two passes, forced a fumble and generally gave the Bills' offense fits with a classic Houdini act, popping in and out of coverages like a magician.

When asked for his thoughts on the afternoon, Reed's reply was simple.

"Keep talking about who the best safety is," he told reporters with a wry smile. "Let me know."

All week, there was speculation if Reed would actually play after spending the last six months rehabilitating from offseason hip surgery.

But the combination of Reed getting through three days of practice and a foot injury to Tom Zbikowski, who started six games for the former NFL Defensive Player of the Year, cleared a path for Reed to patrol the Ravens' secondary.

"I knew it was going to be hard for myself and the team to hold me back from playing," Reed said. "That's why I went on PUP. If I didn't go on PUP, I probably would've been playing against the Jets [opening weekend] and that wasn't a wise decision."

There was a scare, however, when Reed returned his second interception 40 yards and was hit on the leg. Reed was briefly taken to the locker room by Ravens medical personnel, but returned never to leave again and logging two more tackles in the final period.

"I had a few bumps and bruises, which I knew was going to happen," Reed said. "The next couple weeks for me are like training camp, being that I've never tackled, been through the grueling part of the season. It's kind of like I'm going through training camp right now. I kind of expected some of the things I'm going through in a sense. You've got to fight through it."



Aside from those minor bumps and bruises, Reed said that Sunday was an emotional return. From the deafening ovation he received walking out of the tunnel for pre-game introductions to the end whistle, the nine-year veteran said he found a fountain of youth.

"Oh man, it was beautiful," said Reed. "Just getting back out there with the guys, that was it. Coming out here and knowing the fans were going to be how they were, that was just a dream come true. It was like being a rookie all over again my first year here."

On a day when the Ravens allowed 506 yards – the most given up by a Baltimore defense since Dec. 24, 2000 – and 374 passing yards to Bills quarterback Ryan Fitzpatrick, Reed's presence was needed... game-changing, even.

In fact, if Reed hadn't made his two interceptions, Fitzpatrick and receivers Steve Johnson (eight catches, 158 yards and a touchdown) and Lee Evans (six catches, 105 yards, three touchdowns) might just have beaten the Ravens through the air.

"We've been working at it all week, and I knew it was going to be different with [Zbikowski] out and me coming back," Reed said. "I told the guys, 'Just bear with me for these couple weeks,' because I knew it was going to be tough communicating.

"There's a lot of calls I didn't make, and those guys just played around me."

Despite his own perceived shortcomings, the plays Reed made were of the variety that only players of his caliber accomplish.

Buffalo's first drive was cut short when Reed lowered his shoulder – the same one that was bothered by a nerve impingement in previous years – on receiver Roscoe Parrish, knocking the ball loose on a third-and-8 play.

Even though Fitzpatrick recovered the flub, the Bills then punted from their own 15-yard line, setting up a short field for Billy Cundiff's game-opening field goal.

If that wasn't a solid introduction, Reed exclaimed hello in the second half.

On the Bills' first play out of the break, Reed zeroed in on a ball tipped by linebacker Ray Lewis, netting his 47th-career interception and effectively changing the game's momentum. On the ensuing snap, Joe Flacco threw a 34-yard touchdown bomb to Anquan Boldin to give the Ravens a 27-24 lead.

Later in the third quarter, Reed stepped in front of receiver David Nelson to secure his ninth-career multi-pick game.

The Ravens were unable to convert that turnover into any points, but it did serve notice to the 71,220 in attendance at M&T Bank Stadium and the entire NFL that No. 20 is back.

"You hear everybody about all these players across the league, but nobody ever mentions Ed," said Lewis. "We know how important Ed is to this team. I know how important he is to this defense. Any time you get somebody to come back like Ed, it speaks for itself."

Ravens' balance will keep them in Super Bowl hunt

By Mike Preston
The Baltimore Sun
November 8, 2010

By now, at the midway point of the season, you would expect the Ravens to have an identity, some dominant trait that will carry them through the remainder of the season.

Sorry, that's not going to happen.

The Ravens, though, are balanced, which will keep them in the championship hunt and possibly lead them to a title.

Baltimore fans would like to be able to hang their hats on something. The Miami Dolphins had their strong running game in the 1970s at a time when the Pittsburgh Steelers had a great defense. The Ravens had their own trademark outstanding defense in 2000 when they won a Super Bowl.

So, what will it be in 2010?

It's all about balance and depth. The Ravens aren't going to thrill you, but they can beat you.



"This has been the most different year for me because we're finding ways to win games," running back Ray Rice said. "It's not like it's one guy here; everybody contributes."

We're all waiting to see if the Ravens peak at the end, if they can play that perfect game. But in the NFL, where mediocrity has become the norm, there is no perfect game.

What you see from the Ravens now you're probably going to see for the rest of the season, enough balance and depth, which are the keys in 2010 to getting to the Super Bowl.

"Yeah, far from the perfect game, but I don't know how many times you will play a perfect game," linebacker Ray Lewis said after the Ravens beat Miami, 26-10, Sunday. "There's nothing perfect about this league. The bottom line is the only thing that matters is" wins.

That's wasn't the logic about 10 years ago. We'd like to see our teams more polished on both sides of the ball late in the season in their march to greatness. But in the NFL, the top teams trade places every week, and the best one today seems to be the New York Giants, who were pathetic at the beginning of the season.

The Giants can run the ball and stop the run. They can control the line of scrimmage and pressure the quarterback with their front four. But they have the great equalizer in quarterback Eli Manning, who might throw three interceptions in a game.

That's why the Ravens are so interesting. Offensively, they don't have that superstar, but they have enough quality players to cause trouble in all areas. On defense, they don't have as much quality, but there are a few superstars who can carry the unit.

Look at the Ravens' running game. They don't have a big, game-breaking running back who can carry the ball 28 to 30 times a game, but they do have two all-purpose backs in Rice and Willis McGahee. They don't have a great, fast wide receiver, but they have enough good ones in Anquan Boldin, Derrick Mason, T.J. Houshmandzadeh and Donte' Stallworth. You simply can't cover all of them at one time.

Ravens quarterback Joe Flacco is having a good year, but he's not in the elite class and certainly doesn't need to be in the Ravens' offense.

"That's what is great about our team," Rice said. "We look at our positives, but we also look at our negatives and we try to build off of them."

It's a similar situation on defense. Opposing teams are now running on the Ravens, but they're getting enough quality plays from Haloti Ngata, Lewis and Kelly Gregg to be solid.

Local fans complain about outside linebacker Terrell Suggs, but without him, the Ravens don't have a pass rush. The Ravens' secondary will be suspect the rest of the season, but it has gotten a boost from the return of safety Ed Reed, and the team showed its depth Sunday when Josh Wilson replaced Fabian Washington at cornerback. Even on special teams, the Ravens have struggled in the return game, but they've gotten strong efforts from kicker Billy Cundiff and punter Sam Koch.

That's what we're dealing with here in Baltimore. The Ravens have some weaknesses, but they aren't glaring. There are eight games left in the regular season, more than enough time for the Ravens to show great improvement. But at the midway point, you get the impression that the Ravens have found their stride and are happy with their identity.

They aren't flashy, but they've got enough spirit, talent and balance to keep winning deep into January.

Haloti Ngata bear hugs life, offenses

By Jeffri Chadiha
ESPN.com
November 24, 2010

Most of the Baltimore Ravens had cleared out of the team's locker room one recent afternoon, leaving defensive tackle Haloti Ngata ample space to attack his latest challenge.

He eyed wide receiver Donte' Stallworth with a contemptuous glare, then tossed a lavender beanbag toward a blackboard halfway across the room. When the bag landed on the board and slid within inches of a small, circular hole in the wood, Ngata smirked like a man certain of his talents. Stallworth may have asked for this latest game of Cornhole, but Ngata darn sure planned on ending it with a victory.



Still, the most noteworthy aspect of that contest wasn't Ngata's skill at a game that defensive end Cory Redding introduced to the locker room this offseason. It was the unadulterated joy Ngata displayed while bonding with a teammate. For all the notoriety the fifth-year veteran has gained for his on-field dominance, Ngata is really a people person at heart. And it's the chemistry on this 7-3 team that has him most excited about a championship run being part of Baltimore's near future.

All they have to do, in Ngata's eye, is keep feeding off the bonds they've established this season.

"This year feels different to me," Ngata said after finishing his game. "The offense and defense isn't split as much [in the locker room] and we do things together as a team. It really is a great thing to see. Something like this game might seem like a small thing to somebody on the outside, but it really is huge. You see people playing it who might never spend time together."

Haloti Ngata (pronounced ha-LOW-tee Nahtah) covets camaraderie for two key reasons: He knows it leads to success on the field and it also makes him feel most comfortable off it. It's not enough for him to just be a rising star in the NFL. He wants that success to mean something. He wants his teammates to feel just as good about where their careers are heading.

Of course, it also helps that the 6-foot-4, 350-pound Ngata has matured into a one-man wrecking crew for the Ravens. On a defense that has long been defined by the passion of middle linebacker Ray Lewis and the brilliance of safety Ed Reed, Ngata is steadily emerging as the most vital component in this scheme.

He doesn't like talking too much about his success -- "It's great to be talked about being among the best defensive tackles in the game, but I also want to get better," he said -- but his teammates understand his importance. Currently, he ranks second on the team with five sacks and third with 48 tackles.

As Lewis said, "I depend on our defensive line in the same way a running back depends on his offensive line. If a blocker is able to get off on me, then 99 percent of the time Haloti is going to make the play. You try blocking him one-on-one and he'll beat you every time, which means all I have to do is just flow [to the ball]."

Foe: 'The only time I've been frightened of another player'

Opposing players already understand the problems Ngata creates for offenses.

Carolina Panthers center Ryan Kalil spent most of last Sunday trying to help contain Ngata in the Ravens' 37-13 win. That effort reminded Kalil of all the times he faced Ngata when Kalil was at USC and Ngata at Oregon. In fact, Kalil recently described one play in college when Ngata stood up over him, then walked back a few yards before charging forward at the snap.

If not for the assistance of a guard who chipped Ngata on the play, Kalil might still be shaking off that collision.

"That was the only time in my life that I've ever been frightened of another player on a football field," said Kalil, who is listed at 6-foot-2 and 295 pounds. "But that's why Haloti's presence alone is such a big thing. He has the size, the strength and the quickness to do whatever he wants out there."

Ngata's power is only one reason why he's become an elite talent. He's so intelligent that Ravens defensive line coach Clarence Brooks said, "If you told him to make a defensive call, he could tell you exactly what all 11 men are supposed to do on any given play."

Ngata also is so freakishly gifted that the Ravens have no problems sliding him from the three-technique defensive tackle spot to nose tackle or defensive end. On top of all that, the man plays with unbridled desire.

"I've seen wide receivers take off after catching screen passes and Haloti will catch them 25 yards downfield," said Ravens center Matt Birk. "I'm not saying that's an impossible feat but most guys his size can't do that."

As is his way, Ngata credits the people around him for helping his game develop. "The guys in this locker room have meant a lot to me," Ngata said. "I've been around great leaders like Ray Lewis and Ed Reed, who have helped me learn how to study film. I've had the chance to watch a guy like [nose tackle] Kelly Gregg play the run and I learned pass-rush moves from [former Ravens and current New York Jets defensive end] Trevor Pryce. I became a better player by being around all those guys."

Such humility has made Ngata one of the most respected and likable players on the Ravens. Just don't mistake that characteristic for softness. Kalil said the word has gotten around the league that Ngata is so quick-tempered that one little cheap shot is capable of taking him off his game. Ngata also recently received a \$10,000 fine from the league for hitting Miami Dolphins quarterback Chad Henne in the chest with the crown of his helmet on a pass play in a 26-10 win on Nov. 7.

That aggressiveness even catches Ngata's teammates off guard at times. They've seen the days when he'll lift an unsuspecting Lewis into the air and playfully wrestle him to the ground. They've watched him shimmy in front of his locker when The Temptations' "My Girl"



is playing on his iPod. They've even chuckled this week as Ngata kept a bushy mustache that he'd grown to fit into a recent 1980's theme party.

What those players see from Ngata during the week is a soft-spoken, unassuming giant. What they see on Sunday is, as Kalil said, "The NFL's version of the Incredible Hulk."

Said Redding: "For being as big and talented as he is, Haloti is down-to-earth and he cares about others. If somebody is getting rough-housed on the field, he's the first to jump in. He'll even get on the side of somebody losing a debate in the locker room, just so that person doesn't lose ground."

Said Ngata: "The guys in the locker room know I'm a chill, laid-back guy. But once I get on the field, it's a totally different story."

Sports provides no buffer from tragedies

The people who've known Ngata for years have a better understanding of the contrasting elements in his personality. They'll tell you Ngata's fiery nature comes from an intense love of competition and an inner confidence in his skills. The man was talented enough to be a star rugby player during his high school days in Salt Lake City. To this day, Ravens coaches still marvel at the sight of Ngata rumbling through opponents on a game tape that one of his friends sent to the staff.

As for Ngata's sensitivity, that comes from his parents. His father, Solomone, was a vibrant, hard-working man who was reputed for how warmly he hugged people upon first meeting them. His mother, Olga, was just as loving while caring for her five children (four sons and one daughter) at home. They were the kind of couple that left a lasting memory on whomever they met, which made their tragic deaths all the more painful for those around them.

Solomone died in December 2002, the first year that Haloti spent at Oregon. The father had just finished visiting his son when he lost control of his semi-truck while leaving town on a local highway. The rig rolled over and eventually landed in a canal, where Solomone drowned. Haloti was so devastated by the accident that he cursed God, shut out the world and nearly left school after his sophomore year to help Olga.

Though Ngata did find success on the field after a slow start -- he sustained a torn ACL in 2003 but earned PAC-10 co-Defensive Player of the Year honors in 2005 -- he found that sports couldn't keep him from experiencing more pain. Olga had been so crushed by Solomone's death that she had let her health lapse in the years following his loss. By Jan. 1, 2006, she had checked into a Phoenix hospital to receive kidney dialysis resulting from complications with her diabetes. Twelve days later, she suffered a heart attack and died.

At that point, Ngata's hopes of playing in the NFL weren't just about fulfilling boyhood dreams. They were about providing for a family. "It sucked that my parents weren't around when I got [to the NFL]," Ngata said. "I wanted to spoil them. My dad worked three jobs and my mother was a stay-at-home mom. I wanted to give them a house, a car, something that would allow them to share in my accomplishments."

"The lowest I've ever seen Haloti was when his dad died," said Ngata's wife, Christina. "He wanted to give up on everything and take [care] of his mother. When his mother died, that was awful but it was more like she was at peace after all her struggles. I think Haloti learned how to handle death after his dad died."

The Ravens' foundation for the future

Ngata also gained invaluable maturity during those tumultuous times. As Larry Wilson, his former Highland High School coach said, "It made him grow up faster than he would've liked. When he got to the NFL, he understood this was a job to be taken seriously. He understood clearly that you're always one bad play away from being out of the game."

That growth also helped confirm the Ravens' belief that Ngata deserved to be their first-round pick in the 2006 draft. They had heard many rumors that the big kid from Oregon didn't play hard on every down. But when Ravens general manager Ozzie Newsome interviewed former Oregon teammates Demetrius Williams and Kellen Clemens during the draft process, he heard a different story.

"They both told us that that talk wasn't true," said Newsome, who eventually traded up one spot to take Ngata 12th overall that year. "They said they had to get him off the field a lot of times just so they could practice. He was that disruptive."

Ngata was excited about joining Baltimore -- he had wanted to play on a dominant defense and his advisors liked the team's family atmosphere -- but he was sheepish when he first walked into a locker room filled with big, boisterous personalities. When Ngata was in his first training camp, Lewis teased him about not returning a phone call earlier in the summer. Ngata was so unsettled that he shrugged his shoulders and apologized.

"I'm sorry," he said, "I didn't know you wanted me to call you back, Mr. Lewis."



It wouldn't take long before the Ravens coaches gave Ngata reasons to come out of his shell. Former defensive coordinator Rex Ryan - now the Jets' head coach -- didn't merely envision Ngata as a massive interior force. He saw Ngata's athleticism and figured he would fit nicely in a scheme known for asking players to line up in various positions to confuse an offense.

By his second year, Ngata was lining up at linebacker and even safety as many as 10 to 12 plays a contest. "I thought it was crazy at first," Ngata said. "But [Ryan] helped me see how talented I was. He taught me that it was OK to not be afraid of being a finesse guy at times instead of always relying on power."

When the Ravens talk about Ngata today, they see a player who's become capable of hurting defenses in a variety of ways. "He has a lot of natural ability but he's learned to play with better technique and pad level," Newsome said. Added defensive coordinator Greg Mattison: "Haloti has always been a tremendous run player but now he's become a good pass rusher. He's recognizing run and pass faster because he's studying things like down and distance and [lineman] stances."

Still, most people think Ngata's recognition has been long overdue. He was selected to his first Pro Bowl last season; many thought he was snubbed by voters in 2008.

Fittingly, Ngata didn't use the trip to Miami to club-hop or mingle at parties. Instead, he and Christina focused on caring for their infant son, Sam, and hanging out with relatives. "It was a unique experience," Ngata said. "But the big thing for me was being with my family."

Ngata is even more focused on family now that he's watching his son grow. He often shows Sam, now 16 months old, pictures of Solomon and Olga when Ngata is sitting around the house. Before games, Ngata always points to the heavens and whispers "I love you" to the sky to honor his deceased parents. Then there are the days when fatherhood touches his heart. When Sam recently went to the barber for a haircut, Ngata noticed that his son now looked less like a toddler and more like a little boy.

Ngata added that being a father has given him a new perspective on life. "Having a son changed me," Ngata said. "It's not just about me anymore. It's about supporting my family."

The Ravens are hoping Ngata, who turns 27 on Jan. 21, can be just as strong a presence in their own locker room in the years to come. He's already trying to help rookie defensive tackle Terrence Cody adjust to life in the league and it's apparent that Baltimore will be asking for more leadership from him. Lewis is now 35 years old, Reed is 32. The Ravens have tried to add youth to the mix.

"As guys move on, we'll build the defense around him eventually," Newsome said. "I can't get too ahead of myself but I don't see him leaving."

Ngata surely feels the same way about being with the Ravens. You could see that when he trotted back out to finish his game with Stallworth following his interview. He looked like a man savoring the fact that his career is playing out like he'd hoped in a place he appreciates.

"When I first got here, I watched everybody to see where I fit in," Ngata said. "Now everybody knows who I am and what I'm about."

The Ravens also recognize something else: The success of their long vaunted defense may soon rest on his broad, capable shoulders.

Ray Lewis is still giving his all, and he has no plans to slow down ***Linebacker keeps up efforts in community while not entertaining playing fewer snaps for Ravens***

By Jamison Hensley
The Baltimore Sun
November 28, 2010

Ray Lewis always tries to give back, whether it's to the Ravens or the city of Baltimore.

Two days after sealing a Ravens victory with another big play, the magnetizing middle linebacker was making an impact in a different way in West Baltimore, where he handed out 800 turkeys to needy families.

A Thanksgiving tradition for 11 straight years, Lewis has been providing food, handshakes and hugs to the people of his adopted hometown.

From Lewis' perspective, it's not about handouts. It's about being hands-on.

"I was once in that line before," Lewis said. "Me and my mom, we grew up hard. She made sure that when we got older, we knew that giving back was one of the most important things."



The Ravens have been among those who have leaned on Lewis. For a decade and a half, a span of 204 games, he has been the team's leading tackler and unquestioned leader.

Lewis is playing every snap at age 35, a time when most great linebackers have been long retired. He is changing games in the fourth quarter, when most 30-something players are tiring.

"Big Play Ray" is a major reason the Ravens (7-3) are in the playoff hunt heading into Sunday's game against the Tampa Bay Buccaneers (7-3).

Although Lewis isn't the same dominant force he was a decade ago, when he won two NFL Defensive Player of the Year awards, he's still among the league's top playmakers. In more than half of the Ravens' victories this season, Lewis has delivered a devastating hit, intercepted a pass or forced a fumble in the fourth quarter.

Those are the moments Lewis relishes most.

"For me, being the leader of this defense, I have to make those plays," Lewis said.

In a one-point win at the New York Jets, Lewis broke up a pass to Dustin Keller with 48 seconds left by drilling the tight end. In Pittsburgh, he clinched the three-point win with a diving interception of Charlie Batch with 18 seconds remaining. Against Buffalo, he ripped the ball away from rookie tight end Shawn Nelson in overtime to set up the game-winning field goal.

And on Sunday, seconds after Ed Reed's interception and lateral for a touchdown, Lewis put the finishing touches on a 37-13 win by returning an interception 24 yards to the end zone.

"Great players thrive on opportunities to close games out," Ravens general manager Ozzie Newsome said. "When you talk Michael Jordan, you talk about him taking the shots at the end of the game. You talk about Tiger Woods making the putt. You talk about Reggie Jackson hitting home runs in the World Series."

Newsome added: "To be able to enjoy this ride and his career, it's been fun. But it's been surprising because he keeps achieving even more and more."

Not 'an old man'

It was two years ago when a younger player on another team called Lewis "an old man."

Wrong move.

"I looked at him and said, 'You'd better pray you play as long as me,' " Lewis recalled last week.

In his 15th season, Lewis is beating quarterbacks and running backs while he beats the odds. No other great middle linebacker has played as long as Lewis.

Mike Singletary retired after 12 seasons before his play declined. Jack Lambert walked away after 11 years because of a severe toe injury. And Dick Butkus stopped after nine seasons because of multiple knee injuries.

Now, Lewis is set to earn his 12th Pro Bowl invitation.

When John Harbaugh was hired as the Ravens' coach in 2008, he talked about reducing Lewis' snaps to lengthen his career. By taking Lewis off the field in passing situations, the Ravens could lessen the wear and tear on his body.

That conversation apparently didn't last very long.

"I broached the subject with him, and the response I basically get is, 'When the time comes, we can talk about it,' " Harbaugh said. "I agree with that because he's humble enough to say the time is going to come. ... But he's not going to easily admit that he's not the best player on the field. And right now, if I tried to make that case, it would be impossible because he's playing so well."

Harbaugh said he probably won't bring it up again until Lewis turns 40.

Lewis is 11th in the NFL with 83 tackles this season, including a team-high 10 at Carolina. When he returned that interception for a touchdown, he became the first player in NFL history with at least 35 sacks and 30 interceptions.

After Lewis' touchdown put the Ravens ahead by 24 points, a few players, like Reed, were pulled for the final five minutes. Lewis shook his head.



"When I retire, I will be off the field a lot. But right now, I've got too much work to do," he said. "There's no 'backer in the game better at doing what I do."

Smarter and stronger

Outside linebacker Jarret Johnson was feeling good about himself because he watched an hour of film on his day off.

That is, until he realized Lewis had watched six hours.

"A lot of times, you hear, 'He's a student of the game, and he watches film.' But a lot of times, it's not really true," Johnson said. "Ray is ridiculous about how much [of] a student of the game he is. He comes in [Wednesday] morning already telling us what [the Buccaneers are] doing."

His dedication to watching film was tested this week. Because he was handing out turkeys Tuesday, he didn't start breaking down Tampa Bay until late.

"When I got home, I turned on the computer and fell asleep watching it," Lewis said. "That's the normal routine."

An older Lewis is not just smarter. He says he's stronger. It was only last season when Lewis' hit broke the shoulder of Pittsburgh running back Rashard Mendenhall.

When he takes the field Sunday, he'll be chasing Tampa Bay running back LeGarrette Blount, who is 12 years younger than the Ravens linebacker. Some would say Lewis is at a disadvantage. Lewis says it's the other way around.

"You look at it and say, 'This guy is 12 years younger.' I'm saying my body is 12 years more developed," Lewis said. "I'm running and hitting these little kids, and I know they're not going to deal with 60 minutes of this."

No end in sight

There will be a time when Lewis will leave the football field. But he says he'll never leave Baltimore.

"I got a true vision to clean up Baltimore," he said. "I want us to go away from being rated the No. 2 murder capital of the world and become a place where people are comfortable coming here and not worry about this craziness."

Lewis, who lived in Florida and played college football at Miami, is rooted in the Baltimore community.

He runs the Ray Lewis Foundation, which provides financial help to disadvantaged youth. He has fed more than 4,000 families the past decade at his Thanksgiving event. He held boot camp fitness sessions for Baltimore City police officers and members of a local homeless shelter last year. He is also building a bowling lane and entertainment complex at Hunt Valley Towne Centre.

To honor his contributions, the city renamed a section of North Avenue as "Ray Lewis Way" six months ago.

"It's a blessing that he has the heart to do all of this for a community," Pamela Johnson said after being handed a turkey from Lewis.

But trying to predict when Lewis will retire is as futile as trying to run past him.

In August 2002, the Ravens signed Lewis to a seven-year, \$50 million contract that many said would allow him to end his career with the team. Seven years later, Lewis was agreeing to another seven-year contract with \$15.5 million guaranteed.

"He surpassed the draft position [26th overall in 1996]. He surpassed the longevity of being a great player," Newsome said. "When you put limitations on Ray, he surpasses them all. I'm beyond what Ray Lewis can and can't do. He just keeps going. I'm just amazed."

For Lewis, the future is now.

"I don't look past tomorrow," he said. "That's my message — not just to football players, but people in general. We rush to tomorrow so quickly, we forget about living in today. Right now it's about today, and right now we're 7-3 and sit in a heck of a position. And I've got a heck of a team on my shoulders."



Patriots' biggest threat: Ray Lewis' Ravens

By Michael Silver
Yahoo! Sports
December 14, 2010

When something has been so good for so long, those of us who follow pro football tend to have a hyperawareness toward perceived proof of impending demise. On Monday night, there was an eerie coalescence of two such end-of-an-era-tinged stories: The cessation of Brett Favre's incredible consecutive-starts streak at 297 games, and the collapse of the Baltimore Ravens' defensive aura, which is to say Ray Lewis' relentless and maniacal mystique.

The Favre story panned out: The 41-year-old quarterback couldn't feel his right hand, stood on the sideline of Monday's relocated game between the Vikings and Giants at Detroit's Ford Field and afterward sounded like a man who really, truly, *finally* may have thrown the last pass of his incredible career.

That dissolution of the Ravens' defense thing? Not so much.

After an overtime that ended with a gut-wrenching finality for the Texans and a triumphant show of defiance from the valiant visitors, the scoreboard read Baltimore 34, Houston 28, Premature Obituary 1.

That's because the Ravens (9-4), are still very much a championship contender a decade after Lewis led the franchise to its first and only Super Bowl triumph, got defensive when it mattered most.

After Baltimore blew a 21-point, second-half lead to the Houston Texans at Reliant Stadium, surrendering touchdown drives of 99 and 95 yards in the final 11 minutes of regulation, the prevailing wisdom as the game headed to overtime was this: The Ravens' only chance was to win the toss and score on their first possession, because their defense was gassed and powerless to stop sizzling-hot quarterback Matt Schaub and the Texans.

In terms of the big picture, this seemed to confirm that the recent statistical struggles experienced by the Ravens' D – and the reality that Baltimore had blown fourth-quarter leads in each of its four defeats this season – were surefire signs that Lewis and his teammates could no longer perform on an elite level.

When Baltimore punted after its first overtime possession, a lot of MNF viewers braced themselves for the inevitable. Schaub would take the Texans down the field one more time, keeping Houston's faint playoff hopes alive; the Steelers would all but wrap up the AFC North title; and Lewis, Ed Reed, Terrell Suggs and the company would fly home immersed in a severe identity crisis.

Instead, as if fighting for its identity, Baltimore's pass rush resurfaced with a vengeance. After a nice push from the defensive line forced a first-down incompletion, Schaub dropped back and was harassed by the threatening advance of Haloti Ngata, the Ravens' human bulldozer of a nose tackle. Schaub fired a pass into the flat off his back foot, cornerback Josh Wilson caught it in stride and took it to the house, and two quarters' worth of frustrating futility were magically erased.

Lewis, the 35-year-old middle linebacker who is the best defensive player of his era, understood the significance of the moment. "There's always plays that define where you go," he told reporters afterward. "For us to get that win the way we got it, I'm telling you, if you're not happy, there's something wrong with you."

I've gotten some up-close-and-personal looks at Lewis' passion over the years, and I've seen him impact games like few others. In the process, I've learned not to underestimate the force of the man's will.

So even though the Ravens, who host the defending champion Saints on Sunday and trail Pittsburgh (10-3) by a game in their division, may be staring at the fifth or sixth seed in the AFC, I consider them a threat to win it all.

For one thing, Baltimore has done it the hard way before, winning it all 10 seasons ago as a wild-card team and getting to the AFC championship game in the '08 season following a first-round upset of the top-seeded Titans in Nashville.

The Ravens are also the team that represents the biggest threat to the New England Patriots, who appear to be the class of the league right now. Baltimore went into Foxborough and pummeled the Pats, 33-14, in last season's playoffs and suffered a 23-20 overtime defeat in the same setting in mid-October. At the very least, if they have to go back to Gillette Stadium in January, they will not be intimidated in the least.

I'm well aware that the Ravens haven't run the ball as effectively as last year, and that the passing game has lacked consistency, and that Lewis and his fellow defenders haven't been as comprehensively dominant as in recent Decembers. And as Favre's surreal presence on the sideline reminded me Monday, nothing lasts forever, and at some point Lewis won't be the menacing man in the middle that I've come to take for granted.



This much, however, I know: Those of you who thought that day was already here will have to take a chill pill. For that sound you hear is the heart of a champion, beating loudly and resoundingly until further notice.

Ravens serve notice to fellow contenders

By Michael Silver
Yahoo! Sports
December 20, 2010

BALTIMORE – For all they had accomplished in 2010, the Baltimore Ravens went into Sunday’s showdown with the defending Super Bowl champion New Orleans Saints as a team widely defined by its shortcomings.

Halfback Ray Rice, to the chagrin of fantasy players with high draft picks everywhere, hadn’t enjoyed the breakout season many had predicted, something largely attributed to lackluster line play. Defensively, Ray Lewis and friends had experienced some conspicuous breakdowns, narrowly surviving a Monday night meltdown in Houston in the team’s most recent outing.

Naturally, the Ravens put their heads down and smashed right through it, bullying their way to a 30-24 victory over the Saints at M&T Bank Stadium that re-established their credentials as legitimate championship contenders.

And then they reminded anyone in earshot that when they play the way they did on Sunday, they’re a team no opponent will look forward to facing in the playoffs.

“Not us,” Pro Bowl pass rusher Terrell Suggs proclaimed after a victory in which Baltimore dominated the line of scrimmage on both sides of the ball. “At some point, you’re gonna have to play smash-mouth football, and there ain’t a team in the business better than we are at that. That’s who we are. Wherever the road may take us ... if it leads through Foxborough, so be it. If it goes a little bit north and a little bit to the west [to Pittsburgh], so be it. We’re ready for whatever lies ahead.”

Even after the Pittsburgh Steelers’ 22-17 home defeat to the New York Jets pulled Baltimore (10-4) into a tie for first place in the AFC North, the Ravens knew their road might not be an easy one. If the Steelers can win out against the lowly Carolina Panthers and Cleveland Browns, they’ll have the tiebreaker in their favor and will clinch the division and a first-round bye. Baltimore, by beating the Browns and Bengals, would secure a wild-card spot and the No. 5 seed.

Having been similarly positioned in each of coach John Harbaugh’s first two seasons – only to power their way to massive road playoff upsets at Tennessee and New England in the process – the Ravens have little doubt they can complete the hat trick.

“This is the time of year where this team comes alive,” third-year quarterback Joe Flacco said. “I think you’re starting to see that. Hopefully, you’ll see it more the next two weeks and beyond.”

The lifeblood for Sunday’s scorching of the Saints (10-4) – who now trail the NFC South-leading Atlanta Falcons (12-2) by two games in advance of next Monday night’s rematch and, like the Ravens, look slotted into the No. 5 seed – came from the large men in the trenches and the undersized halfback who slips through the openings they create. The only stat you needed to know about this game was total rushing yards: The Saints had 27; the Ravens, 208.

“That was a statement they wanted to make, and needed to make,” Harbaugh said of his offensive linemen. “We got our edge back.”

Harbaugh had something to do with that, telling his linemen, tight ends and fullback LeRon McClain early in the week that they had to get more physical for the team to ignite its dormant rushing attack. When offensive coordinator Cam Cameron reinforced that message by crafting a run-heavy game plan, the blockers responded with enthusiasm.

“They put it on their shoulders, point blank,” wideout Anquan Boldin said of the linemen. “I guess they got tired of hearing it from the naysayers. They won the game for us.”

Well, not without a bunch of help from the 5-foot-8 dynamo known as “Mighty Mouse.”

Rice, who before Sunday had managed just one 100-yard game this season, carried 31 times for 153 yards and a touchdown. He also caught five passes for 80 yards and another TD, despite a defensive game plan explicitly designed to shut him down.

“We were loaded up to stop him,” New Orleans defensive coordinator Gregg Williams said. “He just made plays. He got into space and took advantage of us.”



Saints linebacker Scott Shanle, who trailed Rice on the halfback's terrific 17-yard touchdown catch of a gorgeous Flacco touch pass that gave Baltimore a 21-7 second-quarter lead, added, "For a lot of us, it was the first time we saw him live. I don't want to say we underestimated him – we knew he's a great player – but seeing it live is different than watching it on film. The quickness, the elusiveness ... he's tough to stop."

And when opponents have trouble stopping Rice, vanquishing the Ravens is even tougher. On the third-quarter drive that led to the first of three Billy Cundiff field goals and a 24-17 Baltimore lead, Rice caught a short screen pass from Flacco and raced down the left sideline for a 32-yard gain, breaking five tackles in the process.

After Drew Brees responded by driving New Orleans 80 yards for a tying touchdown, Lance Moore's spectacular 15-yard catch in the left corner of the end zone with 11:34 remaining, Rice ripped off a 50-yard burst up the middle on the Ravens' next offensive play – by far Baltimore's longest rush of the season – to set up Cundiff's 32-yard game-winner.

"I just had to make a guy miss," Rice said. "[The line's] job is to get me one-on-one with guys in space. Anytime I'm one-on-one, I'm going to make it happen."

And any opportunity for Rice to burn off energy is all right by his linemen.

"He's like your annoying little brother," center Matt Birk said of Rice. "That's seven days a week, too. He's always bouncing around, shaking your hand; I shake his hand about 10 times a day. He's got a bubbly personality. You can appreciate that come December, when you come to work on one of those dog days and need a pick-me-up."

Squandering Rice's best game since his star turn in last year's playoff victory over the Patriots would have been a major downer, especially if it involved a glaring defensive failure at game's end, a theme in prior defeats to the Falcons and Steelers.

Though Lewis, who gave a stirring Saturday night speech at the team hotel about shared sacrifice and seizing the opportunity to mount a championship run, and his fellow defenders made the Saints one-dimensional, it was still a pretty scary dimension: Brees (29-of-46, 267 yards, three touchdowns) was his usual accurate, unruffled self, and twice he had the ball down three in the final quarter with a chance to tie or win.

To that point, New Orleans had enjoyed its share of good fortune: Wideout Marques Colston appeared to be the intended receiver on Moore's TD catch, and the Saints recovered a pair of Brees' fumbles on one third-quarter drive that ended with Garrett Hartley's 47-yard field goal. In the end, however, the Ravens' defense took luck out of the equation.

After Brees took over at his own 4-yard line with 2:51 remaining, the Ravens clamped down and set up a fourth-and-8 from the 17. They finished things off with a flourish, as defensive tackle Haloti Ngata batted Brees' throw into the air and fellow lineman Cory Redding intercepted it, setting up a final Cundiff field goal with nine seconds remaining and ending New Orleans' six-game winning streak.

As 71,432 chilly fans celebrated, the Ravens walked off the field feeling very warm and fuzzy about their prospects.

"We ain't dead," Suggs said. "Just think, we haven't lost a game this year by more than five points – and we're just getting started. [Sunday], we showed what everybody expected the whole year. We just went out there and beat one of the premier teams in the NFL, one of the most explosive offenses in the league. We beat the defending champs. That's a statement."

In true Ravens fashion, it wasn't subtle.

Ravens' Rice isn't bigger, just better

By Dave Caldwell
The New York Times
December 24, 2010

OWINGS MILLS, Md. — Wilbert Montgomery, the Baltimore Ravens' 56-year-old running backs coach, has been working with his star pupil, Ray Rice, for almost three years — or long enough for Montgomery and Rice to communicate without even speaking.

During a Ravens game, if Rice is on the field or if he and Montgomery are too far apart on the sideline, they will use their own set of hand signals to make comments or corrections on the fly, Rice said. The two never stray far from each other, mostly by Rice's design.

"When you've got a coach who was successful at the game himself, mastered it, your eyes are wide open," Rice said Thursday of Montgomery, who played in the N.F.L. for nine years, most notably for the Philadelphia Eagles.



As successful as Rice was last season carrying the ball for the Ravens — with 1,337 yards rushing and another 702 on receptions — he says he has become better technically at playing his position this year. Montgomery is the reason.

Montgomery, in his third year with the Ravens and in his 14th year as an N.F.L. assistant, said Rice grew more in the last six games than he did in his first two and a half seasons in Baltimore, when he largely relied on sheer talent to get away from defenders.

Rice had one of his best days as a professional last Sunday in the Ravens' 30-24 victory over the New Orleans Saints, accounting for a career-high 233 yards rushing and receiving and 2 touchdowns. Baltimore fortified its passing game in the off-season, but now it may lean on Rice.

"As you go down the stretch, you'd like your guys to be playing their best ball," Montgomery said. "He's in a zone right now. When the ball is in his hands, he gives you opportunities to keep the chains moving. He's a bell-cow little back, but he can handle the workload."

Ah, yes. Little. A college star at Rutgers, Rice is 5 feet 9 inches, a small, elusive runner and receiver like the 5-10 Marshall Faulk, whom Montgomery coached in St. Louis, and the 5-10 LaDainian Tomlinson, the Jets back whom Rice considers a role model.

At 5-10 and 196 pounds, Montgomery, a sixth-round draft choice from Abilene Christian, was hardly a giant. During a career that ended before Rice was born, Montgomery was durable and multidimensional. He rushed for 1,512 yards in 1979. He caught 60 passes in 1984.

"When things aren't going right, you want to hear about it from him," Rice said.

Montgomery understands the dynamics of scooting around much bigger players. He continues to work with Rice on often unnoticed skills like reading blockers and defenders, judging the flow of a play, and hitting holes with the shoulders square instead of edging through them.

With 1,051 yards rushing and 556 yards receiving, Rice is on pace to roughly match his statistics of last season. But Rice says he is healthier, and the Ravens are better on offense. The Ravens have set him up for a time of the season when a team's running game can become critical.

"We wanted to expand his role this year, and we've been able to do that," Cam Cameron, the Ravens' offensive coordinator, said Thursday. "He's had more touches this year, and you want to continue to do that as a guy grows. It was nice to see the yards-per-carry increase. He is, I would imagine, in the top handful in the league in touches. It's nice to be able to do that and still have a guy relatively fresh heading down the stretch."

Asked if the Ravens had paced Rice, Cameron said: "No, you're really just trying to win every game. But we've got other guys, and that's the good news. We've got depth at running back and depth at other positions, which we've needed."

It seems to mean a lot to Rice that the Ravens are becoming known for more than just their ruthless defense. Usually, he said, when people talk about the Ravens, it is an adjective, as in Ravens defense. The Ravens have actually inched up to 19th in the N.F.L. in total offense.

"When you run the ball, you can dominate a team all game," said Le'Ron McClain, Baltimore's 260-pound fullback. "You've got to be balanced, and whatever you've got going, you've got to take advantage of offensively."

McClain said that if he were the offensive coordinator, he would find a way to get the ball to Rice at least twice if he had three chances to get a big first down. McClain says Rice reads defenses better because he has spent a lot of time watching film — with Montgomery.

Rice said he was motivated to improve this season because he felt he "snuck up on a few teams" last year. He did not want to be regarded as a surprise, a one-year wonder replaced by a passing game led by quarterback Joe Flacco, who is also in his third year.

"I was questioning this year whether my role was going to change," Rice said.

If anything, he has become a better overall player. Montgomery has helped him see to it. On Jan. 11, 1981, Montgomery rushed for 194 yards in the N.F.C. championship game against Dallas — including a 42-yard touchdown run on the game's second play — to lead the Eagles into the Super Bowl. Rice wants to end up there, too.

"I've just been a sponge," Rice said of Montgomery. "It's sort of like a little kid when your father speaks to you."



Joe Flacco comes into his own

By Ken Murray
The Baltimore Sun
December 30, 2010

It was all the way back in Week 2 when Joe Flacco looked befuddled, when he threw four passes to the Cincinnati Bengals in a five-point Ravens' loss and looked like he was ready to implode.

In the life of an NFL quarterback, it was an eternity ago.

Fifteen weeks later, the Bengals are on the horizon again and there is no befuddlement in Flacco. There was no implosion, either. He is, as expected, leading the Ravens into the postseason for the third straight year. He has, as was hoped, shown signs of blossoming into one of the league's elite quarterbacks.

Ask Flacco about that Week 2 loss in Cincinnati – when he was intercepted four times and worn the look of disgust after the fourth – and he breezes on past the question.

"I haven't really been thinking about it for [15] weeks," Flacco said. "Maybe [I've been hearing about it] from you guys, but not too much. We put that behind us pretty quickly and moved on, and we've had a pretty good season."

Moving on is the mantra of the NFL. But even with the Bengals arriving at M&T Bank Stadium for Sunday's season finale, Flacco has moved well beyond the specter of that September game. It's what he does best of all, perhaps. His teammates and his coaches recognize in him the stoic ability to play the game, accept the results and just be Joe. It's a consistency that mirrors his performance on the field. It's a consistency wide receiver Derrick Mason marvels at.

"It's because he doesn't get too high, he doesn't get too low," Mason said. "He threw ... what? Three, four interceptions against Cincinnati? And he didn't get too low. He came in to work, hammered it out, and came back the next week and played a good game."

"Or when he's thrown three or four touchdowns, he's never gotten too high. He came back to work, he hammered it out another week. So that's the thing about Joe. Regardless of if he doesn't play so well or if he plays great, he's going to come in here the next day and be the same guy. He just wants to get better."

Cam Cameron, the Ravens offensive coordinator, has been predicting stardom for Flacco since the day the team drafted him in 2008. Quietly, steadily, almost imperceptibly, Flacco has put together numbers that portray a quarterback coming into his own. He has thrown 60 touchdown passes in three years for the Ravens, with a career-high 25 this year.

He is the sixth player in NFL history to throw for 10,000 yards (he's at 10,081) in his first three seasons.

He has made 52 starts, including the postseason, the most by any NFL quarterback in his first three years.

But the numbers that really count — the numbers that truly separate Flacco from most of his generation — are the wins. Flacco has won 34 times since being rushed into the starting job as a rookie after Troy Smith was felled by a throat ailment.

"The bottom line is, the quarterbacks are in this business to win, and it really doesn't matter how they win," Cameron said. "This guy, we said Day One, is a winner, and he's continuing to get better. I think that's the most important thing. And it's easy to forget that, for whatever reason. This guy knows how to win."

Since 2008, Flacco's 34-18 record ranks third behind the Indianapolis Colts' Peyton Manning (37-14) and the New Orleans Saints' Drew Brees (35-14) in win total.

Sunday could very well be a measuring stick for Flacco. He beat the Bengals twice as a rookie and did not throw an interception in either game. But the last three times against Cincinnati, Flacco made some of his poorest decisions, threw eight interceptions and lost all three games.

What the Bengals had last year was one of the league's best defenses and one of its top cornerback tandems in Leon Hall and Johnathan Joseph. The toughest corners he's faced in the league?

"I don't know," Flacco hedged. "They're definitely really good ones. You see tough ones week-in and week-out, but these guys have done a great job against us. They've done a good job of getting a little bit of pass rush on us. And those corners have done a great job of being tight on the guys and making the lanes and the space for throwing very tight."

Cameron gave Cincinnati credit for its success defending Flacco the last three games, but he said disguised coverages were not the difference. Neither does he believe Flacco has trouble against cover-2 defenses, which Cincinnati plays ("There's nothing to back it up,"



he says).

Flacco reduced Cincinnati's defensive prowess to fundamentals.

"I don't think they're doing anything spectacular," Flacco said. "They're playing the game the way it's meant to be played, and they're doing a good job of doing it. So we've got to make sure we come in there and we run route full speed. I have to take my drops full speed and get back and set ready to throw, and make aggressive throws and really attack these guys to try to put them on their heels."

Since that Week 2 loss, Flacco has been otherworldly, if not Brady-esque. He has thrown for 24 touchdowns and only four interceptions in the ensuing 14 games. His passer rating of 105.1 over that period is second only to Tom Brady (112.1 with 29 touchdowns, two intercepts) of the New England Patriots.

Flacco has moved on nicely. He is just the third quarterback to take his team to the playoffs his first three seasons, joining the ranks of Miami's Dan Marino and Cleveland's Bernie Kosar.

"He doesn't live in the past," Cameron said. "Joe has a remarkable ability to move on. I think the great quarterbacks do. Not only from one game to the next, but it might be from one series to the next. I think that's why at some point in time — this guy [is] going to do nothing but get better and better — someday this guy is going to be a great one."

Joe Flacco pilots Ravens to 30-7 playoff win vs. Chiefs ***After easily dispatching Kansas City, focus turns to Saturday's date with Steelers***

By Jamison Hensley
The Baltimore Sun
January 9, 2011

Kansas City, Mo. — Joe Flacco 's postseason coming-out party turned into an old-fashioned barbecue of the Kansas City Chiefs.

With a strong arm, surprising elusiveness and unshaken confidence, Flacco delivered his most impressive performance in the playoffs, throwing two touchdowns in their 30-7 rout of the outclassed Kansas City Chiefs in a wild-card game at frigid Arrowhead Stadium.

Recording their largest margin of victory in the playoffs since their Super Bowl triumph in January 2001, the fifth-seeded Ravens advance to play the second-seeded Pittsburgh Steelers on Saturday afternoon in a divisional game at Heinz Field.

Flacco directed the Ravens to their third meeting with their biggest rival by putting them ahead for good with a 9-yard touchdown pass to running back Ray Rice late in the first half and providing the finishing blow with a 4-yard touchdown throw to Anquan Boldin late in the third quarter.

It shouldn't come as a surprise that Joe Cool took over his first playoff game when the wind chill reached 14 degrees.

"It's a lot of fun to come on the road and into places like this and be confident in yourself and be confident in your teammates that you're going to get the job done," Flacco said. "That's really how we feel. We don't have any doubt that we're going to come in here and win the football game. And that's what it showed today."

Quarterback play determined why the Ravens won a playoff game for the third straight year and why the Chiefs lost for an NFL-record seventh time in the postseason.

Flacco looked playoff-tested, completing 25 of 34 passes for 265 yards (quarterback rating of 115.4). The Chiefs' Matt Cassel looked as though he hadn't started a playoff game since high school -- which is true -- going 9-for-18 for 70 yards and three interceptions (quarterback rating of 20.4).

"Joe has been in six road playoff games and has won four of them and I think it showed," coach John Harbaugh said. "A quarterback has to make plays in games like this. That was probably the difference in the game."

The Ravens defense fed off the emotions surrounding safety Ed Reed, whose brother went missing in Louisiana last week, and tied a team playoff record with five turnovers. The special teams contributed with three field goals by Billy Cundiff (19, 29 and 29 yards).

When it came to the offense, it was the Joe Show. The running game failed to get any traction early (running backs combined for 38 yards in the first three quarters). The pass protection failed to give Flacco a safe pocket (four sacks allowed).

Flacco had to carry the offense by hitting tight end Todd Heap (10 catches for 108 yards) over the middle and scrambling to keep drives



alive.

He didn't resemble the quarterback who threw one touchdown and six interceptions in the playoffs the past two seasons.

"Joe was stone cold out there," guard Ben Grubbs said. "No matter how many times he got hit, he's always a stone cold killer back there. The way he performed today was unbelievable."

Flacco's biggest mistake came when he had the ball stripped from behind by Tamba Hali, who beat left tackle Michael Oher off the edge. Two plays after Flacco's fifth fumble lost this season, Chiefs running back Jamaal Charles sprinted past the entire Ravens defense for a 41-yard touchdown.

The longest touchdown run allowed by the Ravens in their playoff history put them behind 7-3 late in the first quarter.

As he's done so many times in his career, Flacco bounced back in convincing fashion. Unlike those other times, he did it this time with his feet as well as his arm.

On the Ravens' last drive of the first half, Flacco ran three times for 24 yards (a season high in any one game for him, much less one drive) and completed three passes to Heap for 46 yards to get the Ravens in the red zone.

"I like to run every now and then if they want to let me do it," Flacco said. "When you do that, it makes it tough on the defense. You obviously see what Michael Vick does – and I'm not comparing myself to him."

Flacco finished off the 11-play, 80-yard drive by finding an uncovered Ray Rice for a 9-yard touchdown with 19 seconds before halftime to put the Ravens ahead, 13-7.

"A lot of playoff games are going to be decided by two-minute drives either at the end of the half or the end of the game," Flacco said. "For us to get that right there, that was a big part of the game."

In a season when the Ravens have struggled to finish off teams, Flacco did exactly that late in the third quarter.

Ravens safety Dawan Landry set up Flacco by intercepting Cassel, the Chiefs' third turnover of the third quarter. Six plays later, Flacco threw a 4-yard touchdown to a leaping Boldin in the back of the end zone for a 23-7 lead. Flacco's second touchdown pass of the game arched over two jumping Chiefs linebackers and into the hands of Boldin, who scored for the first time in five games.

"He was making great throws," Heap said. "Some of the throws that he made were right on point. Obviously, Joe has a lot of fun doing that. That's what he likes to do. He has an arm that he can make any throw."

This sets up rivalry weekend in the AFC next weekend. The Ravens play at Pittsburgh, and the New York Jets head to New England.

"This is the NFL at its best," linebacker Terrell Suggs said. "This is what the world wants to see. This is Armageddon for all four teams, and there can only be one winner at the end."

Game Recap - Divisional - Ravens at Steelers

A disastrous third quarter let Pittsburgh back into the game, and buried the Ravens.

By Mike Duffy
BaltimoreRavens.com
January 15, 2011

The Ravens had their playoff destiny all but secured after jumping out to a 21-7 lead over the Pittsburgh Steelers, but turnovers, penalties and blown coverages were too costly.

More to the point, turnovers, penalties and blown coverages in the third quarter were too costly.

As the lights dimmed at a raucous Heinz Field Saturday night, the Steelers found themselves heading to the AFC Championship with a 31-24 victory, while the Ravens watched their Super Bowl hopes die.

The Ravens turned in a disastrous third period, posting more turnovers (three) than yards (-4) as they let the Steelers tie the game at 21. Pittsburgh later sealed their win with a killer third-down completion in the fourth quarter.

In allowing the Steelers back in the battle, Baltimore simply couldn't shift momentum back in their favor.



"All you can do in life is take a shot at being great," said Ravens Head Coach John Harbaugh. "That's all you can do. Our guys did that all year, we just weren't great enough today to win a football game, and that's disappointing. But that doesn't discourage us or frustrate us. We'll be back. We can't wait to be back and get started."

The suddenness of finality adds to the discomfort, however.

The Ravens had their bitter AFC North rival on the ropes and looked primed to finish them off until the meltdown.

A defense that had played strong in the first half stopped the Steelers on their initial possession after halftime, but was worn down after running back Ray Rice lost his first fumble of the season and quarterback Joe Flacco gave up an interception and a fumble on a muffed snap.

The fact that each turnover was in Ravens territory didn't help.

Two snaps after Rice had the ball knocked loose by safety Ryan Clark at Baltimore's 23-yard line, quarterback Ben Roethlisberger found tight end Heath Miller in the end zone to pull within 21-14.

It was 21 all after Flacco (16-of-30 for 125 yards) put too much loft under a deep ball to Todd Heap, allowing Clark to nab a pick at the Ravens' 43-yard line to set up an 8-yard touchdown pass to Hines Ward.

The Steelers then took the lead following a bad exchange between center Matt Birk and Flacco. The fumbled snap was up for grabs, and defensive tackle Brett Keisel recovered at the 23.

The Ravens' defense was spurred by a 9-yard sack by Terrell Suggs on third-and-6, but kicker Shaun Suisham nailed a 35-yard field goal to give Pittsburgh a 24-21 advantage.

"I'll tell you time and time again, the No. 1 thing you cannot do is turn the ball over and win," said linebacker Ray Lewis. "It's too much of a momentum swing."

What's more, when the Ravens got even in the fourth quarter, Roethlisberger launched a 58-yard bomb to rookie Antonio Brown on third-and-19. The sixth-round draft pick got a few steps behind cornerback Lardarius Webb to make the game-sealing grab and set up Rashard Mendenhall's second touchdown of the day.

"He outran me," a dejected Webb said. "I'm not supposed to let him get behind me, but he did. He made a play. Now, I'm just trying to move on from it."

Prior to the meltdown, it seemed as if the Ravens were guaranteed a spot in the AFC Championship.

Pittsburgh scored on their first possession of the game, using a questionable 37-yard pass-interference penalty on cornerback Josh Wilson to cross midfield. The Steelers then logged seven-consecutive runs (including one Roethlisberger scramble) en route to a 1-yard touchdown plunge by Mendenhall.

But Flacco answered big, engineering a 10-play, 68-yard touchdown drive on the ensuing series. The march was aided by a pass-interference call when Pittsburgh's Anthony Madison – who subbed for an injured Bryant McFadden – was too handsy with wideout Derrick Mason on a 33-yard attempt.

Flacco let Rice do the rest with a 14-yard jaunt up the middle, following key blocks from fullback Le'Ron McClain and wideout Anquan Boldin to post the third-longest run against the Steelers this year.

Two plays later, Roethlisberger was dropped by Suggs, who logged three sacks and two quarterback hits, and fumbled. The ball was thought to be an incomplete pass, but no whistle blew, and defensive end Cory Redding picked up the idle football and waltzed untouched across the goal line.

The Ravens capitalized on another fumble in the second quarter, when linebacker Dannell Ellerbe popped Mendenhall on Pittsburgh's 16-yard line and Ed Reed recovered. That led to a 4-yard dart to a wide-open Heap in the end zone.

The Ravens nearly took a fourth-quarter lead when Webb took a punt 55 yards for a touchdown, but that was called back by a holding penalty on Marcus Smith. Baltimore had to settle for a 24-yard Billy Cundiff field goal to knot the score again, even though a sure touchdown pass bounced off Boldin's chest on third down.

Roethlisberger then went to work securing his seventh-straight win over the Ravens, piloting an 11-play, 65-yard touchdown drive that left only one minute, 33 seconds on the clock.



The Ravens had one last chance at midfield, but their final series was derailed by two incompletions, a Flacco sack and a dropped fourth-down conversion by T.J. Houshmandzadeh.

"The bottom line is as much as they had control of the game in the second half, when the game was on the line, I wanted my number to be called. And it was, and I didn't catch it," said Houshmandzadeh. "That's basically the moral of the story."

The Ravens head back to Baltimore having lost in the divisional round of the playoffs for the second year in a row.

A 12-4 regular-season record is something to be proud of, but many players and coaches will still consider what could have been.

"We had a good year this year. It's just disappointing when you come up short," said Flacco. "You feel like you have a team that can move on and win the Super Bowl. We have a special locker room, and guys are going to be disappointed. I'm disappointed."

"It's tough to lose these kind of games, especially when you feel the way you feel about those guys. And how we felt as a team this year, which was pretty darn good. We felt we couldn't be stopped at times."